



Kenya National Highways Authority

Quality Highways, Better Connections

TENDER NO. KeNHA/R5/168/2021

**PERFORMANCE BASED CONTRACT FOR THE MAINTENANCE OF
MUTHAIGA ~ KIAMBU (B32) ROAD**

(Reserved for WOMEN)

NOVEMBER, 2021

**DIRECTOR ROAD ASSET AND
CORRIDOR MANAGEMENT
KENYA NATIONAL HIGHWAYS
AUTHORITY
P.O. BOX 49712-00100
NAIROBI**

**DIRECTOR GENERAL
KENYA NATIONAL HIGHWAYS
AUTHORITY
P.O. BOX 49712-00100
NAIROBI**

SECTION I - INVITATION FOR TENDERS 3

PART 1 – TENDERING PROCEDURES 7

SECTION II - INSTRUCTIONS TO TENDERERS	9
SECTION III - TENDER DATA SHEET	31
SECTION IV - EVALUATION AND QUALIFICATION CRITERIA	36
SECTION V - TENDERING FORMS	53
FORM ELI-1.1- TENDERER INFORMATION FORM	55
FORM ELI- 1.2- TENDERER JV INFORMATION	56
FORM ELI - 1.3- QUALIFICATION OF FOREIGN CONTRACTORS	57
FORM ELI - 1.4- DECLARATIONS OF MATERIALS, EQUIPMENT AND LABOUR SOURCES	59
FORM OF TENDER	60
FORM CON – 1 HISTORICAL CONTRACT NON-PERFORMANCE, PENDING LITIGATION AND LITIGATION HISTORY	74
FORM CON – 2: DECLARATION FORM – FAIR EMPLOYMENT LAW AND PRACTICES	76
FORM CON – 3: DECLARATION OF KNOWLEDGE OF SITE	77
FORM FIN – 3.1: FINANCIAL SITUATION AND PERFORMANCE	78
FORM FIN – 3.2: AVERAGE ANNUAL CONSTRUCTION TURNOVER	82
FORM FIN - 3.3: CURRENT CONTRACT COMMITMENTS / WORKS IN PROGRESS	83
FORM EXP - 4.1: GENERAL CONSTRUCTION EXPERIENCE	84
FORM EXP - 4.2(A): SPECIFIC CONSTRUCTION AND CONTRACT MANAGEMENT EXPERIENCE	85
FORM EXP - 4.2(B): CONSTRUCTION EXPERIENCE IN KEY ACTIVITIES	86
TECHNICAL PROPOSAL	88
FORM OF TENDER-SECURING DECLARATION	98

PART 2 – WORKS REQUIREMENTS 99

SECTION VI - SPECIFICATIONS	100
SECTION VII – BILLS OF QUANTITIES	234
SECTION VIII - DRAWINGS	269

PART 3 – CONDITIONS OF CONTRACT AND CONTRACT FORMS 298

SECTION IX - CONDITIONS OF CONTRACT PART I -GENERAL CONDITIONS	299
SECTION X - CONDITIONS OF CONTRACT PART II -CONDITIONS OF PARTICULAR APPLICATION	301
SECTION XI - STANDARD CONTRACT FORMS	333
FORM NO. 1: NOTIFICATION OF INTENTION TO AWARD	335
FORM NO. 2: LETTER OF NOTIFICATION OF AWARD	338
FORM NO. 3: FORM OF AGREEMENT	339
FORM NO. 4 - PERFORMANCE SECURITY	340
FORM No. 5 - PERFORMANCE SECURITY OPTION 2– (Performance Bond)	341
FORM NO. 6 - ADVANCE PAYMENT SECURITY	343

SECTION I - INVITATION FOR TENDERS

SECTION 1: INVITATION TO TENDER

TENDER NO. KeNHA/R5/168/2021 – PERFORMANCE BASED CONTRACT FOR THE MAINTENANCE OF MUTHAIGA - KIAMBU (B32) ROAD

The Kenya National Highways Authority (KeNHA) is a State Corporation established under the Kenya Roads Act, 2007, with the responsibility for the management, development, rehabilitation and maintenance of national roads.

The Authority invites bids from eligible construction companies registered with the **National Construction Authority (NCA) in Category NCA 1, 2 or 3** for the **PERFORMANCE BASED CONTRACT FOR THE MAINTENANCE OF MUTHAIGA - KIAMBU (B32) ROAD** to be funded through Road Maintenance Fuel Levy Fund (RMLF).

SCOPE OF WORK

The scope of works shall be as described in the tender document.

QUALIFICATION FOR TENDERING

Mandatory Requirements

The following **MUST** be submitted together with the bid;

1. Copy of Certificate of incorporation
2. Copy of **Valid** Annual Practising Licence with the National Construction Authority in the classes specified above
3. Copy of **Valid** Tax Compliance Certificate
4. Copy of recent CR 12 form (Issued within the last Six 6 months from the Tender Opening Date).
5. Copy of Valid Registration Certificate for Access to Government Procurement Opportunities – { AGPO) in the category of [Women] as specified in the Tender Notice.
6. Bidders shall **sequentially serialise** all pages of each tender submitted
7. A copy of PBC Certificate for at least one of the Directors.

Other Requirements

As specified in the respective tender documents covering the following: -

1. Similar previous experience where applicable.
2. Professional and Technical Personnel.
3. Current work load.
4. Eligibility
 - a. To enhance equity, bidders shall bid for a maximum of **Two (2)** Tenders, but can only be Awarded a Maximum of **One (1)** Tenders, under this Tender Notice. Bidders who participate in more than **Two (2)** tenders shall be disqualified.
 - b. Director (s) and Bidders who have been awarded Tenders in this **Financial year (1st and 2nd Quarter Tender Notice) (FY 2021-2022)** are not eligible to bid for this Tender Notice
 - c. Director (s) bidding under different companies should not participate in more than **Two (2)** tenders

- d. Only those bidders registered in the Category as indicated in the tender document shall bid for the respective tenders
- e. Bidders to comply with section 157 (8) (a) (ii) and (ii) on exclusive preference for citizen contractors.
- f. Any form of Canvassing will lead to disqualification

Note:

- 1. All submitted Documents may be verified from the issuing agencies, KeNHA Reserves the right to verify all submitted documents
- 2. The Bidders to ensure that their rates in the bills of quantities are within the prevailing market rates for road works.

Procurement shall be based on the post qualification method and the above details will be submitted with the priced bid.

There shall be a **mandatory pre-tender site visits** as specified in the detailed tender notice and as uploaded onto the KeNHA website.

NOTE:

Every Bidder shall be represented by one Technical Person with a Minimum qualification of a Diploma in Civil/Highway Engineering. The Individual MUST Bring along the following:

- 1. **Original ID/Passport and a Copy**
- 2. **Original Diploma/H. Dip./Degree Certificate and a Copy**
- 3. **Original and Copy of Registration Certificate/ or proof of current subscription by EBK/KETRB**
- 4. **Original Introductory letter bearing the Company letterhead and an Official Stamp authorizing them to represent the company in the SPECIFIC pre-tender site visit/Pre Tender Conference. The letter shall be duly signed by the Director of the company. Photocopies or any other media shall not be accepted.**

The copies of ID, Academic Certificate, Professional Registration certificate and introductory letters shall be retained by the Procuring Entity's Team and may be verified later for authenticity.

One (1) person shall only represent one (1) company per Tender.

The detailed tender notice is available in the KeNHA website and Public Procurement Information Portal (PIIP). Clarifications and Questions may be sent to procurement@kenha.co.ke as indicated in the Tender Notice.

NOTE:

Every bidder shall make their own arrangements to familiarize themselves with the site conditions and the Road and its features.

Interested eligible candidates may obtain further information and inspect tender documents from the **Procurement Office, Kenya National Highways Authority, Nairobi Regional office, Machakos Road Industrial Area** as indicated in the Tender Notice during normal working hours.

A complete set of tender documents may be obtained by interested tenderers from the Kenya National Highways Authority website: www.kenha.co.ke or PIIP portal: www.tenders.go.ke free of charge.

Bidders are encouraged to download tender documents to minimise physical visits to the respective **KeNHA Regional Offices**.

Completed tender documents are to be enclosed in plain sealed envelope clearly marked with tender name, reference number and submitted to: -

**Office of the Regional Director-Nairobi Region,
Kenya National Highways Authority,
P. O. Box 200-00507,
NAIROBI, KENYA**

Or

Deposited in the Tender Box located at KeNHA's Nairobi Regional Office, Machakos Road, and Industrial Area in Ground floor so as to be received on or before, **Date and time as indicated in the Tender Notice**.

So as to be received on or before **the Date and Time as indicated in the Tender Notice**.


All interested bidders are required to continually check the Kenya National Highways Authority website: www.kenha.co.ke for any tender addendums or clarifications that may arise before submission date.

Tenders will be opened immediately thereafter in the presence of Tenderers/Representatives who wish to attend at the KeNHA's Nairobi Regional Office.

Deputy Director, Supply Chain Management

For: DIRECTOR GENERAL

PART 1 – TENDERING PROCEDURES



SECTION II - INSTRUCTIONS TO TENDERERS

SECTION 2 - INSTRUCTIONS TO TENDERERS

A. GENERAL

1. Scope of Tender

1.1 The Procuring Entity, as indicated in the TDS, issues this tendering document for the procurement of Works and Services as listed below for the award of a Performance-based Road Contract. The name, identification, and number of lots (contracts) of this ITT are specified in the TDS. The Works and Services under the Performance- based Contract will cover the Roads indicated in the TDS and will consist of:

- a) Maintenance Services or “Services” consisting of all interventions on the Roads which are to be carried out by the contractor in order to achieve and keep the Road performance stand defined by the Service Level included in Section VII, Specifications for Works and Services of this tendering document, and all activities related to the management and evaluation of the road network under contract;
- b) Rehabilitation Works, when requested in the TDS for the sections of the Road(s) indicated in the TDS, consisting of specific types of civil works described in the Specifications;
- c) Improvement Works, when requested in the TDS, consisting of a set of specific interventions indicated in the Specifications to add new characteristics to the Roads in response to existing or new traffic and safety or other considerations;
- d) Works consisting of activities needed to reinstate the Roads and reconstruct their structure or their right of way which has been damaged as a result of natural phenomena with imponderable consequences, such as strong storms, flooding, and earthquakes.

2. Interpretations

Throughout this tendering document:

The term “in writing” means communicated in written form (e.g. by mail, e-mail, and fax, including if specified in the TDS, distributed or received through electronic-procurement system used by the Procuring Entity) with proof of receipt;

if the context so requires, “singular” means “plural” and vice versa; and “Day” means calendar day, unless otherwise specified as a “Business Day.” A Business Day is any day that is a working day of the Procuring Entity. It excludes the Procuring Entity's official public holidays.

3. Fraud and Corruption

- 3.1 The Procuring Entity requires compliance with the provisions of the Public Procurement and Asset Disposal Act, 2015, Section 62 “Declaration not to engage in corruption”. The tender submitted by a person shall include a declaration that the person shall not engage in any corrupt or fraudulent practice and a declaration that the person or his or her sub-contractors are not debarred from participating in public procurement proceedings.
- 3.2 The Procuring Entity requires compliance with the provisions of the Competition Act 2010, regarding collusive practices in contracting. Any tenderer found to have engaged in collusive conduct shall be disqualified and criminal and/or civil sanctions may be imposed. To this effect, Tenders shall be required to complete and sign the “Certificate of Independent Tender Determination” annexed to the Form of Tender.

- 3.3 Unfair Competitive Advantage-Fairness and transparency in the tender process require that the firms or their Affiliates competing for a specific assignment do not derive a competitive advantage from having provided consulting services related to this tender. To that end, the Procuring Entity shall indicate in the Data Sheet and make available to all the firms together with this tender document all information that would in that respect give such firm any unfair competitive advantage over competing firms.
- 3.4 Tenderers shall permit and shall cause their agents (where declared or not), subcontractors, sub consultants, service providers, suppliers, and their personnel, to permit the Procuring Entity to inspect all accounts, records and other documents relating to any initial selection process, prequalification process, tender submission, proposal submission, and contract performance (in the case of award), and to have them audited by auditors appointed by the Procuring Entity.

4 Eligible Tenderers

- 4.1 A Tenderer may be a firm that is a private entity, a state-owned enterprise or institution subject to ITT 4.6 or any combination of such entities in the form of a joint venture (JV) under an existing agreement or with the intent to enter into such an agreement supported by a Form of intent. In the case of a joint venture, all members shall be jointly and severally liable for the execution of the entire Contract in accordance with the Contract terms. The JV shall nominate a Representative who shall have the authority to conduct all business for and on behalf of any and all the members of the JV during the Tendering process and, in the event the JV is awarded the Contract, during contract execution. Members of a joint venture may not also make an individual tender, be a subcontractor in a separate tender or be part of another joint venture for the purposes of the same Tender. The maximum number of JV members shall be specified in the TDS.
- 4.2 Public Officers of the Procuring Entity, their Spouses, Child, Parent, Brothers or Sister. Child, Parent, Brother or Sister of a Spouse, their business associates or agents and firms/organizations in which they have a substantial or controlling interest shall not be eligible to tender or be awarded a contract. Public Officers with such relatives are also not allowed to participate in any procurement proceedings.
- 4.3 A Tenderer shall not have a conflict of interest. Any Tenderer found to have a conflict of interest shall be disqualified. A Tenderer may be considered to have a conflict of interest for the purpose of this Tendering process, if the Tenderer:
- a) Directly or indirectly controls, is controlled by or is under common control with another Tenderer; or
 - b) Receives or has received any direct or indirect subsidy from another Tenderer; or
 - c) Has the same legal representative as another Tenderer; or
 - d) Has a relationship with another Tenderer, directly or through common third parties, that puts it in a position to influence the Tender of another Tenderer, or influence the decisions of the Procuring Entity regarding this Tendering process; or
 - e) Or any of its affiliates participated as a consultant in the preparation of the design or technical specifications of the works that are the subject of the Tender; or
 - f) Or any of its affiliates has been hired (or is proposed to be hired) by the Procuring Entity or Procuring Entity as Engineer for the Contract implementation; or
 - g) would be providing goods, works, or non-consulting services resulting from or directly related to consulting services for the preparation or implementation of the project specified in the TDS ITT 2.1 that it provided or were provided by any affiliate that directly or indirectly controls, is controlled by, or is under common control with that firm; or
 - h) has a close business or family relationship with a professional staff of the Procuring Entity,

who:

- i) are directly or indirectly involved in the preparation of the tendering document or specifications of the Contract, and/or the Tender evaluation process of such Contract; or
- ii) would be involved in the implementation or supervision of such contract unless the conflict stemming from such relationship has been resolved in a manner acceptable to the Procuring Entity throughout the Tendering process and execution of the Contract.

- 4.4 A firm that is a Tenderer (either individually or as a JV member) shall not participate in more than one Tender, except for permitted alternative Tenders. This includes participation as a subcontractor in other Tenders. Such participation shall result in the disqualification of all Tenders in which the firm is involved. A firm that is not a Tenderer or a JV member may participate as a subcontractor in more than one Tender.
- 4.5 A Tenderer may have the nationality of any country, subject to the restrictions pursuant to ITT 4.9. A Tenderer shall be deemed to have the nationality of a country if the Tenderer is constituted, incorporated or registered in and operates in conformity with the provisions of the laws of that country, as evidenced by its articles of incorporation (or equivalent documents of constitution or association) and its registration documents, as the case maybe. This criterion also shall apply to the determination of the nationality of proposed subcontractors or sub-consultants for any part of the Contract including related Services.
- 4.6 Tenderer that has been debarred from participating in public procurement shall be ineligible to be prequalified for a tender or be awarded a contract. The list of debarred firms and individuals is available from the website of PPRA www.ppra.go.ke/oremailcomplaints@ppra.go.ke.
- 4.7 Tenderers that are state-owned enterprises or institutions in Kenya may be eligible to compete and be awarded a Contract(s) only if they can establish that they (i) are legally and financially autonomous (ii) operate under commercial law, and (iii) are not under supervision of the Procuring Entity.
- 4.8 Tenderer shall not be under suspension from Tendering by the Procuring Entity as the result of the operation of a Tender-Securing or Proposal-Securing Declaration.
- 4.9 Firms and individuals may be ineligible if so indicated in Section V and (a) as a matter of law or official regulations, if Kenya prohibits commercial relations with that country, or (b) by an act of compliance with a decision of the United Nations Security Council taken under Chapter VII of the Charter of the United Nations, Kenya prohibits any import of goods or contracting of works or services from that country, or any payments to any country, person, or entity in that country.
- 4.10 Foreign tenderers are required to source at least forty (40%) percent of their contract inputs (in supplies, subcontracts and labor) from national suppliers and contractors. To this end, a foreign tenderer shall provide in its tender documentary evidence that this requirement is met. Foreign tenderers not meeting this criterion will be automatically disqualified. Information required to enable the Procuring Entity determine if this condition is met shall be provided in for this purpose is be provided in "SECTION III - EVALUATION AND QUALIFICATION CRITERIA, Item 9".
- 4.11 Pursuant to the eligibility requirements of ITT 4.10, a tender is considered a foreign tenderer, if the tenderer is not registered in Kenya or if the tenderer is registered in Kenya and has less than 51 percent ownership by Kenyan citizens. JVs are considered as foreign tenderers if the individual member firms are not registered in Kenya or if are registered in Kenya and have less than 51 percent ownership by Kenyan citizens. The JV shall not

subcontract to foreign firms more than 10 percent of the contract price, excluding provisional sums.

- 4.12 The National Construction Authority Act of Kenya requires that all local and foreign contractors be registered with the National Construction Authority and be issued with a Registration Certificate before they can undertake any construction works in Kenya. Registration for foreign contractors shall not be a condition for tender, but it shall be a condition of contract award and signature. A selected tenderer shall be given opportunity to register before such award and signature of contract. Application for registration with National Construction Authority may be accessed from the website www.nca.go.ke.
- 4.13 The Competition Act of Kenya requires that firms wishing to tender as Joint Venture undertakings which may prevent, distort or lessen competition in provision of services are prohibited unless they are exempt in accordance with the provisions of Section 25 of the Competition Act, 2010. JVs will be required to seek for exemption from the Competition Authority. Exemption shall not be a condition for tender, but it shall be a condition of contract award and signature. A JV tenderer shall be given opportunity to seek such exemption as a condition of award and signature of contract. Application for exemption from the Competition Authority of Kenya may be accessed from the website www.cak.go.ke
- 4.14 A Tenderer may be considered ineligible if he/she offers goods, works and production processes with characteristics that have been declared by the relevant national environmental protection agency or by other competent authority as harmful to human beings and to the environment shall not be eligible for procurement.
- 4.15 A Kenyan tenderer shall provide evidence of having fulfilled his/her tax obligations by producing a valid tax compliance or tax exemption certificate issued by the Kenya Revenue Authority.

5. Eligible Materials, Equipment, and Services

- 5.1 The materials, equipment and services to be supplied under the Contract may have their origin in any eligible country and all expenditures under the Contract will be limited to such materials, equipment, and services. At the Procuring Entity's request, Tenderers may be required to provide evidence of the origin of materials, equipment and services.
- 5.2 For purposes of ITT 5.1 above, “origin” means the place where the materials and equipment are mined, grown, produced or manufactured, and from which the services are provided. Materials and equipment are produced when, through manufacturing, processing, or substantial or major assembling of components, a commercially recognized product results that is substantially different in its basic characteristics or in purpose or utility from its components.

B. Contents of Tendering Document

6 Sections of Tendering Document

- 6.1 The tendering document consists of Parts 1, 2, and 3, which include all the Sections indicated below, and should be read in conjunction with any Addenda issued in accordance with ITT 10.

PART 1 - Tendering Procedures

Section I- Instructions to Tenderers (ITT) Section II-Tender Data Sheet (TDS)

Section III- Evaluation and Qualification Criteria Section IV-Tendering Forms

PART 2 - Works and Services' Requirements

Section V - Specifications

PART 3-Conditions of Contract and Contract Forms

Section VI - General Conditions of Contract

Section VII - Special Conditions of Contract Section VIII-Contract Forms

- 6.2 The Invitation to Tender (ITT) or the notice to the prequalified Tenderers issued by the Procuring Entity is not part of the tendering document.
- 6.3 Unless obtained directly from the Procuring Entity, the Procuring Entity is not responsible for the completeness of the tendering document, responses to requests for clarification, the minutes of the pre-Tender meeting (if any), or Addenda to the tendering document in accordance with ITT 10. In case of any contradiction, documents obtained directly from the Procuring Entity shall prevail.
- 6.4 The Tenderer is expected to examine all instructions, forms, terms, and specifications in the tendering document and to furnish with its Tender all information and documentation as is required by the tendering document.

7 Site Visit

- 7.1 The Tenderer, at the Tenderer's own responsibility and risk, is encouraged to visit and examine the site of the works and its surroundings and obtain all information that may be necessary for preparing the Tender and entering into a contract for the Services. The costs of visiting the Site shall be at the Tenderer's own expense.

8 Pre-Tender Meeting and a pre-arranged pretender site visit

- 8.1 The Procuring Entity shall specify in the TDS if a pre-tender conference will be held, when and where. The Procuring Entity shall also specify in the TDS if a pre-arranged pretender visit of the site of the works will be held and when. The Tenderer's designated representative is invited to attend a pre-arranged pretender visit of the site of the works. The purpose of the meeting will be to clarify issues and to answer questions on any matter that may be raised at that stage.
- 8.2 The Tenderer is requested to submit any questions in writing, to reach the Procuring Entity not later than the period specified in the TDS before the meeting.
- 8.3 Minutes of the pre-Tender meeting and the pre-arranged pretender visit of the site of the works, if applicable, including the text of the questions asked by Tenderers and the responses given, together with any responses prepared after the meeting, will be transmitted promptly to all Tenderers who have acquired the Tender Documents in accordance with ITT 6.3. Minutes shall not identify the source of the questions asked.

- 8.4 The Procuring Entity shall also promptly publish anonymized (no names) Minutes of the pre-Tender meeting and the pre-arranged pretender visit of the site of the works at the web page identified in the TDS. Any modification to the Tender Documents that may become necessary as a result of the pre-Tender meeting shall be made by the Procuring Entity exclusively through the issue of an Addendum pursuant to ITT 10 and not through the minutes of the pre-Tender meeting. Nonattendance at the pre-Tender meeting will not be a cause for disqualification of a Tenderer.

9 Clarification of Tender Documents

- 9.1 A Tenderer requiring any clarification of the Tender Document shall contact the Procuring Entity in writing at the Procuring Entity's address specified in the TDS or raise its enquiries during the pre-Tender meeting and the pre-arranged pretender visit of the site of the works if provided for in accordance with ITT 8.4. The Procuring Entity will respond in writing to any request for clarification, provided that such request is received no later than the period specified in the TDS prior to the deadline for submission of tenders. The Procuring Entity shall forward copies of its response to all tenderers who have acquired the Tender Documents in accordance with ITT 6.3, including a description of the inquiry but without identifying its source. If so specified in the TDS, the Procuring Entity shall also promptly publish its response at the web page identified in the TDS. Should the clarification result in changes to the essential elements of the Tender Documents, the Procuring Entity shall amend the Tender Documents appropriately following the procedure under ITT 10.

10 Amendment of Tendering Document

- 10.1 At any time prior to the deadline for submission of Tenders, the Procuring Entity may amend the Tendering document by issuing addenda.
- 10.2 Any addendum issued shall be part of the tendering document and shall be communicated in writing to all who have obtained the tendering document from the Procuring Entity in accordance with ITT 6.3. The Procuring Entity shall also promptly publish the addendum on the Procuring Entity's website in accordance with ITT 8.4.
- 10.3 To give prospective Tenderers reasonable time in which to take an addendum into account in preparing their Tenders, the Procuring Entity shall extend, as necessary, the deadline for submission of Tenders, in accordance with ITT 24.2 below.

C. Preparation of Tenders

11 Cost of Tendering

- 11.1 The Tenderer shall bear all costs associated with the preparation and submission of its Tender, and the Procuring Entity shall not be responsible or liable for those costs, regardless of the conduct or outcome of the Tendering process.

12 Language of Tender

- 12.1 The Tender, as well as all correspondence and documents relating to the Tender exchanged by the Tenderer and the Procuring Entity, shall be written in the English language. Supporting documents and printed literature that are part of the Tender may be in another language provided they are accompanied by an accurate translation of the relevant passages in the English language, in which case, for purposes of interpretation of the Tender, such translation shall govern.

13 Documents Comprising the Tender

- 13.1 The Tender shall comprise the following:
- a Form of Tender prepared in accordance with ITT 14;
 - b Schedules, including priced Bills of Quantities completed in accordance with ITT 14 and ITT 16;

- c Tender Security or Tender-Securing Declaration, in accordance with ITT 21.1;
- d Alternative Tender, if permissible, in accordance with ITT 15;
- e Authorization: written confirmation authorizing the signatory of the Tender to commit the Tenderer, in accordance with ITT 22.3;
- f Qualifications: documentary evidence in accordance with ITT 19 establishing the Tenderer's qualifications, or continued qualified status, as the case may be, to perform the Contract if its Tender is accepted;
- g Conformity: a technical proposal in accordance with ITT 18;
- h Any other document required in the TDS.

13.2 In addition to the requirements under ITT 13.1, Tenders submitted by a JV shall include a copy of the Joint Venture Agreement entered into by all members. Alternatively, a Form of Intent to execute a Joint Venture Agreement in the event of a successful Tender shall be signed by all members and submitted with the Tender, together with a copy of the proposed agreement.

13.3 The Tenderer shall furnish in the Form of Tender information on commissions and gratuities, if any, paid or to be paid to agents or any other party relating to this Tender.

14 Form of Tender, and Schedules

14.1 The Form of Tender and Schedules, including the Bills of Quantities, shall be prepared using the relevant forms furnished in Section IV, Tendering Forms. The forms must be completed without any alterations to the text, and no substitutes shall be accepted. All blank spaces shall be filled in with the information requested. The Tenderer chronologically serialize all pages of the tender documents submitted.

15 Alternative Tenders

15.1 Unless otherwise indicated in the TDS, alternative Tenders shall not be considered.

15.2 When alternative times for reaching the required Service Levels or for the completion of Rehabilitation or Improvement Works are explicitly invited, a statement to that effect will be included in the TDS, as will the method of evaluating different times for completion.

15.3 Except as provided under ITT 15.4 below, Tenderers wishing to offer technical alternatives to the requirements of the tendering document must first price the Procuring Entity's design as described in the tendering document and shall further provide all information necessary for a complete evaluation of the alternative by the Procuring Entity, including drawings, design calculations, technical specifications, breakdown of prices, and proposed construction methodology and other relevant details. Only the technical alternatives, if any, of the Tenderer with the Best Evaluated Tender conforming to the basic technical requirements shall be considered by the Procuring Entity.

15.4 When specified in the TDS, Tenderers are permitted to submit alternative technical solutions for specified parts of the Rehabilitation and/or Improvement Works, and such parts will be identified in the TDS, as will the method for their evaluating, and described in Section VII, Works and Services' Requirements.

16 Tender Prices and Discounts

16.1 The prices and discounts quoted by the Tenderer in the Form of Tender and in the Bills of Quantities shall conform to the requirements specified below.

16.2 The Tenderer shall fill in rates and prices for all items of the Works and Services described in the Bills of Quantities. Items against which no rate or price is entered by the Tenderer will not be paid for by the Procuring Entity when executed and shall be deemed covered by the rates

for other items and prices in the Bills of Quantities and will not be paid for separately by the Procuring Entity. An item not listed in the priced Bill of Quantities shall be assumed to be not included in the Tender, and provided that the Tender is determined substantially responsive notwithstanding this omission, the average price of the item quoted by substantially responsive Tenderers will be added to the Tender price and the equivalent total cost of the Tender so determined will be used for price comparison.

- 16.3 The price to be quoted in the Form of Tender, in accordance with ITT 14.1, shall be the total price of the Tender, excluding any discounts offered.
- 16.4 The Tenderer shall quote any discounts and the methodology for their application in the Form of Tender, in accordance with ITT 16.1.
- 16.5 Unless otherwise provided in the TDS and the Contract, the rates and prices quoted by the Tenderer are subject to adjustment during the performance of the Contract in accordance with the provisions of the Conditions of Contract. In such a case, the Tenderer shall furnish the indices and weightings for the price adjustment formulae in the Schedule of Adjustment Data and the Procuring Entity may require the Tenderer to justify its proposed indices and weightings.
- 16.6 If so indicated in ITT 1.1, Tenders are being invited for individual lots (contracts) or for any combination of lots (packages). Tenderers wishing to offer any price reduction for the award of more than one Contract shall specify in their tender the price reductions applicable to each package, or alternatively, to individual Contracts within the package. Discounts shall be submitted in accordance with ITT 14.4, provided the Tenders for all lots (contracts) are submitted and opened at the same time.
- 16.7 All duties, taxes, and other levies payable by the Contractor under the Contract, or for any other cause, as of the date 28 days prior to the deadline for submission of Tenders, shall be included in the rates and prices and the total Tender Price submitted by the Tenderer.

17 Currencies of Tender and Payment

- 17.1 The currency (ies) of the Tender and the currency (ies) of payments shall be the same and shall be as specified in the TDS.
- 17.2 Tenderers may be required by the Procuring Entity to justify, to the Procuring Entity's satisfaction, their foreign currency requirements, and to substantiate that the amounts shown in the Summary of Payment Currency Schedule, in which case a detailed breakdown of the foreign currency requirements shall be provided by Tenderers.

18 Documents Comprising the Technical Proposal

- 18.1 The Tenderer shall furnish a technical proposal (if so required) including a statement of work methods, equipment, personnel, schedule and any other information as stipulated in Section IV, Tendering Forms, in sufficient detail to demonstrate the adequacy of the Tenderers' proposal to meet the work and services' requirements and the completion time.

19 Documents Establishing the Qualifications of the Tenderer

- 19.1 To establish Tenderer's eligibility in accordance with ITT 4, Tenderers shall complete the Form of Tender, included in Section IV, Tendering Forms.
- 19.2 In accordance with Section III, Evaluation and Qualification Criteria, to establish its qualifications to perform the Contract the Tenderer shall provide the information requested in the corresponding information sheets included in Section IV, Tendering Forms.
- 19.3 If a margin of preference applies as specified in accordance with ITT 36.1, domestic Tenderers, individually or in joint ventures, applying for eligibility for domestic preference shall supply all information required to satisfy the criteria for eligibility specified in

- 19.4 Tenderers shall be asked to provide, as part of the data for qualification, such information, including details of ownership, as shall be required to determine whether, according to the classification established by the Procuring Entity, a particular contractor or group of contractors qualifies for a margin of preference. Further the information will enable the Procuring Entity identify any actual or potential conflict of interest in relation to the procurement and/or contract management processes, or a possibility of collusion between tenderers, and thereby help to prevent any corrupt influence in relation to the procurement process or contract management.
- 19.5 The purpose of the information described in ITT 19.4 above overrides any claims to confidentiality which a tenderer may have. There can be no circumstances in which it would be justified for a tenderer to keep information relating to its ownership and control confidential where it is tendering to undertake public sector work and receive public sector funds. Thus, confidentiality will not be accepted by the Procuring Entity as a justification for a Tenderer's failure to disclose, or failure to provide required information on its ownership and control.
- 19.6 The Tenderer shall provide further documentary proof, information or authorizations that the Procuring Entity may request in relation to ownership and control which information on any changes to the information which was provided by the tenderer under ITT 19.4. The obligations to require this information shall continue for the duration of the procurement process and contract performance and after completion of the contract, if any change to the information previously provided may reveal a conflict of interest in relation to the award or management of the contract.
- 19.7 All information provided by the tenderer pursuant to these requirements must be complete, current and accurate as at the date of provision to the Procuring Entity. In submitting the information required pursuant to these requirements, the Tenderer shall warrant that the information submitted is complete, current and accurate as at the date of submission to the Procuring Entity.
- 19.8 If a tenderer fails to submit the information required by these requirements, its tenderer will be rejected. Similarly, if the Procuring Entity is unable, after taking reasonable steps, to verify to a reasonable degree the information submitted by a tenderer pursuant to these requirements, then the tender will be rejected.
- 19.9 If information submitted by a tenderer pursuant to these requirements, or obtained by the Procuring Entity (whether through its own enquiries, through notification by the public or otherwise), shows any conflict of interest which could materially and improperly benefit the tenderer in relation to the procurement or contract management process, then:
- i) If the procurement process is still ongoing, the tenderer will be disqualified from the procurement process,
 - ii) If the contract has been awarded to that tenderer, the contract award will be set aside,
 - iii) the tenderer will be referred to the relevant law enforcement authorities for investigation of whether the tenderer or any other persons have committed any criminal offence.
- 19.10 If a tenderer submits information pursuant to these requirements that is incomplete, inaccurate or out-of-date, or attempts to obstruct the verification process, then the consequences ITT 19.9 will ensue unless the tenderer can show to the reasonable satisfaction of the Procuring Entity that any such act was not material, or was due to genuine error which was not attributable to the intentional act, negligence or recklessness of the tenderer.

20 Period of Validity of Tenders

- 20.1 Tenders shall remain valid for the period specified in the TDS. The Tender Validity period starts from the date fixed for the Tender submission deadline (as prescribed by the Procuring Entity in accordance with ITT 24). A Tender valid for a shorter period shall be rejected by the

Procuring Entity as non-responsive.

20.2 In exceptional circumstances, prior to the expiration of the Tender validity period, the Procuring Entity may request Tenderers to extend the period of validity of their Tenders. The request and the responses shall be made in writing. If a Tender Security is requested in accordance with ITT 21, it shall also be extended for thirty (30) days beyond the deadline of the extended validity period. A Tenderer may refuse the request without forfeiting its Tender Security. A Tenderer granting the request shall not be required or permitted to modify its Tender, except as provided in ITT 26.3.

21 Tender Security

21.1 The Tenderer shall furnish as part of its Tender, either a Tender-Securing Declaration or a Tender Security as specified in the TDS, in original form and, in the case of a Tender security, in the amount and currency specified in the TDS.

21.1 A Tender-Securing Declaration shall use the form included in Section IV, Tendering Forms.

21.2 The Tender Security shall be a demand guarantee at the Tenderer's option, in any of the following forms:

- a cash;
 - i. a bank guarantee;
 - ii. a guarantee by an insurance company registered and licensed by the Insurance Regulatory Authority listed by the Authority; or
 - iii. a guarantee issued by a financial institution approved and licensed by the Central Bank of Kenya, from a reputable source, and an eligible country.
 - iv. Other forms of Security as specified in the TDS.

21.3 If the unconditional guarantee is issued by a non-bank financial institution located outside Kenya, the issuing non-bank financial institution shall have a correspondent financial institution located in Kenya to make it enforceable unless the Procuring Entity has agreed in writing, prior to Tender submission, that a correspondent financial institution is not required. In the case of a bank guarantee, the Tender Security shall be submitted either using the Tender Security Form included in Section IV, Tendering Forms, or in another substantially similar format approved by the Procuring Entity prior to Tender submission. The Tender Security shall be valid for thirty (30) days beyond the original validity period of the Tender, or beyond any period of extension if requested under ITT 24.2.

21.4 If a Tender Security or Tender-Securing Declaration is specified pursuant to ITT 21.1, any Tender not accompanied by a substantially responsive Tender Security or Tender-Securing Declaration shall be rejected by the Procuring Entity as non-responsive.

21.5 If a Tender Security is specified pursuant to ITT 21.1, the Tender Security of unsuccessful Tenderers shall be returned as promptly as possible upon the successful Tenderer's signing the Contract and furnishing the Performance Security. The Procuring Entity shall also promptly return the tender security to the tenderers where the procurement proceedings are terminated, all tenders were determined non responsive or a bidder declines to extend tender validity period.

21.6 The Tender Security of the successful Tenderer shall be returned as promptly as possible once the successful Tenderer has signed the Contract and furnished the required Performance Security.

21.7 The Tender Security may be forfeited or the Tender-Securing Declaration executed:

- a if a Tenderer withdraws its Tender during the period of Tender validity specified by the Tenderer on the Form of Tender or any extension thereto provided by the Tenderer; or

b if the successful Tenderer fails to:

- i. sign the Contract in accordance with ITT 48; or
- ii. furnish a performance security.

21.8 Where tender securing declaration is executed, the Procuring Entity shall recommend to the PPRA that PPRA debar the Tenderer from participating in public procurement as provided in the law.

21.9 The Tender Security or the Tender Securing Declaration of a JV shall be in the name of the JV that submits the Tender. If the JV has not been legally constituted at the time of Tendering, the Tender Security or the Tender- Securing Declaration shall be in the names of all future members as named in the Form of intent referred to in ITT 4.1 and ITT 13.2.

22 Format and Signing of Tender

22.1 The Tenderer shall prepare one original of the documents comprising the Tender as described in ITT 13 and clearly mark it "ORIGINAL." Alternative Tenders, if permitted in accordance with ITT 15, shall be clearly marked "ALTERNATIVE." In addition, the Tenderer shall submit copies of the Tender, in the number specified in the TDS and clearly mark them "COPY." In the event of any discrepancy between the original and the copies, the original shall prevail.

22.2 Tenderers shall mark as "CONFIDENTIAL" all information in their Tenders which is confidential to their business. This may include proprietary information, trade secrets, or commercial or financially sensitive information.

22.3 The original and all copies of the Tender shall be typed or written in indelible ink and shall be signed by a person duly authorized to sign on behalf of the Tenderer. This authorization shall consist of a written confirmation as specified in the TDS and shall be attached to the Tender. The name and position held by each person signing the authorization must be typed or printed below the signature. All pages of the Tender where entries or amendments have been made shall be signed or initialed by the person signing the Tender.

22.4 In case the Tenderer is a JV, the Tender shall be signed by an authorized representative of the JV on behalf of the JV, and so as to be legally binding on all the members as evidenced by a power of attorney signed by their legally authorized representatives.

22.5 Any inter-lineation, erasures, or overwriting shall be valid only if they are signed or initialed by the person signing the Tender.

D. Submission and Opening of Tenders

23 Sealing and Marking of Tenders

23.1 Depending on the sizes or quantities or weight of the tender documents, a tenderer may use an envelope, package or container. The Tenderer shall deliver the Tender in a single sealed envelope, or in a single sealed package, or in a single sealed container bearing the name and Reference number of the Tender, addressed to the Procuring Entity and a warning not to open before the time and date for Tender opening date. Within the single envelope, package or container, the Tenderer shall place the following separate, sealed envelopes:

- a. in an envelope or package or container marked "ORIGINAL", all documents comprising the Tender, as described in ITT 13; and
- b. in an envelope or package or container marked "COPIES", all required copies of the Tender; and
- c. if alternative Tenders are permitted in accordance with ITT 15, and if relevant:
 - i. in an envelope or package or container marked "ORIGINAL - ALTERNATIVE

TENDER”, the alternative Tender; and

- ii. in the envelope or package or container marked “COPIES-ALTERNATIVE TENDER”, all required copies of the alternative Tender.

23.2 The inner envelopes or packages or containers shall:

- a Bear the name and address of the Procuring Entity.
- b Bear the name and address of the Tenderer; and
- c Bear the name and Reference number of the Tender.

23.3 Where a tender package or container cannot fit in the tender box, the procuring entity shall:

- a Specify in the TDS where such documents should be received.
- b Maintain a record of tenders received and issue acknowledgement receipt note to each tenderer specifying time and date of receipt.
- c Ensure all tenders received are handed over to the tender opening committee for opening at the specified opening place and time.

23.4 If all envelopes are not sealed and marked as required, the Procuring Entity will assume no responsibility for the misplacement or premature opening of the Tender. Tenders that are misplaced or opened prematurely will not be accepted.

24 Deadline for Submission of Tenders

24.1 Tenders must be received by the Procuring Entity at the address and no later than the date and time indicated in the TDS. When so specified in the TDS, Tenderers shall have the option of submitting their Tenders electronically. Tenderers submitting Tenders electronically shall follow the electronic Tender submission procedures specified in the TDS.

21.2 The Procuring Entity may, at its discretion, extend the deadline for the submission of Tenders by amending the tendering document in accordance with ITT 10, in which case all rights and obligations of the Procuring Entity and Tenderers previously subject to the deadline shall thereafter be subject to the deadline as extended.

25 Late Tenders

25.1 The Procuring Entity shall not consider any Tender that arrives after the deadline for submission of Tenders, in accordance with ITT 22. Any Tender received by the Procuring Entity after the deadline for submission of Tenders shall be declared late, rejected, and returned unopened to the Tenderer.

26 Withdrawal, Substitution, and Modification of Tenders

26.1 A Tenderer may withdraw, substitute, or modify its Tender after it has been submitted by sending a written notice, duly signed by an authorized representative, and shall include a copy of the authorization in accordance with ITT 20.3, (except that withdrawal notices do not require copies). The corresponding substitution or modification of the Tender must accompany the respective written notice. All notices must be:

- a prepared and submitted in accordance with ITT 20 and ITT 21 (except that withdrawals notices do not require copies), and in addition, the respective envelopes shall be clearly marked “WITHDRAWAL,” “SUBSTITUTION,” “MODIFICATION;” and
- b received by the Procuring Entity prior to the deadline prescribed for submission of Tenders, in accordance with ITT 22.

26.2 Tenders requested to be withdrawn in accordance with ITT 24.1 shall be returned unopened to the Tenderers.

- 26.3 No Tender may be withdrawn, substituted, or modified in the interval between the deadline for submission of Tenders and the expiration of the period of Tender validity specified by the Tenderer on the Form of Tender Form or any extension thereof.

27 Tender Opening

- 27.1 Except in the cases specified in ITT 23 and ITT 24.2, the Procuring Entity shall publicly open and read out in accordance with this ITT all Tenders received by the deadline, at the date, time and place specified in the TDS, in the presence of Tenderers' designated representatives and anyone who chooses to attend. Any specific electronic Tender opening procedures required if electronic tendering is permitted in accordance with ITT 22.1, shall be as specified in the TDS.
- 27.2 First, envelopes marked "WITHDRAWAL" shall be opened and read out and the envelope with the corresponding Tender shall not be opened, but returned to the Tenderer. No Tender withdrawal shall be permitted unless the corresponding withdrawal notice contains a valid authorization to request the withdrawal and is read out at Tender opening.
- 27.3 Next, envelopes marked "SUBSTITUTION" shall be opened and read out and exchanged with the corresponding Tender being substituted, and the substituted Tender shall not be opened, but returned to the Tenderer. No Tender substitution shall be permitted unless the corresponding substitution notice contains a valid authorization to request the substitution and is read out at Tender opening.
- 27.4 Next, Envelopes marked "MODIFICATION" shall be opened and read out with the corresponding Tender. No Tender modification shall be permitted unless the corresponding modification notice contains a valid authorization to request the modification and is read out at Tender opening.
- 27.5 Next, all remaining envelopes shall be opened one at a time, reading out: the name of the Tenderer and whether there is a modification; the total Tender Price, per lot (contract) if applicable, including any discounts and alternative Tenders; the presence or absence of a Tender Security, if required; and any other details as the Procuring Entity may consider appropriate.
- 27.6 Only Tenders, alternative Tenders and discounts that are opened and read out at Tender opening shall be considered further. The Form of Tender and the Bill of Quantities are to be initialed by representatives of the Procuring Entity attending Tender opening in the manner specified in the TDS.
- 27.7 The Procuring Entity shall neither discuss the merits of any Tender nor reject any Tender (except for late Tenders, in accordance with ITT 23.1).
- 27.8 The Procuring Entity shall prepare a record of the Tender opening that shall include, as a minimum:
- i. The name of the Tenderer and whether there is a withdrawal, substitution, or modification;
 - ii. The Tender Price, per lot (contract) if applicable, including any discounts;
 - iii. Any alternative Tenders;
 - iv. The presence or absence of a Tender Security, if one was required.
 - v. Number of pages of each tender document submitted
- 27.9 The Tenderers' representatives who are present shall be requested to sign the record. The omission of a Tenderer's signature on the record shall not invalidate the contents and effect of the record. A copy of the record shall be distributed to all Tenderers. A copy of the tender opening register shall be issued to a Tenderer upon request

E. Evaluation and Comparison of Tenders

28 Confidentiality

- 29.0 Information relating to the evaluation of Tenders and recommendation of contract award shall not be disclosed to Tenderers or any other persons not officially concerned with such process until information on Intention to Award the Contract is transmitted to all Tenderers in accordance with ITT 43.
- 29.1 Any effort by a Tenderer to influence the Procuring Entity in the evaluation of the Tenders or Contract award decisions may result in the rejection of its Tender.
- 29.2 Notwithstanding ITT 28.2, from the time of Tender opening to the time of Contract award, if any Tenderer wishes to contact the Procuring Entity on any matter related to the Tendering process, it may do so in writing.

29 Clarification of Tenders

- 29.1 To assist in the examination, evaluation, and comparison of the Tenders, and qualification of the Tenderers, the Procuring Entity may, at its discretion, ask any Tenderer for a clarification of its Tender. Any clarification submitted by a Tenderer that is not in response to a request by the Procuring Entity shall not be considered. The Procuring Entity's request for clarification and the response shall be in writing. No change in the prices or substance of the Tender shall be sought, offered, or permitted, except to confirm the correction of arithmetic errors discovered by the Procuring Entity in the evaluation of the Tenders, in accordance with ITT 33.
- 29.2 If a Tenderer does not provide clarifications of its Tender by the date and time set in the Contracting Agency's request for clarification, its Tender may be rejected.

30 Deviations, Reservations, and Omissions

- 30.1 During the evaluation of Tenders, the following definitions apply:
- a "Deviation" is a departure from the requirements specified in the tendering document; "Reservation" is the setting of limiting conditions or withholding from complete acceptance of the requirements specified in the tendering document; and
 - b "Omission" is the failure to submit part or all of the information or documentation required in the tendering document.

31 Determination of Responsiveness

- 31.1 The Procuring Entity's determination of a Tender's responsiveness is to be based on the contents of the Tender itself, as defined in ITT 13.
- 31.2 A substantially responsive Tender is one that meets the requirements of the tendering document without material deviation, reservation, or omission. A material deviation, reservation, or omission is one that:
- a. If accepted, would:
 - i. Affect in any substantial way the scope, quality, or performance of the Works specified in the Contract; or
 - ii. Limit in any substantial way, in consistent with the tendering document, the Procuring Entity's rights or the Tenderer's obligations under the proposed Contract; or
 - b. if rectified, would unfairly affect the competitive position of other Tenderers presenting substantially responsive Tenders.
- 31.3 The Procuring Entity shall examine the technical aspects of the Tender submitted in

accordance with ITT18, Technical Proposal, in particular, to confirm that all requirements of Section VII, Specifications for Works and Services have been met without any material deviation, reservation or omission.

- 31.4 If a Tender is not substantially responsive to the requirements of the tendering document, it shall be rejected by the Procuring Entity and may not subsequently be made responsive by correction of the material deviation, reservation, or omission.

32 Non-material Non-conformities

- 32.1 Provided that a Tender is substantially responsive, the Procuring Entity may waive any non-conformities in the Tender.
- 32.2 Provided that a Tender is substantially responsive, the Procuring Entity may request that the Tenderer submit the necessary information or documentation, within a reasonable period of time, to rectify nonmaterial non- conformities in the Tender related to documentation requirements. Requesting information or documentation on such non-conformities shall not be related to any aspect of the price of the Tender. Failure of the Tenderer to comply with the request may result in the rejection of its Tender.
- 32.3 Provided that a Tender is substantially responsive, the Procuring Entity shall rectify nonmaterial non- conformities related to the Tender Price. To this effect, the Tender Price shall be adjusted, for comparison purposes only, to reflect the price of a missing or non-conforming item or component in the manner specified in the TDS.

33 Correction of Arithmetical Errors

- 33.1 The tender sum as submitted and read out during the tender opening shall be absolute and final and shall not be the subject of correction, adjustment or amendment in anyway by any person or entity.
- 33.2 Provided that the Tender is substantially responsive, the Procuring Entity shall handle errors on the following basis:
- a Any error detected if considered a major deviation that affects the substance of the tender, shall lead to disqualification of the tender as non-responsive.
 - b Any errors in the submitted tender arising from a miscalculation of unit price, quantity, subtotal and total bid price shall be considered as a major deviation that affects the substance of the tender and shall lead to disqualification of the tender as non-responsive. and
 - c If there is a discrepancy between words and figures, the amount in words shall prevail
- 33.3 Tenderers shall be notified of any error detected in their bid during the notification of award.

34 Conversion to Single Currency

- 34.1 For evaluation and comparison purposes, the currency(ies) of the Tender shall be converted into a single currency which is Kenya Shillings. The source of the exchange rates shall be the Central Bank of Kenya.

35 Nominated Subcontractors

- 35.1 Unless otherwise stated in the TDS, the Procuring Entity does not intend to execute any specific elements of the Works by subcontractors selected/nominated by the Procuring Entity. In case the Procuring Entity nominates a subcontractor, the subcontract agreement shall be signed by the Subcontractor and the Procuring Entity. The main contract shall specify the working arrangements between the main contractor and the nominated subcontractor.

- 35.2 Tenderers may propose subcontracting up to the percentage of total value of contracts or the volume of works as specified in the TDS. Subcontractors proposed by the Tenderer shall be fully qualified for their parts of the Works.
- 35.1 The subcontractor's qualifications shall not be used by the Tenderer to qualify for the Works unless their specialized parts of the Works were previously designated so by the Procuring Entity in the TDS as can be met by subcontractors referred to here after as 'Specialized Subcontractors', in which case, the qualifications of the Specialized Subcontractors proposed by the Tenderer may be added to the qualifications of the Tenderer.

36 Margin of Preference and Reservations

- 36.1 A margin of preference on local contractors may be allowed only when the contract is open to international competitive tendering where foreign contractors are expected to participate in the tendering process and where the contract exceeds the value/threshold specified in the Regulations.
- 36.2 A margin of preference shall not be allowed unless it is specified so in the TDS.
- 36.3 Contracts procured on basis of international competitive tendering shall not be subject to reservations exclusive to specific groups as provided in ITT 36.5.
- 36.4 An individual firm is considered a Kenyan tenderer for purposes of the margin of preference if it is registered in Kenya, has more than 51 percent ownership by nationals of Kenya, and if it does not subcontract more than 10 percent of the contract price, excluding provisional sums, to foreign contractors. JVs are considered as Kenyan Tenderer and eligible for domestic preference only if the individual member firms are registered in Kenya or have more than 51 percent ownership by nationals of Kenya, and the JV shall be registered in Kenya. The JV shall not subcontract more than 10 percent of the contract price, excluding provisional sums, to foreign firms.
- 36.5 Where it is intended to reserve a contract to a specific group of businesses (these groups are Small and Medium Enterprises, Women Enterprises, Youth Enterprises and Enterprises of persons living with disability, as the case may be), and who are appropriately registered as such by a competent authority, a procuring entity shall ensure that the invitation to tender specifically indicates that only businesses or firms belonging to the specified group are eligible to tender. No tender shall be reserved to more than one group. If not so stated in the Invitation to Tender and in the Tender documents, the invitation to tender will be open to all interested tenderers.

37 Evaluation of Tenders

- 37.1 The Procuring Entity shall use the criteria and methodologies listed in this ITT and Section III, Evaluation and Qualification Criteria. No other evaluation criteria or methodologies shall be permitted. By applying the criteria and methodologies the Procuring Entity shall determine the Best Evaluated Tender in accordance with ITT 39.
- 37.2 To evaluate a Tender, the Procuring Entity shall consider the following:
- a Price adjustment due to discounts offered in accordance with ITT 16.4;
 - b Price adjustment due to quantifiable non-material non-conformities in accordance with ITT 32.3;
 - c converting the amount resulting from applying (a) and (b) above, if relevant, to a single currency in accordance with ITT 34; and
 - d any additional evaluation factors specified in the TDS and Section III, Evaluation and Qualification Criteria.
- 37.3 The estimated effect of the price adjustment provisions of the Conditions of Contract, applied over the period of execution of the Contract, shall not be considered in tender evaluation.

- 37.4 In the case of multiple contracts or lots, Tenderers are allowed to tender for one or more lots and the methodology to determine the lowest evaluated cost of the lot (contract) and for combinations, including any discounts offered in the Form of Tender, is specified in Section III, Evaluation and Qualification Criteria.
- 37.5 The price of the Rehabilitation and Improvement Works included in each Tender shall not be higher than the threshold indicated in the TDS. If the Tenderer estimates that its costs for the Rehabilitation and Improvement Works are higher than the threshold indicated in the TDS, it shall include the portion above the threshold in its price for the Maintenance Services. If the Tender price in the Best Evaluated Tender is above the threshold indicated in the TDS for the Rehabilitation and Improvement Works, the Procuring Entity may reject the Tender.

38 Comparison of Tenders

- 38.1 The Procuring Entity shall compare the evaluated costs of all substantially responsive Tenders in accordance with ITT 34.2 to determine the Tender that has the lowest evaluated cost.
- 38.2 After application of the criteria established in ITT 37.1 to ITT 37.5, the Evaluated Tender Price for comparison of Tenders will be:
- a The lump-sum price offered by the Tenderer for the Maintenance Services; plus
 - b The lump-sum price offered by the Tenderer for the Rehabilitation Works, if the tendering document requires prices for this type of works; plus
 - c the total price of the priced Bill of Quantities for the Improvement Works, if the tendering document requires prices for this type of works; plus
 - d the total price of the priced Bill of Quantities for the Emergency Works.

39 Abnormally Low Tenders

- 39.1 An Abnormally Low Tender is one where the Tender price, in combination with other constituent elements of the Tender, appears unreasonably low to the extent that the Tender price raises material concerns as to the capability of the Tenderer to perform the Contract for the offered Tender price.
- 39.2 In the event of identification of a potentially Abnormally Low Tender, the Procuring Entity shall seek written clarifications from the Tenderer, including detailed price analyses of its Tender price in relation to the subject matter of the contract, scope, proposed methodology, schedule, allocation of risks and responsibilities and any other requirements of the tendering document.
- 39.3 After evaluation of the price analyses, in the event that the Procuring Entity determines that the Tenderer has failed to demonstrate its capability to perform the Contract for the offered Tender Price, the Procuring Entity shall reject the Tender.

40 Abnormally High Tenders

- 40.1 An abnormally high price is one where the tender price, in combination with other constituent elements of the Tender, appears unreasonably too high to the extent that the Procuring Entity is concerned that it (the Procuring Entity) may not be getting value for money or it may be paying too high a price for the contract compared with market prices or that genuine competition between Tenderers is compromised.
- 40.2 In case of an abnormally high tender price, the Procuring Entity shall make a survey of the market prices, check if the estimated cost of the contract is correct and review the Tender Documents to check if the specifications, scope of work and conditions of contract are contributory to the abnormally high tenders. The Procuring Entity may also seek written clarification from the tenderer on the reason for the high tender price. The Procuring Entity shall proceed as follows:

- i) If the tender price is abnormally high based on wrong estimated cost of the contract, the Procuring Entity may accept or not accept the tender depending on the Procuring Entity's budget considerations.
- ii) If specifications, scope of work and/or conditions of contract are contributory to the abnormally high tender prices, the Procuring Entity shall reject all tenders and may retender for the contract based on revised estimates, specifications, scope of work and conditions of contract, as the case may be.

40.3 If the Procuring Entity determines that the Tender Price is abnormally too high because genuine competition between tenderers is compromised (often due to collusion, corruption or other manipulations), the Procuring Entity shall reject all Tenders and shall institute or cause competent Government Agencies to institute an investigation on the cause of the compromise, before retendering.

41 Unbalanced Tenders or Front Loaded

41.1 If the Tender that is evaluated as the lowest evaluated cost is, in the Procuring Entity's opinion, seriously unbalanced or front loaded the Procuring Entity may require the Tenderer to provide written clarifications. Clarifications may include detailed price analyses to demonstrate the consistency of the Tender prices with the scope of works, proposed methodology, schedule and any other requirements of the tendering document.

41.2 After the evaluation of the information and detailed price analyses presented by the Tenderer, the Procuring Entity may as appropriate:

- a) Accept the Tender; or
- b) Require that the amount of the Performance Security be increased at the expense of the Tenderer to a level not exceeding 20% of the Contract price; or
- c) Reject the Tender.

42 Qualification of the Tenderer

42.1 The Procuring Entity shall determine to its satisfaction whether the Tenderer that is selected as having submitted the lowest evaluated cost and substantially responsive Tender meets the qualifying criteria specified in Section III, Evaluation and Qualification Criteria or, if prequalification has taken place, continues to be eligible and continues to meet the qualifying criteria.

42.2 The determination shall be based upon an examination of the documentary evidence of the Tenderer's qualifications submitted by the Tenderer, pursuant to ITT 19.2. The determination shall not take into consideration the qualifications of other firms such as the Tenderer's subsidiaries, parent entities, affiliates, subcontractors (other than Specialized Subcontractors, if permitted in TDS when prequalification has not taken place) or any other firm(s) different from the Tenderer.

42.3 An affirmative determination shall be a prerequisite for award of the Contract to the Tenderer. A negative determination shall result in disqualification of the Tender, in which event the Procuring Entity shall proceed to the next lowest evaluated Tender to make a similar determination of that Tenderer's qualifications to perform satisfactorily.

43 Lowest Evaluated Tender

43.1 Having compared the evaluated costs of Tenders, the Procuring Entity shall determine the Best Evaluated Tender. The Best Evaluated Tender is the Tender of the Tenderer that meets the Qualification Criteria and whose Tender has been determined to be:

- a) Most responsive to the tendering document; and
- b) The lowest evaluated cost.

44 Procuring Entity's Right to Accept Any Tender, and to Reject Any or All Tenders

- 44.1 The Procuring Entity reserves the right to accept or reject any Tender, and to annul the Tendering process and reject all Tenders at any time prior to contract award, without thereby incurring any liability to Tenderers. In case of annulment, all Tenderers shall be notified with reasons and all Tenders submitted and specifically, Tender securities, shall be promptly returned to the Tenderers.

45 Notice of Intention to enter in to a Contract

- 45.1 Upon award of the contract and Prior to the expiry of the Tender Validity Period the Procuring Entity shall issue a Notification of Intention to Enter into a Contract/Notification of award to all tenderers which shall contain, at a minimum, the following information:
- a) The name and address of the Tenderer submitting the successful tender;
 - b) The Contract price of the successful tender;
 - c) A statement of the reason(s) the tender of the unsuccessful tenderer to whom the letter is addressed was unsuccessful, unless the price information in © above already reveals the reason;
 - d) The expiry date of the Standstill Period; and
 - e) Instructions on how to request a debriefing and/or submit a complaint during the standstill period;

46 Standstill Period

- 46.1 The Contract shall not be signed earlier than the expiry of a Standstill Period of 14 days to allow any dissatisfied tender to launch a complaint. Where only one Tender is submitted, the Standstill Period shall not apply. Where only one Tender is submitted, the Standstill Period shall not apply.
- 46.2 Where a Standstill Period applies, it shall commence only when the Procuring Entity has transmitted to each Tenderer the Notification of Intention to Enter into a Contract with the successful Tenderer.

47 Debriefing by the Procuring Entity

- 47.1 On receipt of the Procuring Entity's Notification of Intention to Enter into a Contract referred to in ITT 43, an unsuccessful tenderer may make a written request to the Procuring Entity for a debriefing on specific issues or concerns regarding their tender. The Procuring Entity shall provide the debriefing within five days of receipt of the request.
- 47.2 Debriefings of unsuccessful Tenderers may be done in writing or verbally. The Tenderer shall bear its own costs of attending such a debriefing meeting.

F. Contract Negotiations and Award of Contract

48 Negotiations

- 48.1 Before signature of contract, the procuring Entity may conduct negotiations with the best evaluated tenderer. The negotiations will be held at the date and address indicated in the TDS with the Tender's Representatives who must have written power of attorney to negotiate a Contract on behalf of the Tenderer.
- 48.2 The Procuring Entity shall prepare minutes of negotiations that are signed by the Procuring Entity and the Tender's authorized representative.
- 48.3 The negotiations include discussions of the Schedule of Requirements, the proposed

methodology, the Procuring Entity's inputs, the Special Conditions of the Contract, and finalizing the "Works and Services' Requirements" part of the Contract. These discussions shall not substantially alter the original scope of services or the terms of the contract, lest the quality of the final product, its price, or the relevance of the initial evaluation be affected.

48.4 The financial negotiations include the clarification of the tax liability in Kenya and how it should be reflected in the Contract. If the selection method included cost as a factor in the evaluation, the total price stated in the Financial Proposal for a Lump-Sum contract shall not be negotiated. The Procuring Entity may ask for clarifications and, if the costs are very high, ask to change the rates.

48.5 The negotiations are concluded with a review of the finalized draft Contract, which then shall be initialed by the Procuring Entity and the Tender's authorized representative. If the negotiations fail, the Procuring Entity shall inform the Tender in writing of all pending issues and disagreements and provide a final opportunity to the Tenderer to respond. If disagreement persists, the Procuring Entity shall terminate the negotiations informing the Tenderer of the reasons for doing so. The Procuring Entity will invite the next-ranked Tenderer to negotiate a Contract. Once the Procuring Entity commences negotiations with the next-ranked Tenderer, the Procuring Entity shall not reopen the earlier negotiations.

49 Letter of Award

49.1 Prior to the expiry of the Tender Validity Period and upon expiry of the Standstill Period specified in ITT 44.1, upon addressing a complaint that has been filed within the Standstill Period, the Procuring Entity shall transmit the Letter of Award to the successful Tenderer. The letter of award shall request the successful tenderer to furnish the Performance Security within 21 days of the date of the letter.

50 Signing of Contract

50.1 Upon the expiry of the fourteen days of the Notification of Intention to enter into contract and upon the parties meeting their respective statutory requirements, the Procuring Entity shall send the successful Tenderer the Contract Agreement.

50.2 Within fourteen (14) days of receipt of the Contract Agreement, the successful Tenderer shall sign, date, and return it to the Procuring Entity.

50.3 The written contract shall be entered into within the period specified in the notification of award and before expiry of the tender validity period

51 Performance Security

51.1 Within twenty-one (21) days of the receipt of the Letter of Award from the Procuring Entity, the successful Tenderer shall furnish the Performance Security and if required in the TDS, using for that purpose the Performance Security Forms included in Section VIII, Contract Forms, or another form acceptable to the Procuring Entity. If the Performance Security furnished by the successful Tenderer is in the form of a bond, it shall be issued by a bonding or insurance company that has been verified by the successful Tenderer to be acceptable to the Procuring Entity. A foreign institution providing a bond shall have a correspondent financial institution located in Kenya, unless the Procuring Entity has agreed in writing that a correspondent financial institution is not required.

51.2 Failure of the successful Tenderer to submit the above-mentioned Performance Security or sign the Contract shall constitute sufficient grounds for the annulment of the award and forfeiture of the Tender Security. In that event the Procuring Entity may award the Contract to the Tenderer offering the next Best Evaluated Tender.

52 Publication of Procurement Contract

52.1 Within fourteen days after signing the contract, the Procuring Entity shall publish the awarded contract at its notice boards and websites; and on the Website of the Authority. At the minimum, the notice shall contain the following information:

- a) Name and address of the Procuring Entity;
- b) Name and reference number of the contract being awarded, a summary of its scope and the selection method used;
- c) The name of the successful Tenderer, the final total contract price, the contract duration.
- d) dates of signature, commencement and completion of contract; names of all Tenderers that submitted Tenders, and their Tender prices as read out at Tender opening.

53 Procurement Related Complaints

53.1 The procedures for making a Procurement-related Complaint are as specified in the TDS.

SECTION III - TENDER DATA SHEET

SECTION 3 - TENDER DATA SHEET

The following specific data for the Works and Services to be procured shall complement, supplement, or amend the provisions in the Instructions to Tenderers (ITT). Whenever there is a conflict, the provisions herein shall prevail over those in ITT.

A. General	
	<p>The reference number of the Invitation to Tender is KeNHA/R5/168/2021</p> <p>The Procuring Entity is: <u>Kenya National Highways Authority (KeNHA)</u></p> <p>The name of the ITT is: <u>Not Applicable</u></p> <p>The number and identification of lots (contracts) comprising this ITT T is: <u>Not Applicable</u></p> <p>The Roads are: MUTHAIGA - KIAMBU (B32) ROAD</p> <p>Rehabilitation Works are required.</p> <p>The sections of the Road(s) subject to Rehabilitation Works are <i>Shoulder repairs at Km 0+000-Km 4+000(both sides of the road).</i></p> <p>Improvement Works are required.</p>
ITT 4.1	Maximum number of members in the JV shall be: Two (2)
ITT4.10	Citizen contractors are encouraged to source locally manufactured items/materials and locally assembled machines, equipment, vehicles, labour etc.
ITT4.11	<p>The Tenderer will require to register with ___ whose contact addressed are:</p> <p><i>Not Applicable</i></p>
B. Contents of Tender Document	
ITT 8.1	There shall be mandatory pre-tender site visits as specified in the detailed tender notice.
ITT 8.2	<p>The Tenderer will submit any questions in writing, to reach the Procuring Entity _____</p> <p>not later than <i>7 days to the submission date</i></p>
ITT 8.4	The Procuring Entity's website where Minutes of the pre-Tender meeting and the pre-arranged pretender will be published is <u>www.kenha.co.ke</u>
ITT9.1	<p>For Clarification of Tender purposes, for obtaining further information and for purchasing tender documents, the Procuring Entity's address is:</p> <p><i>As indicated in the tender notice</i></p>
C. Preparation of Tenders	

ITP 13.1 (h)	The Tenderer shall submit the following additional documents in its Tender: <i>As indicated in the Qualification Criteria</i>
ITT 15	<i>[The following provision should be included and the required corresponding information inserted <u>only</u> if alternative Tenders will be considered. Otherwise omit.]</i> Alternative Tenders <u>shall not be permitted</u> .
ITT 15.2	Alternative times for reaching the required Service Levels and for the completion of the Rehabilitation and/or Improvement Works <u>will not be permitted</u> .
ITT 15.4	Alternative technical solutions for the Rehabilitation and/or Improvement Works shall be permitted for the following parts of the Works: <u>Not Applicable</u>
ITT 16.5	The prices quoted by the Tenderer shall be: <u>fixed</u> ; consequently, the Tenderer is not required to furnish the indices and weightings for the price adjustment formulae in the Schedule of Adjustment Data.
ITT 17.1	The currency(ies) of the Tender and the payment currency(ies) shall be in Kenya Shillings
ITT 20.1	The Tender validity period shall be <u>140days</u> from the specified date of opening as indicated in the invitation to Tender
ITT 32.3 (a)	The Tender price shall be adjusted by the following factor(s): <u>NOT APPLICABLE</u> — <i>[The local currency portion of the Contract price shall be adjusted by a factor reflecting local inflation during the period of extension, and the foreign currency portion of the Contract price shall be adjusted by a factor reflecting the international inflation (in the country of the foreign currency) during the period of extension.]</i>
ITT 21.1	A Tender Security of the amount specified in the Appendix to form of Bid <u>shall be</u> required.
ITT 21.2 (iv)	Other types of acceptable securities: <u>Not Applicable</u>
ITT 21.7	<i>[The following provision should be included and the required corresponding information inserted <u>only</u> if a Tender Security is not required under provision ITT 21.7 and the Procuring Entity wishes to declare the Tenderer ineligible for a period of time should the Tenderer perform any of the actions mentioned in provision ITT 21. 7 (a) or (b), Otherwise omit.]</i> If the Tenderer performs any of the actions prescribed in ITT 19.9 (a) or (b), the Procuring Entity will declare the Tenderer ineligible to be awarded contracts by the Procuring Entity for a period of <u>two (2)</u> years.

ITT 22.1	In addition to the original of the Tender, the number of copies is: <u><i>NONE</i></u>
ITT 22.3	The written confirmation of authorization to sign on behalf of the Tenderer shall consist of: _ <u><i>Certificate of Independent Tender Determination Part B of Form of Tender</i></u>

D. Submission and Opening of Tenders

ITT 24.1	(A) For <u>Tender submission purposes</u> only, the Procuring Entity's address is: As indicated in the Invitation to Tender Tenders shall not be submitted electronically.
ITT 27.1	The Tender opening shall take place at: <u><i>As indicated in the invitation to Tender</i></u> The electronic Tender opening procedures shall be: <i>Not applicable</i>
ITT 27.6	The Form of Tender and priced Bills of Quantities <u>shall be</u> initialed by representatives of the Procuring Entity attending Tender opening. If initialization is required, it shall be conducted as follows: <ul style="list-style-type: none"> • <i>By all members of the Tender opening committee</i> • <i>Form of Bid and Summary of BOQs</i>

E. Evaluation and Comparison of Tenders

ITT 32.3	The adjustment shall be based on average price of the item or component as quoted in other substantially responsive Tenders. If the price of the item or component cannot be derived from the price of other substantially responsive Tenders, the Procuring Entity shall use its best estimate.
ITT 35.1	The Procuring Entity does not intend to execute any specific elements of the Works by subcontractors selected/nominated by the Procuring Entity.
ITT 35.2	The maximum volume of works that can be subcontracted is 40% of the total contract price.
ITT 35.3	The sub contractor's qualifications shall not be used by the Tenderer to qualify for the Works.
ITT 36.2	A margin of domestic preference shall apply. <i>[If a margin of preference applies, the application methodology shall be defined in the Evaluation and Qualification Criteria]</i>
ITT 37.2 (d)	Additional requirements apply. These are detailed in the evaluation criteria in the Evaluation and Qualification Criteria.
ITT 37.5	The combined price for the Rehabilitation and Improvement Works may not exceed the following threshold: <u>NOT APPLICABLE</u> % of the total contract price excluding

	provisional sums
ITT42.2	Where prequalification has not taken place, the Procuring Entity <i>shall not</i> permit that specific experience for parts of the Works and Service may be met by Specialized Subcontractors.
ITT 48.1	Contract negotiations with the best evaluated tenderer will be held at: (<i>Not Applicable</i>)
ITT 53.1	<p>The procedures for making a Procurement-related Complaint are available from the PPRA website info@ppra.go.ke or complaints @ppra.go.ke. If a Tenderer wishes to make a Procurement-related Complaint, the Tenderer should submit its complaint following these procedures, in writing (by the quickest means available, that is either by hand delivery or email to:</p> <p>For the attention: Director General</p> <p>Procuring Entity: Kenya National Highways Authority (KeNHA)</p> <p>Email address: dg@kenha.co.ke</p> <p>In summary, a Procurement-related Complaint may challenge any of the following:</p> <ul style="list-style-type: none"> (i) the terms of the Tender Documents; and (ii) the Procuring Entity's decision to award the contract.

SECTION IV - EVALUATION AND QUALIFICATION CRITERIA

SECTION IV - EVALUATION AND QUALIFICATION CRITERIA

1. General Provisions

1.1 Wherever a Tenderer is required to state a monetary amount, Tenderers should indicate the Kenya Shilling equivalent using the rate of exchange determined as follows:

- a) For construction turnover or financial data required for each Year-Exchange rate prevailing on the last day of the respective calendar year (in which the amounts for that year is to be converted) was originally established.
- b) Value of single Contract-Exchange rate prevailing on the date of the contract signature.
- c) Exchange rates shall be taken from the publicly available source identified in the ITT. Any error in determining the exchange rates in the Tender may be corrected by the Procuring Entity.

1.2 This section contains the criteria that the Employer shall use to evaluate tender and qualify tenderers. No other factors, methods or criteria shall be used other than specified in this tender document. The Tenderer shall provide all the information requested in the forms included in Section IV, Tendering Forms. The Procuring Entity should use the Standard Tender Evaluation Document for Goods and Works for evaluating Tenders.

Evaluation and contract award Criteria

The Procuring Entity shall use the criteria and methodologies listed in this Section to evaluate tenders and arrive at the Lowest Evaluated Tender. The tender that (i) meets the qualification criteria, (ii) has been determined to be substantially responsive to the Tender Documents, and (iii) is determined to have the Lowest Evaluated Tender price shall be selected for award of contract.

2. Preliminary examination for Determination of Responsiveness

The Procuring Entity will start by examining all tenders to ensure they meet in all respects the eligibility criteria and other requirements in the ITT, and that the tender is complete and meets all the requirements of “Part 2 – Works and Services ‘Requirements’”, including checking for tenders with unacceptable errors, abnormally low tenders, abnormally high tenders and tenders that are front loaded. The Standard Tender Evaluation Report Document for Goods and Works for evaluating Tenders provides very clear guide on how to deal with review of these requirements. Tenders that do not pass the Preliminary Examination will be considered irresponsive and will not be considered further.

[The Procuring Entity will provide the preliminary evaluation criteria. To facilitate, a template may be attached or clearly described all information and list of documentation to be submitted by Tenderers to enable preliminary evaluation of the Tender]

3. Assessment of adequacy of Technical Proposal with Requirements (if Applicable)

The Procuring Entity will evaluate the Technical Proposals of all irresponsive tenders using the following criteria, sub-criteria, and point system for the evaluation of the Technical Proposals:

- i) History of non-performance
- ii) Financial capability
- iii) General and specific experience
- iv) Key personnel
- v) Contractors Plant and Equipment
- vi) Adequacy and quality of the proposed methodology, and work plan in responding to the

schedule of Requirements:

Total points for the five criteria: 100points. The minimum technical score (St) required to pass is: 75points.

Tenderers who score less than the required pass will be automatically disqualified. Tenderers who pass the technical evaluation will be evaluated further.

4. Tender Evaluation (ITT 35)

Price evaluation: in addition to the criteria listed in ITT 35.2 (a) – (d) the following criteria shall apply:

- i) Alternative Completion Times, if permitted under ITT 13.2, will be evaluated as follows:
.....NA.....
- ii) Alternative Technical Solutions for specified parts of the Works, if permitted under ITT 13.4, will be evaluated as follows:
.....NA.....
- iii) Other Criteria; if permitted under ITT 35.2 (e):
NA.....

5. Multiple Contracts

Multiple contracts will be permitted in accordance with ITT 35.4. Tenderers are evaluated on basis of Lots and the lowest evaluated tenderer identified for each Lot. The Procuring Entity will select one Option of the two Options listed below for award of Contracts.

OPTION 1

- i) If a tenderer wins only one Lot, the tenderer will be awarded a contract for that Lot, provided the tenderer meets the Eligibility and Qualification Criteria for that Lot.
- ii) If a tenderer wins more than one Lot, the tender will be awarded contracts for all won Lots, provided the tenderer meets the aggregate Eligibility and Qualification Criteria for all the Lots. The tenderer will be awarded the combination of Lots for which the tenderer qualifies and the others will be considered for award to second lowest the tenderers.

OPTION 2

The Procuring Entity will consider all possible combinations of won Lots [contract(s)] and determine the combinations with the lowest evaluated price. Tenders will then be awarded to the Tenderer or Tenderers in the combinations provided the tenderer meets the aggregate Eligibility and Qualification Criteria for all the won Lots.

6. Alternative Tenders (ITT 13.1)

An alternative if permitted under ITT 13.1, will be evaluated as follows:

The Procuring Entity shall consider Tenders offered for alternatives as specified in Part 2– Works and Services' requirements. Only the technical alternatives, if any, of the Tenderer with the Best Evaluated Tender conforming to the basic technical requirements shall be considered by the Procuring Entity.

7. Margin of Preference

- 7.1 If the TDS so specifies, the Procuring Entity will grant a margin of preference of fifteen percent (15%) to be loaded one valuated price of the foreign tenderers, where the percentage of shareholding of Kenyan citizens is less than fifty-one percent (51%).
- 7.2 Contractors applying for such preference shall be asked to provide, as part of the data for qualification, such information, including details of ownership, as shall be required to determine whether, according to the classification established by the Procuring Entity, a particular contractor or group of contractors qualifies for a margin of preference.
- 7.3 After Tenders have been received and reviewed by the Procuring Entity, responsive Tenders shall be assessed to ascertain their percentage of shareholding of Kenyan citizens. Responsive tenders shall be classified into the following groups:
 - i) *Group A:* tenders offered by Kenyan Contractors and other Tenderers where Kenyan citizens hold shares of over fifty one percent (51%).
 - ii) *Group B:* tenders offered by foreign Contractors and other Tenderers where Kenyan citizens hold shares of less than fifty one percent (51%).
- 7.4 All evaluated tenders in each group shall, as a first evaluation step, be compared to determine the lowest tender, and the lowest evaluated tender in each group shall be further compared with each other. If, as a result of this comparison, a tender from Group A is the lowest, it shall be selected for the award. If a tender from Group B is the lowest, an amount equal to the percentage indicated in Item 3.1 of the respective tender price, including unconditional discounts and excluding provisional sums and the cost of day works, if any, shall be added to the evaluated price offered in each tender from Group B. All tenders shall then be compared using new prices with added prices to Group B and the lowest evaluated tender from Group A. If the tender from Group A is still the lowest tender, it shall be selected for award. If not, the lowest evaluated tender from Group B based on the first evaluation price shall be selected.

8. Post qualification and Contract award (ITT 39), more specifically

- a) In case the tender was subject to post-qualification, the contract shall be awarded to the lowest evaluated tenderer, subject to confirmation of prequalification data, if so required.
- b) In case the tender was not subject to post-qualification, the tender that has been determined to be the lowest evaluated tenderer shall be considered for contract award.

QUALIFICATION CRITERIA

Item No.	Qualification Subject	Qualification Requirement	Document To be Completed/provided by Tenderer	For Procuring Entity's Use (Qualification met or Not Met)
A. PRELIMINARY EVALUATION				
1.	Nationality	Nationality in accordance with ITT 4.10	Forms ELI - 1.1, 1.2 and 1.3, with attachments	
2.	Goods, equipment and services to be supplied under the contract	To have their origin in any country that is not determined ineligible under ITT 5.1	Forms ELI - 1.4	
3.	Conflict of Interest	No conflicts of interest in accordance with ITT 4.3	Form of Tender	
4.	PPRA Eligibility	Not having been declared ineligible by the PPRA as described in ITT 4.6	Form of Tender - Form SD 1	
5.	State-owned Enterprise	Meets conditions of ITT 4.7	Forms ELI - 1.1 and 1.2, with attachments	
6.	Appendix to Form of Bid	Form properly filled & signed	Appendix to Form of Bid in the Prescribed Format	
7.	Suspension Based on Execution of Tender/Proposal Securing Declaration by the Procuring Entity	Not under suspension based on-execution of a Tender/Proposal Securing Declaration pursuant to ITT 4.8.	To be confirmed from Internal records by the procuring entity	
8.	Pending Litigation	Tender's financial position and prospective long-term profitability still sound according to criteria established in 3.1 and assuming that all pending litigation will NOT be resolved against the Tenderer.	Form CON - 1	
9.	Litigation History	No consistent history of court/arbitral award decisions against the Tenderer for the last three (3) years.	Form CON - 1	
10.	Declaration of	Bidders shall declare	Form CON - 2	

Item No.	Qualification Subject	Qualification Requirement	Document To be Completed/provided by Tenderer	For Procuring Entity's Use (Qualification met or Not Met)
	Fair employment laws and practices	they are not guilty of any serious violation of fair employment laws and practices and will be bound to abide by the industry CBA at minimum		
11	Declaration of Knowledge of Site /Pre-Bid Conference	-Attend Pre-Tender Site Visits as per TDS, ITT 8.1 -Bidders to sign attendance register -Certificate must be signed by the Employer's representative -Bidders to send Technical Persons for the site Visit-Min Qualifications-Diploma in Civil Engineering	Form CON - 3	
12	Tender Security	Tender Security document	Form in the Prescribed Format	
13	Priced Bill of Quantities	- Fill all rates, prices and amounts, - NO Alterations of the Quantities accepted, - All bidders own Corrections must be Countersigned NO ERRORS noted in the Bills of Quantities	Bills of Quantity in the Prescribed Format	
14	Annual Practicing License with the National Construction Authority	Proof of registration with the National Construction Authority in Class 1, 2 or 3 as Roads/Bridges Contractor	Copy of Current NCA Practicing License	
15	Tax Obligations for Kenyan Tenderers	Has produced a current tax clearance certificate or tax exemption certificate issued by the Kenya Revenue Authority in accordance with ITT 4.15.	<i>Provide Valid Tax Compliance Certificate</i>	
16	PBC Certificate	Bidders Bidding for PBC Tenders, at least one of the Directors of the bidding company MUST have been	Copy of PBC Certificate	

Item No.	Qualification Subject	Qualification Requirement	Document To be Completed/provided by Tenderer	For Procuring Entity's Use (Qualification met or Not Met)
		trained in Performance Based Road Maintenance as a Contractor (PBC) by Kenya Institute of Highways and Building Technology (KIHBT) or any other Accredited Institution Registered in Kenya		
17	Registration Certificate for Access to Government Procurement Opportunities (AGPO)	Registration Certificate for Access to Government Procurement Opportunities (AGPO) in <i>[Women]</i> category.	Copy of Valid AGPO Certificate in Women Category	
18	Serialization of the Bid	<p>Bidders shall sequentially serialize all pages of each tender submitted.</p> <p>Any written Pages or document attached or inserted Documents MUST be sequentially serialized.</p>	The Serialization MUST be numerically sequential starting from Numeric 1.	
19	Completeness of tender document	<p>The person or persons signing the bid shall initial all pages of the bid where entries have been made.</p> <p>Bidders shall own all alterations made to the tender document.</p> <p>Bidders shall duly fill all relevant forms/schedules provided for in the document that requires entries</p>	<p>All pages with entries (Typed or hand written) must be initialed.</p> <p>Any alterations made in the tender document must be countersigned.</p> <p>All relevant Forms/ Schedules shall be duly filled including it being signed, dated, and stamped</p>	
B. TECHNICAL EVALUATION				
1.	History of Non-Performing Contracts	Non-performance of a contract did not occur as a result of contractor default for the last	<p>Form CON-1</p> <p><i>If a bidder fails to disclose, shall be</i></p>	10 Marks

Item No.	Qualification Subject	Qualification Requirement	Document To be Completed/provided by Tenderer	For Procuring Entity's Use (Qualification met or Not Met)
		<p>three (3) years.</p> <p>Non-performance shall be deemed to have occurred by evidence of:</p> <ul style="list-style-type: none"> • <i>Termination Letter</i> • <i>Liquidated Damages</i> 	<p><i>disqualified</i></p> <p><i>Reference to be made to procuring Authority's records</i></p> <p><i>A bidder (Company and/or Director(s)) with any history of non-performance losses 10 marks</i></p>	
2.	Financial Capabilities	<p>(i) Bidders shall provide audited balance sheets or, if not required by the laws of the Tenderer's country, other financial statements acceptable to the Procuring Entity, for the last 3 years shall be submitted and must demonstrate the current soundness of the Tenderer's financial position and indicate its prospective long-term profitability (as demonstrated by Financial Evaluation ratios).</p>	<p>Form FIN - 3.1, with attachments</p> <p>Attachments include:</p> <p><i>i. Audited accounts</i></p> <p><i>All pages must be initialed and stamped by both a practicing Auditor registered with ICPAK and one of the Directors. Auditor's practicing membership number from ICPAK must be indicated and a valid practicing license shall be provided.</i></p> <p><i>The Financial ratio Form to be signed by the Auditor registered with ICPAK and one of the Directors</i></p> <ul style="list-style-type: none"> • Financial Ratios <p>Computation shall be made for the following Ratios and marks awarded to each of the ratios:</p> <ul style="list-style-type: none"> - Working Capital - Debt to Equity Ratio - Current ratio - Operating Cash Flow 	<p>10 Marks</p> <p>1 Mark</p> <p>4 Marks</p>

Item No.	Qualification Subject	Qualification Requirement	Document To be Completed/provided by Tenderer	For Procuring Entity's Use (Qualification met or Not Met)
		<p>(ii) The Tenderer shall demonstrate that it has access to, or has available, liquid assets, unencumbered real assets, lines of credit, and other financial means (independent of any contractual advance payment) sufficient to meet the construction cash flow requirements estimated at a minimum of 10% of Engineer's Estimate for the subject contract(s) net of the Tenderer's other commitments.</p> <p>The Tenderers shall also demonstrate, to the satisfaction of the Procuring Entity, that it has adequate sources of finance to meet the cash flow requirements on works currently in progress and for future contract commitments.</p>	<p>ratio</p> <ul style="list-style-type: none"> • Line of Credit • Bank statements Etc. 	4 Marks
3.	Average Annual Construction Turnover	Minimum average annual construction turnover of Kenya Shillings [Ksh. Three Hundred and Fifty Million], equivalent calculated as total certified payments received for contracts in progress and/or completed within the last 3-year years, divided by 3 years	Form FIN - 3.2 Attachments include Financial Statements	1 Marks
4.	Ongoing	Value of outstanding works	Form FIN - 3.4	2marks

Item No.	Qualification Subject	Qualification Requirement	Document To be Completed/provided by Tenderer	For Procuring Entity's Use (Qualification met or Not Met)
	Works	shall not be more than the Engineer`s Estimate	If the outstanding Works is more than the Engineer`s Estimate of this bid, the bidder loses	
5.	General Construction Experience	Experience under construction contracts in the role of prime contractor, JV member, sub-contractor, or management contractor, substantially completed in the last [5 years] prior to the applications submission deadline.	Form EXP -4.1 Attach Letters of Award and Completion Certificates	3 Marks (1 Mark for each General Construction project)
6.	Specific Construction & Contract Management Experience	Participation in contract (s) of a similar nature with minimum cumulative value of KSh. Seven Hundred Million as filled in Form EXP 4.2(a) that have been satisfactorily and substantially completed by the bidder, as a prime contractor, joint venture member, management contractor or sub-contractor in the last [5 years] prior to the applications submission deadline. The similarity shall be based on the physical size, complexity, methods/technology or other characteristics	Form EXP 4.2(a)&(b) Provide Letters of Award and Completion Certificates For subcontracted works, the bidder should provide the following; <ul style="list-style-type: none"> • Award letter of the main contractor • Award letter of the subcontract. • Completion letter of the subcontract. • Subcontract approval from the Engineer/supervision Authority 	10 Marks
7.	Contractor's Representative and Key Personnel	Curriculum Vitae (CVs) of the Proposed Key Staff must be presented in the provided format and duly signed by the proposed individual. Copies of certificates and Annual Practicing Licenses (for Engineers) and Academic Certificates for all staff is mandatory;	Schedule F (Form PER. 1 and PER. 2)	10 Marks

Item No.	Qualification Subject	Qualification Requirement		Document To be Completed/provided by Tenderer	For Procuring Entity's Use (Qualification met or Not Met)	
		Site Agent / Road Manager	Certification	PBC Certificate from KIHBIT or other recognised institution	2	
				Current EBK Licence	2	
			Qualifications	1. Degree 2. Current / Valid Registration by EBK	1	
				Experience	Above 5 years	1
			0-5 years		0	
			Engineer	Qualifications	1. Degree 2. Current / Valid Registration by EBK	1
		Experience			Above 5 years	1
				0-5 years	0	
		Foreman		Qualifications	Degree	1
			1. HND 2. Registration with KETRB		1	
			1. Diploma 2. Registration with KETRB		1	
			Experience	Above 5 years	1	
				0-5 years	0	
			8.	Contractors key equipment	<ul style="list-style-type: none">Bidders shall declare they have possession/Ownership of various equipment as proposed to be used in	Schedule D of Technical Proposal

Item No.	Qualification Subject	Qualification Requirement	Document To be Completed/provided by Tenderer	For Procuring Entity's Use (Qualification met or Not Met)																																		
		the Project by providing Logbooks that demonstrate proof of ownership • For Bidders planning to hire, they shall provide an Active Lease Agreement in Place that can be used during the Project Life. The copy of logbooks of the lessor(s) shall also be provided.																																				
9.		<table><tr><th rowspan="2">Main Scope of Works of this Tender</th><th rowspan="2">Main Equipment</th><th rowspan="2">Quantity (No) (Minimum)</th><th colspan="2">Marks (Score)</th></tr><tr><th>Owned</th><th>Hired/ leased</th></tr><tr><td colspan="3">Total</td><td>35</td><td>17.5</td></tr><tr><td rowspan="4">PBC (paved)</td><td>Bitumen Distributor</td><td>1</td><td>15</td><td>7.5</td></tr><tr><td>Pneumatic roller</td><td>1</td><td>6</td><td>3</td></tr><tr><td>Drum roller (Minimum 10 Tons)</td><td>1</td><td>6</td><td>3</td></tr><tr><td>Tippers (Cumulative Capacity 14 Tons)</td><td>2</td><td>8</td><td>4</td></tr><tr><td colspan="3">Total</td><td>35</td><td>17.5</td></tr></table>			Main Scope of Works of this Tender	Main Equipment	Quantity (No) (Minimum)	Marks (Score)		Owned	Hired/ leased	Total			35	17.5	PBC (paved)	Bitumen Distributor	1	15	7.5	Pneumatic roller	1	6	3	Drum roller (Minimum 10 Tons)	1	6	3	Tippers (Cumulative Capacity 14 Tons)	2	8	4	Total			35	17.5
Main Scope of Works of this Tender		Main Equipment	Quantity (No) (Minimum)	Marks (Score)																																		
	Owned			Hired/ leased																																		
Total			35	17.5																																		
PBC (paved)	Bitumen Distributor	1	15	7.5																																		
	Pneumatic roller	1	6	3																																		
	Drum roller (Minimum 10 Tons)	1	6	3																																		
	Tippers (Cumulative Capacity 14 Tons)	2	8	4																																		
Total			35	17.5																																		
10.	Proposed methodology	Adequacy of the proposed methodology	a) Technical approach and methodology • Provide a detailed Work Methodology a) Procedure on execution of activities as outlined in the BoQs	3 Marks																																		

Item No.	Qualification Subject	Qualification Requirement	Document To be Completed/provided by Tenderer	For Procuring Entity's Use (Qualification met or Not Met)
			<ul style="list-style-type: none"> b) Allocation of machinery/labour in execution the activities c) Procedures in quality control of the activities described in BoQs • Provide a Methodology on safety during the construction period <ul style="list-style-type: none"> a) Personal protective equipment b) Signages c) Delineation of construction and passage of traffic d) Passage of traffic at night • Provide a specific Quality management plan <ul style="list-style-type: none"> a) Contractor to establish objectives b) Contractor to provide processes/procedures to execute the contract c) Bidders to describe resources allocation in the execution of the contract d) Bidders to demonstrate control of non-conformities e) Bidders to 	<p>2 Marks</p> <p>2 Marks</p>

Item No.	Qualification Subject	Qualification Requirement	Document To be Completed/provided by Tenderer	For Procuring Entity's Use (Qualification met or Not Met)
			<p>identify the potential risks and their mitigation strategies in the execution of the contract.</p> <p>b) Work plan/ Program of Works (PoW)</p> <ul style="list-style-type: none"> PoW Resourced with Equipment-Min. allocation pursuant to the Schedule E of Technical Proposal - – To be submitted in A3 Size Paper well legible Fonts PoW captures Monthly outputs for each activity PoW details BoQ Quantities, Units and Rates PoW is superimposed with Cashflow Projections as detailed in Schedule A of the technical proposal <p>c) Site Organization and staffing (Schedule B of Technical proposal)</p>	<p>4 Marks</p> <p>2 Marks</p> <p>2 Marks</p> <p>2 Marks</p> <p>3 Marks</p>
11.	Knowledge Transfer [When transfer of knowledge is a particularly important component of the assignment, the following sub-criteria may be	Transfer of knowledge (training) program (relevance of approach and methodology	<p>a) Relevance of training program [Not Applicable]</p> <p>b) Training approach and methodology [Not Applicable]</p> <p>c) Qualifications of experts and trainers [Not Applicable]</p>	

Item No.	Qualification Subject	Qualification Requirement	Document To be Completed/provided by Tenderer	For Procuring Entity's Use (Qualification met or Not Met)
	<i>provided]</i>			
<p><i>Tenderers who score less than the required pass (75%) will be automatically disqualified. Tenderers who pass the technical evaluation will be evaluated further.</i></p>				
<p>C. FINANCIAL EVALUATION: The lowest evaluated bidder may be subjected to Financial Evaluation which include but not limited to sensitivity analysis of the rates and meeting requirements of TDS –ITT 37.5</p>				
<p>D. POST QUALIFICATION: The procuring entity may verify the documents provided by the bidder with the issuing authority.</p>				

Appendix to Qualification Criteria

ITEM	DESCRIPTION			POINT SCALE	SCORE
1	HISTORY OF NON-PERFORMANCE			Max 10	
	History of Non-Performance			0 or 10	
2	FINANCIAL CAPACITY			Max 10	
	Audited Statements			0-1	
	Computation of Financial Ratios			0-4	
	Working capital to be at least 10% of the EE			0-4	
	Turnover			0-1	
3	EXPERIENCE			Max 15	
	General Experience			0-3	
	Specific experience in related works			0-10	
	Workload Analysis			0-2	
4	KEY PERSONNEL			Max 10	
	Site Agent / Road Manager	Certification	PBC Certificate from KIHBIT or other recognized institution	2	
		Qualification	Degree	2	
		Relevant experience	Above 5 years	2	
			0-5 years	0	
	Engineer	Qualifications	Degree 2. Current / Valid Registration by EBK	1	
		Experience	Above 5 years	1	
			0-5 years	0	
		Foreman	1. Degree Current / Valid Registration by EBK	1	
			1. HND 2. Registration with KETRB	1	
			3. Diploma	1	
		Relevant experience	Above 5 years	1	

ITEM	DESCRIPTION			POINT SCALE	SCORE
			0-5 years	0	
5	PLANT AND EQUIPMENT			Max 35	
	Relevant Equipment (As Detailed in Schedule D)	Owned (Max 35marks)		0-35	
		100% Leased (Max 17.5 marks)		0-17.5	
6	PROGRAM OF WORKS AND WORK METHODOLOGY			Max 20	
6a	Work Methodology	Provided a detailed Work Methodology		0-3	
		Provided a Methodology on safety during the construction period		0-2	
		Provided a specific Quality management plan		0-2	
6b	Program of Works	PoW Resourced with Equipment-Min. allocation pursuant to the Schedule E of Technical Proposal - – To be submitted in A3 Size Paper well legible Fonts		0-4	
		PoW captures Monthly outputs for each activity		0-2	
		PoW details BoQ Quantities, Units and Rates		0-2	
		PoW is superimposed with Cashflow Projections as detailed in Schedule A of the technical proposal		0-2	
7	Organization and staffing (Schedule B of Technical proposal) Equivalent of Site Base facilities			0-3	
	TOTAL			MAX 100	

SECTION V - TENDERING FORMS

SECTION V - TENDERING FORMS

1. TENDERER'S QUALIFICATION FORMS

Form ELI-1.1- Tenderer Information Form

Form ELI- 1.2- Tenderer JV information

Form ELI - 1.3- Qualification of Foreign Contractors

Form ELI - 1.4- Declarations of materials, equipment and labor sources

2. FORM OF TENDER

A. TENDERER'S ELIGIBILITY - CONFIDENTIAL BUSINESS QUESTIONNAIRE

B. CERTIFICATE OF INDEPENDENT TENDER DETERMINATION

C. SELF-DECLARATION FORMS

FORM SD1

FORM SD2

FORM SD3

APPENDIX TO FORM OF TENDER

3. CONTRACTUAL FORMS

FORM CON – 1

FORM CON – 2

FORM CON – 3

4. FINANCIAL FORMS

FORM FIN- 3 .1

FORM FIN- 3.2

FORM FIN- 3.3

5. TECHNICAL EXPERIENCE

FORM EXP - 4.1

FORM EXP - 4.2 (A)

FORM EXP - 4.2 (B)

6. TECHNICAL PROPOSAL

SCHEDULE A. Projected Cash Flow

SCHEDULE B. Site Organizations

SCHEDULE C. Subcontractors

SCHEDULE D. Contractor's Equipment

SCHEDULE E. Initial Tentative Program of Performance

SCHEDULE F. Key Personnel Proposed

FORM PER -1

FORM PER -2

SCHEDULE G. Schedule of Materials; -Basic Prices

7. FORM OF TENDER SECURITY - DEMAND GUARANTEE

8. FORM OF TENDER SECURITY (TENDER BOND)

9. FORM OF TENDER-SECURING DECLARATION

TENDERER'S QUALIFICATION FORMS

FORM ELI-1.1- TENDERER INFORMATION FORM

Form ELI-1.1

Tenderer Information Form

Date: _____

Tender No. _____

Tender title: _____

Tenderer's name:

In case of Joint Venture (JV), name of each member:.....

Tenderer's actual or intended country of registration:

[indicate country of Constitution]

Tenderer's actual or intended year of incorporation:

Tenderer's legal address [in country of registration]:

Tenderer's authorized representative information

Name:

Address:

Telephone/Fax numbers:

E-mail address:

1. Attached are copies of original documents of:

I. *Certificate of Incorporation and CR12* of the legal entity named above, in accordance with ITT 4.1.

II. *Copies of National Identification documents for Directors*

☐ In case of a JV, Form of intent to form JV or JV agreement, in accordance with ITT 4.1.

☐ In case of a state-owned enterprise or institution, in accordance with ITT 4.7. documents establishing:

- Legal and financial autonomy
- Operation under commercial law
- Establishing that tenderer is not under the supervision of the Procuring Entity,

2. Included are the organizational chart, a list of Board of Directors, and the beneficial ownership (*Not Applicable*).

FORM ELI- 1.2- TENDERER JV INFORMATION

Tenderer's JV Information Form

(to be completed for each member of Tenderer's JV)

Date: _____

Tender No. _____

Tender title: _____

Tenderer's JV name:
JV member's name:
JV member's country of registration:
JV member's year of constitution:
JV member's legal address in country of constitution:
JV member's authorized representative information Name: _____ Address: _____ Telephone/Fax numbers: _____ E-mail address: _____
1. Attached are copies of original documents of: i. Certificate of Incorporation and CR 12 of the legal entity named above, including Registered JV agreement (Registration of Documents Act), in accordance with ITT 4.1. ii. Copies of National Identification documents for all Directors <input type="checkbox"/> In case of a state-owned enterprise or institution, documents establishing legal and financial autonomy, operation in accordance with commercial law, and that they are not under the supervision of the Procuring Entity, in accordance with ITT 4.7. 2. Included are the organizational chart, a list of Board of Directors, and the beneficial ownership (<i>Not Applicable</i>).

FORM ELI - 1.3- QUALIFICATION OF FOREIGN CONTRACTORS

Qualification of Foreign Tenderers

Pursuant to ITT 4.10, a foreign tenderer must complete this form to demonstrate that the tender fulfils this condition (the 40% Rule).

ITEM	Description of Work Item	Describe location of source	COST in K. shillings	Comments, if any
A	Local Labour			
1				
2				
3				
4				
5				
B	Sub contracts from Local sources			
1				
2				
3				
4				
5				
C	Local materials			
1				
2				
3				
4				
5				
D	Use of Local Plant and Equipment			
1				
2				
3				
4				
5				

E	Add any other items			
1				
2				
3				
4				
5				
6				
7				
	TOTAL COST LOCAL CONTENT			
	PERCENTAGE OF CONTRACT PRICE			

FORM ELI - 1.4- DECLARATIONS OF MATERIALS, EQUIPMENT AND LABOUR SOURCES

Pursuant to ITT 5.1, tenderers must complete this form to demonstrate that the tender fulfils this condition

ITEM	Description of Work Item	Describe location of source	Comments, if any
A	Materials		
1			
2			
3			
4			
5			
6			
B	Equipment		
1			
2			
3			
4			
5			
C	Labour		
1			
2			
3			
4			
5			
6			
	TOTAL COST LOCAL CONTENT		
	PERCENTAGE OF CONTRACT PRICE		

FORM OF TENDER

INSTRUCTIONS TO TENDERERS

- (i) The Tenderer must prepare this Form of Tender on stationery with its letterhead clearly showing the Tenderer's complete name and business address.
- (ii) All italicized text is to help Tenderer in preparing this form.
- (iii) Tenderer must complete and sign and TENDERER'S ELIGIBILITY- CONFIDENTIAL BUSINESS QUESTIONNAIRE, CERTIFICATE OF INDEPENDENT TENDER DETERMINATION and the SELF DECLARATION OF THE TENDERER, all attached to this Form of Tender.
- iv) The Form of Tender shall include the following Forms duly completed and signed by the Tenderer.
 - A) Tenderer's Eligibility- Confidential Business Questionnaire
 - B) Certificate of Independent Tender Determination
 - C) Self-Declaration of the Tenderer

FORM OF TENDER

Date of this Tender submission: *[insert date (as day, month and year) of Tender submission]*

Invitation to Tender No.: *[insert identification]* Alternative No.: *[Not Applicable]*

To:

We, the undersigned, declare that:

- a) *No reservations:* We have examined and have no reservations to the tendering document, including Addenda issued in accordance with Instructions to Tenderers (ITT) ;
- b) *Eligibility:* We meet the eligibility requirements and have no conflict of interest in accordance with ITT4;
- c) *Tender-Securing Declaration:* We have not been suspended nor declared ineligible by the Procuring Entity based on execution of a Tender-Securing Declaration or Proposal-Securing Declaration in Kenya in accordance with ITT 4.8.
- d) *Conformity:* We offer to execute in conformity with the tendering document and in accordance with the construction or service schedule the following Works:
[Tender Number and Name]
- e) *Tender Price:* The total price of our Tender is [name of currency] (*amount in figures and words*).

- f) *Combined Price:* We hereby confirm that our combined price for Rehabilitation Works and Improvement Works does not exceed the threshold given in the TDS ITT 37.5, which is [insert percentage of the total contract price].
- g) *Tender Validity Period:* Our Tender shall be valid for a period specified in TDS 18.1 (or as amended if applicable) from the date fixed for the Tender submission deadline specified in TDS 22.1 (or as amended if applicable), and it shall remain binding upon us and may be accepted at any time before the expiration of that period;
- h) *Performance Security:* If our Tender is accepted, we commit to obtain a Performance Security in accordance with the tendering document;
- i) *One Tender per Tenderer:* We are not submitting any other Tender (s) as an individual Tenderer, and we are not participating in any other Tender(s) as a Joint Venture member or as a subcontractor, and meet the requirements of ITT 4.4, other than alternative Tenders submitted in accordance with ITT 13;
- a) *Suspension and Debarment:* We, along with any of our subcontractors, suppliers, consultants, manufacturers, or service providers for any part of the contract, are not subject to, and not controlled by any entity or individual that is subject to, a temporary suspension or a debarment imposed by the Procuring Entity. Further, we are not ineligible under Kenya laws or official regulations or pursuant to a decision of the United Nations Security Council;
- b) *State-owned enterprise or institution:* [select the appropriate option and delete the other] [We are not a state-owned enterprise or institution] / [We are a state-owned enterprise or institution but meet the requirements of ITT 4.7];
- c) *Commissions, gratuities and fees:* We have paid, or will pay the following commissions, gratuities, or fees with respect to the Tendering process or execution of the Contract: [insert complete name of each Recipient, its full address, the reason for which each commission or gratuity was paid and the amount and currency of each such commission or gratuity].

Name of Recipient	Address	Reason	Amount

(If none has been paid or is to be paid, indicate “none.”).

- d) *Binding Contract:* We understand that this Tender, together with your written acceptance thereof included in your Form of Acceptance, shall constitute a binding contract between us, until a formal contract is prepared and executed;
- e) *Not Bound to Accept:* We understand that you are not bound to accept the lowest evaluated cost Tender, the Best Evaluated Tender or any other Tender that you may receive;
- f) *Fraud and Corruption:* We hereby certify that we have taken steps to ensure that no person acting for us or on our behalf engages in any type of Fraud and Corruption;
- g) *Collusive practices:* We hereby certify and confirm that the tender is genuine, non-collusive and made with the intention of accepting the contract if awarded. To this effect we have signed the “Certificate of Independent Tender Determination” attached below.
- r) We undertake to adhere by the Code of Ethics for Persons Participating in Public Procurement and Asset Disposal, copy available from www.ppra.go.ke during the procurement process and the

execution of any resulting contract.

- s) We, the Tenderer, have completed fully and signed the following Forms as part of our Tender:
- a) Tenderer's Eligibility; Confidential Business Questionnaire – to establish we are not in any conflict to interest.
 - b) Certificate of Independent Tender Determination – to declare that we completed the tender without colluding with other tenderers.
 - a) Self-Declaration of the Tenderer – to declare that we will, if awarded a contract, not engage in any form of fraud and corruption.
 - b) Declaration and commitment to the Code of Ethics for Persons Participating in Public Procurement and Asset Disposal.
- t) Further, we confirm that we have read and understood the full content and scope of fraud and corruption as informed in “Appendix 1- Fraud and Corruption” attached to the Form of Tender.

Name of the Tenderer: *[insert complete name of person signing the Tender]

Name of the person duly authorized to sign the Tender on behalf of the Tenderer: **[insert complete name of person duly authorized to sign the Tender]

Title of the person signing the Tender: [insert complete title of the person signing the Tender]

Signature of the person named above: [insert signature of person whose name and capacity are shown above] Date signed [insert date of signing] day of [insert month], [insert year]

Name in the capacity of _____

Signed _____

Duly authorized to sign the Tender for and on behalf of _____

Dated on _____ day of _____, _____

A. TENDERER'S ELIGIBILITY - CONFIDENTIAL BUSINESS QUESTIONNAIRE

Instruction to Tenderer

Tender is instructed to complete the particulars required in this Form, one form for each entity if Tender is a JV. Tenderer is further reminded that it is an offence to give false information on this Form.

a) Tenderer's details

	ITEM	
1	Name of Procuring Entity	Kenya National Highways Authority
2	Reference Number of the Tender	KeNHA/R5/168/2021
3	Date and Time of Tender Opening	As indicated in the Tender Notice
4	Name of Tenderer	
5	Full Address and Contact Details of the Tenderer	<div>1. Country</div> <div>2. City</div> <div>3. Location</div> <div>4. Building</div> <div>5. Floor</div> <div>6. Postal Address</div> <div>7. Name and email of contact person</div> <div>8. Telephone Number</div>
6	Current Trade License Registration Number and Expiring date	
	Name, country and full address (postal and physical addresses, email, and telephone number) of Registering Body/Agency	
7	Description of Nature of Business	
8	Maximum value of business which the Tenderer handles	

9	State if Tenders Company is listed in stock exchange, give name and full address (<i>postal and physical addresses, email, and telephone number</i>) of state which stock exchange	
---	--	--

General and Specific Details

b) Sole Proprietor, provide the following details

Name in full _____ Age _____

Nationality _____ Country of Origin _____

Citizenship _____

c) Partnership, provide the following details.

	Name of Partners	Nationality	Citizenship	%Shares Owned
1				
2				
3				

(d) Registered Company, provide the following details.

i) Private or public Company _____

ii) State the nominal and issued capital of the Company-

Nominal _____ Kenya _____ Shillings
(Equivalent).....

Issued _____ Kenya _____ Shillings
(Equivalent).....

iii) Give details of Directors as follows.

	Name of Directors	Nationality	Citizenship	%Shares Owned
1				
2				
3				

e)

LOSURE OF INTEREST - Interest of the Firm in the Procuring Entity.

i) Are there any person/persons in..... (*Name of Procuring Entity*) who has/have an interest or relationship in this firm? Yes/No.....

If yes, provide details as follows.

	Name of Person	Designation in the Procuring Entity	Interest or Relationship with Tenderer
1	o		
2	n fl		
3	i c		

Part of interest disclosure

	Type of Conflict	Disclosure YES or NO	If YES provide details of the relationship with Tenderer
1	Tenderer is directly or indirectly controls, is controlled or is under common control with another tenderer.		
2	Tenderer receives or has received any direct or indirect subsidy from another tenderer.		
3	Tenderer has the same legal representative as another tenderer		
4	Tender has a relationship with another tenderer, directly or through common third parties, that puts it in a position to influence the tender of another tenderer, or influence the decisions of the Procuring Entity regarding this tendering process		
5	Any of the Tenderer's affiliates participated as a consultant in the preparation of the design or technical specifications of the works that are the subject of the tender.		
6	Tenderer would be providing goods, works, non-consulting services or consulting services during implementation of the contract specified in this Tender Document.		
7	Tenderer has a close business or family relationship with a professional staff of the Procuring Entity who are directly or indirectly involved in the preparation of the Tender document or specifications of the Contract, and/or the Tender evaluation process of such contract.		
8	Tenderer has a close business or family relationship with a professional staff of the Procuring Entity who would be involved in the implementation or supervision of the such Contract.		

	Type of Conflict	Disclosure YES or NO	If YES provide details of the relationship with Tenderer
9	Has the conflict stemming from such relationship stated in item 7 and 8 above been resolved in a manner acceptable to the Procuring Entity throughout the tendering process and execution of the Contract.		

f) Certification

On behalf of the Tenderer, I certify that the information given above is complete, current and accurate as at the date of submission.

Full Name_____

Title or Designation_____

(Signature)

(Date)

B. CERTIFICATE OF INDEPENDENT TENDER DETERMINATION

I, the undersigned, in submitting the accompanying Letter of Tender to the **KENYA NATIONAL HIGHWAYS**

AUTHORITY for: _____ [Name of tender]

_____ [Tender number]

in response to the request for tenders made by: _____ [Name of Tenderer]

do hereby make the following statements that I certify to be true and complete in every respect:

I certify, on behalf of _____ [Name of Tenderer] that:

1. I have read and I understand the contents of this Certificate;
2. I understand that the Tender will be disqualified if this Certificate is found not to be true and complete in every respect;
3. I am the authorized representative of the Tenderer with authority to sign this Certificate, and to submit the Tender on behalf of the Tenderer;
4. For the purposes of this Certificate and the Tender, I understand that the word “competitor” shall include any individual or organization, other than the Tenderer, whether or not affiliated with the Tenderer, who:
 - a) Has been requested to submit a Tender in response to this request for tenders;
 - b) could potentially submit a tender in response to this request for tenders, based on their qualifications, abilities or experience;
5. The Tenderer discloses that [check one of the following, as applicable]:
 - a) The Tenderer has arrived at the Tender independently from, and without consultation, communication, agreement or arrangement with, any competitor;
 - b) the Tenderer has entered into consultations, communications, agreements or arrangements with one or more competitors regarding this request for tenders, and the Tenderer discloses, in the attached document(s), complete details thereof, including the names of the competitors and the nature of, and reasons for, such consultations, communications, agreements or arrangements;
6. In particular, without limiting the generality of paragraphs (5) (a) or (5) (b) above, there has been no consultation, communication, agreement or arrangement with any competitor regarding:
 - a) prices;
 - b) methods, factors or formulas used to calculate prices;
 - c) the intention or decision to submit, or not to submit, a tender; or
 - d) the submission of a tender which does not meet the specifications of the request for Tenders; except as specifically disclosed pursuant to paragraph (5) (b) above;
7. In addition, there has been no consultation, communication, agreement or arrangement with any competitor regarding the quality, quantity, specifications or delivery particulars of the works or services to which this request for tenders relates, except as specifically authorized by the procuring authority or as specifically disclosed pursuant to paragraph (5) (b) above;
8. the terms of the Tender have not been, and will not be, knowingly disclosed by the Tenderer, directly or

indirectly, to any competitor, prior to the date and time of the official tender opening, or of the awarding of the Contract, whichever comes first, unless otherwise required by law or as specifically disclosed pursuant to paragraph (5) (b) above.

Name and Title_____

Date _____

[Name, title and signature of authorized agent of Tenderer and Date]

C. SELF-DECLARATION FORMS

FORM SD 1: SELF DECLARATION THAT THE PERSON/TENDERER IS NOT DEBARRED IN THE MATTER OF THE PUBLIC PROCUREMENT AND ASSET DISPOSAL ACT 2015

I,, of Post Office Box.....being a
resident of

.....in the Republic of.....do hereby make a statement as
follows: -

1. THAT I am the Company Secretary/ Chief Executive/Managing Director/Principal Officer/Director of
..... (*insert name of the Company*) who is a Bidder in respect of
Tender
No.....for.....(*insert tender
title/description*) for..... (*insert name of the Procuring entity*) and
duly
authorized and competent to make this statement.
2. THAT the aforesaid Bidder, its Directors and subcontractors have not been debarred from
participating in procurement proceeding under Part IV of the Act.
3. THAT what is deponed to herein above is true to the best of my knowledge, information and belief.

.....
.....
(Title) (Signature) (Date)

Bidder Official Stamp

**FORM SD 2: SELF DECLARATION THAT THE TENDERER WILL NOT ENGAGE IN
ANY CORRUPT OR FRAUDULENT PRACTICE**

I,of P. O. Box.....being a resident of
.....in the Republic of.....do hereby make a statement as
follows: -

1. THAT I am the Chief Executive/Managing Director/Principal Officer/Director
of.....
..... (insert name of the Company) who is a Bidder in respect of Tender No.
..... for (*insert tender title/description*) for (*insert
name of the Procuring entity*) and duly authorized and competent to make this statement.
2. THAT the aforesaid Bidder, its servants and/or agents /subcontractors will not engage in any corrupt
or fraudulent practice and has not been requested to pay any inducement to any member of the
Board, Management, Staff and/or employees and/or agents of (*insert name of the
Procuring entity*) which is the procuring entity.
3. THAT the aforesaid Bidder, its servants and/or agents /subcontractors have not offered any
inducement to any member of the Board, Management, Staff and/or employees and/or agents
of..... (*name of the procuring entity*).
4. THAT the aforesaid Bidder will not engage/has not engaged in any corrosive practice with other
bidders participating in the subject tender
5. THAT what is deponed to herein above is true to the best of my knowledge information and belief.

.....
(Title) (Signature) (Date)

Bidder's Official Stamp

FORM SD 3: DECLARATION AND COMMITMENT TO THE CODE OF ETHICS

I, (person) on behalf of (Name of the Business/Company/Firm) declare that I have read and fully understood the contents of the Public Procurement & Asset Disposal Act, 2015, Regulations and the Code of Ethics for persons participating in Public Procurement and Asset Disposal and my responsibilities under the Code.

I do hereby commit to abide by the provisions of the Code of Ethics for persons participating in Public Procurement and Asset Disposal.

Name of Authorized signatory.....

Sign.....

.

Position.....

Office address.....Telephone.....

E-mail.....

Name of the

Firm/Company.....

Date.....

(Company Seal/ Rubber Stamp where applicable)

Witness

Name.....

Sign.....

...

Date.....

APPENDIX TO FORM OF TENDER

(This appendix forms part of the bid)

CONDITIONS OF CONTRACT	CLAUSE	AMOUNT/DESCRIPTION
Bid Security (Bank Guarantee Only)		Kshs. 300,000
Amount of Performance Security (Unconditional Bank Guarantee)	10.1	5% of Tender Sum in the form of Unconditional Bank Guarantee
Program to be submitted	14.1	Not later than Fourteen (14) days after issuance of Order to Commence in the format Prescribed in the Tender Document
Cash flow estimate to be submitted	14.3	Not later than Fourteen (14) days after issuance of Order to Commence
Minimum amount of Contractor's All risk Insurance	23.2	Contract Price
Period for commencement, from Engineer's order to commence	41.1	14 days
Time for completion of Instructed works	43.1	Eighteen (18) months
Contract Period	43.1	Thirty- six (36) months
Defects Liability period for Works	49.1	18 months
Period of Contract Validity	60	From contract signing up to the date of settlement of the agreed final statement issued pursuant to clause 60.6.
Advance Payment	60.12	The Employer MAY pay up to a maximum of 10% of Contract Sum subject to availability of funds.
Advance Payment Security	60.12	Full amount of the advance in the form of Unconditional Bank Guarantee (Insurance bonds shall not be accepted)
Amount of liquidated damages	47.1	0.1% of Contract Price per day
Limit of liquidated damages	47.1	5% of Contract Price
Damages for not attending to excavated potholes within 48 hours of excavation	47.1(b)	KShs. 50, 000 per month per pothole
Percentage of Retention	60.3	5% of Interim Payment Certificate
Limit of Retention Money	60.3	5% of Contract Price
Minimum amount of interim certificates	60.2	(Monthly PBC Amount)

Time within which payment to be made after Interim Payment Certificate signed by Engineer	60.10	90 days
Time within which payment to be made after Final Payment Certificate signed by Engineer	60.10	90 days
Appointer of Adjudicator	67.3	The Chartered Institute of Arbitrators (Kenya)
Notice to Employer and Engineer	68.2	The Employers address is: The Director General, Kenya National Highways Authority (KeNHA), P.O. Box 49712 - 00100 NAIROBI
	68.4	The Engineer's address is: The Director, Road Asset & Corridor Management Kenya National Highways Authority (KeNHA), P.O. Box 49712 - 00100 NAIROBI The Contractor address is: Name..... P.O Box..... City/Town..... Email..... Telephone.....

Signature of Tenderer..... Date

FORM CON – 1 HISTORICAL CONTRACT NON-PERFORMANCE, PENDING LITIGATION AND LITIGATION HISTORY

Tenderer's Name: _____

Date: _____

JV Member's Name _____

Tender No. _____

Tender title: _____

Non- Performed Contracts in accordance with Section III, Evaluation and Qualification Criteria			
<input type="checkbox"/> Contract non-performance did not occur for the last three (3) years from the day of tender opening. <input type="checkbox"/> Contract(s) not performed for the last three (3) years from the day of tender opening			
Year	Non-performed portion of contract	Contract Identification	Total Contract Amount (Kenya Shilling equivalent)
[insert year]	[insert amount and percentage]	Contract Identification: [indicate complete contract name/number; and any other identification] Name of Procuring Entity: [insert full name] Address of Procuring Entity: [insert street/city/country] Reason(s) for nonperformance: [indicate main reason(s)]	[insert amount]
Pending Litigation, in accordance with Section III, Qualification Criteria and Requirements			
<input type="checkbox"/> No pending litigation in accordance with Section III, Qualification Criteria and Requirements, Sub-Factor 8. <input type="checkbox"/> Pending Litigation in accordance with Section III, Evaluation and Qualification Criteria, Sub-Factor 9 as indicated below			
Year of dispute	Amount in dispute (currency)	Contract Identification	Total Contract Amount (Kenya Shilling equivalent)
		Contract Identification: Name of Procuring Entity: Address of Procuring Entity: Matter in dispute: Party who initiated the dispute: Status of dispute:	
Litigation History in accordance with Section III, Evaluation and Qualification Criteria			
<input type="checkbox"/> No Litigation History in accordance with Section III, Evaluation and Qualification Criteria, Sub-Factor 2.4. <input type="checkbox"/> Litigation History in accordance with Section III, Evaluation and Qualification Criteria, Sub-Factor 2.4 as indicated below			
Year of award	Outcome as percentage of Net Worth	Contract Identification	Total Contract Amount (Kenya Shilling equivalent)

--	--	--	--

FORM CON – 2: DECLARATION FORM – FAIR EMPLOYMENT LAW AND PRACTICES

Date

To

The Director General,

Kenya National Highways Authority (KeNHA),

P.O. Box 49712-00100

NAIROBI

We (name and address) _____

_____ declare the following:

1. Have not been involved in and will not be involved in violation of fair employment laws and practices.
2. THAT what is declared hereinabove is true to the best of my knowledge, information and belief

-----	-----
Name of Bidder's authorized Representative	Signature	Date
(To be signed by authorized representative and officially stamped)		

FORM CON – 3: CERTIFICATE OF BIDDER’S VISIT TO SITE - PBC

This is to certify that

[Name/s].....

.....

Being the authorized representative/Agent of [Name of bidder]

.....

.....

Participated in the organized inspection visit of the site of the works for the

**PERFORMANCE BASED CONTRACT FOR THE MAINTENANCE OF MUTHAIGA
- KIAMBU (B32) ROAD**

Held onday of20.....

Signed

(Employer’s Representative)

.....

.....

(Name of Employer’s Representative)

.....

(Designation)

NOTE: The form is to be completed at the time of the organized site visit.

FORM FIN – 3.1: FINANCIAL SITUATION AND PERFORMANCE

PART 1

Tenderer's Name: _____

Date: _____

JV Member's Name _____

Tender No. _____

Tender title: _____

1. Financial data

Type of Financial information (Kenya Shillings)	Historic information for previous <u>3</u> years, (amount in Millions (KSh.))		
	2018	2019	2020
Statement of Financial Position (Information from Balance Sheet)			
Total Assets (TA)			
Total Liabilities (TL)			
Total Equity/Net Worth (NW)			
Current Assets (CA)			
Current Liabilities (CL)			
Working Capital (WC)			
Information from Income Statement			
Total Revenue (TR)			
Profits Before Taxes (PBT)			
Cash Flow Information			
Cash Flow from Operating Activities			

2. Sources of Finance

Specify sources of finance to meet the cash flow requirements on works currently in progress and for future contract commitments.

No.	Source of finance	Amount (Kenya Shilling equivalent)
1	Letter of line of Credit from a recognized Financial Institution	
2	Bank account balance (<i>demonstrated by bank statements</i>)	

3. Financial documents

The Tenderer and its parties shall provide copies of financial statements for the last **three (3)** years pursuant Section III, Evaluation and Qualifications Criteria, Sub-factor 3.1. The financial statements shall:

- Reflect the financial situation of the Tenderer or in case of JV member, and not an affiliated entity (such as parent company or group member).
- Be independently audited or certified in accordance with local legislation.
- Be complete, including all notes to the financial statements.
- Correspond to accounting periods already completed and audited.

Attached are copies of financial statements for the three (3) years required above; and complying with the requirements

PART 2

Detailed Financial Situation Evaluation

No.	Description	Auditors Assessment 2018	Auditors Assessment 2019	Auditors Assessment 2020	Evaluation Score Award Criteria
1.	Financial Ratios				Max score=4 Marks
a.	Current Ratio= <u>Current Assets</u> Current Liabilities				Current Ratio more than 1 = 1 marks
b.	Debt to Equity Ratio = <u>Total Liabilities</u> Total Equity				Equity Capital Ratio less than 1 = 1 Marks
c.	Working Capital = Current Assets- Current Liabilities				Positive Working Capital = 1 marks
d.	Operating Cash Flow Ratio = Cash Flow from <u>Operations</u> Current Liabilities				Operating Cash- flow more than 1 = 1 marks
2.	Working Capital in Ksh.				Working Capital is equal or more than 10% of Engineers Estimate= 4 Marks

The above Financial Ratios have to be derived from first Principles from the Audit Statements. The Auditor who has undertaken the analysis has to demonstrate the financial ratios and append his signature and stamp to the Document as below:

The Auditor shall be required to provide his/her workings and demonstrate the source of the workings from the various Audited statements by including the Page Numbers and references of the source of the figures used in the computation of the assigned values.

The Auditor undertaking the above Financial Analysis MUST duly fill the Contact Sheet below in all aspects and attach current annual practising license.

Financial ratios Computed by a Certified Public Accountant:

CPA: Name	
ICPAK Number	
Telephone Number	
Email Address	
Postal Address	
Physical Address	
Contact Person	
Mobile Contact of the Contact Person	
Signature	
Date	
Personal/Corporate Stamp	

Ratios attested by the Company Director:

Director's Name	
ID/Passport Number	
Telephone Number	
Email Address	
Postal Address	
Physical Address	
Signature	
Date	
Personal/Corporate Stamp	

FORM FIN – 3.2: AVERAGE ANNUAL CONSTRUCTION TURNOVER

Tenderer's Name: _____

Date: _____

JV Member's Name _____

Tender No. _____

Tender title: _____

		Annual turnover data (construction only)		
Year	Amount Currency <i>[insert amount and indicate currency]</i>	Exchange Rate (where applicable)	Kenya Shilling equivalent	
2018				
2019				
2020				
Average Annual Construction Turnover*				

* See Section III, Evaluation and Qualification Criteria.

If the most recent set of financial statements is for a period earlier than 12 months from the date of Bid, the reason for this should be justified.

FORM FIN - 3.3: CURRENT CONTRACT COMMITMENTS / WORKS IN PROGRESS

Tenderers and each member to a JV should provide information on their current commitments on all contracts that have been awarded, or for which a Form of intent or acceptance has been received, or for contracts approaching completion, but for which an unqualified, full completion certificate has yet to be issued.

Current Contract Commitments					
No.	Name of Contract	Procuring Entity's Contact Address, Tel, Fax	Value of Outstanding Work (Kenya Shilling equivalent)	Estimated Completion Date	Average Monthly Invoicing Over Last Six Months [KSh./month]

FORM EXP - 4.1: GENERAL CONSTRUCTION EXPERIENCE

Tenderer's Name: _____

Date: _____

JV Member's Name _____

Tender No. _____

Tender title: _____

Starting Year	Ending Year	Contract Identification	Role of Tenderer
		Contract name: Brief Description of the Works and Services performed by the Tenderer: Amount of contract: Name of Procuring Entity: Address:	<i>Main Contractor/ Subcontractor/ Management Contractor</i>
		Contract name: Brief Description of the Works and Services performed by the Tenderer: Amount of contract: Name of Procuring Entity: Address:	
		Contract name: Brief Description of the Works and Services performed by the Tenderer: Amount of contract: Name of Procuring Entity: Address:	

FORM EXP - 4.2(A): SPECIFIC CONSTRUCTION AND CONTRACT MANAGEMENT EXPERIENCE

Tenderer's Name: _____

Date: _____

JV Member's Name _____

Tender No. _____

Tender title: _____

Similar Contract No..	Information			
Contract Identification				
Award date				
Completion date				
Role in Contract	Prime Contractor <input type="checkbox"/>	Member in JV <input type="checkbox"/>	Management Contractor <input type="checkbox"/>	Sub-Contractor <input type="checkbox"/>
Total Contract Amount			Kenya Shillings	
If member in a JV or sub-contractor, specify participation in total Contract amount				
Procuring Entity's Name:				
Address: Telephone/fax number E-mail:				
Description of the similarity in accordance with Sub-Factor 4.2(b) of Section III:				
1. Amount				
2. Physical size of required Works and Services items				
3. Complexity				
4. Methods/Technology				
5. Construction rate for key activities				
6. Other Characteristics				

FORM EXP - 4.2(B): CONSTRUCTION EXPERIENCE IN KEY ACTIVITIES

Tenderer's Name: _____

Date: _____

Tenderer's JV Member Name: _____

Sub-contractor's Name (as per ITT 33.2):

Tender No. _____

Tender title: _____

All Sub-contractors for key activities must complete the information in this form as per ITT 33.2 and Section III, Qualification Criteria and Requirements, Sub-Factor 4.2.

1. Key Activity No One: _____

	Information			
Contract Identification				
Award date				
Completion date				
Role in Contact	Prime Contractor <input type="checkbox"/>	Member in JV <input type="checkbox"/>	Management Contractor <input type="checkbox"/>	Sub-Contractor <input type="checkbox"/>
Total Contract Amount			Kenya Shillings	
Quantity (Volume, number or rate of production, as applicable) performed under the contract per year or part of the year	Total quantity in the contract (i)	Percentage participation (ii)	Actual Quantity Performed (i)*(ii)	
Year 1				
Year 2				
Year 3				
Year 4				
Procuring Entity's Name: Address: Telephone/fax number E-mail:				
Information				

Description of key activities in accordance with Sub-Factor 4.2(b) of Section III:	

If applicable

2 Activity No. Two

3.

TECHNICAL PROPOSAL

The Tenderer's Technical Proposal shall include the following elements:

SCHEDULE A. Projected Cash Flow

SCHEDULE B. Site Organizations

SCHEDULE C. Subcontractors

SCHEDULE D. Contractor's Equipment

SCHEDULE E. Initial Tentative Program of Performance

SCHEDULE F. Key Personnel Proposed

Instructions on how to present the various schedules of the Technical Proposal are given on the following pages

SCHEDULE A

Projected Cash Flow

- 1) Tenderers shall tabulate below estimates, based on their preliminary work programme, of:
 - a) On the expenditure side, the value of the work which will be carried out;
 - b) On the revenue side, the net payments to which they will become entitled with due allowance for the advance payment and repayment, materials prepayments, and retention money, but excluding price adjustments for rise and fall and provisional sums for emergency works.
 - c) The projected net cash flow during the contract period.
- 2) The prospective successful Tenderer may be required to submit full details to substantiate his estimates.
- 3)

Period (Months)	Cost of Maintenance Services	Cost of Rehabilitation and Improvement Works	Net Payment to be received	Net Cashflow
1-6				
7-12				
13-18				
19-24				
25-30				
31-36				

SCHEDULE B

Site Organization

Tenderers shall give below full particulars of the organization they propose to establish, direct, and administer the performance of the Contract. In particular, Tenderers shall indicate the location of site camps and the resources they intend to allocate to Self-Control Units for planning and monitoring purposes.

1. SITE ORGANIZATION CHART
 - i. ORANOGRAM
 - ii. SITE ORGANIZATION LAYOUTS
 - iii. SITE LOCATION MAP
2. NARRATIVE DESCRIPTION OF SITE ORGANIZATION CHART

SCHEDULE C

SUB-CONTRACTORS / PARTNERS

Tenderers shall list below those parts of the Works and Services which they propose to subcontract, and state the approximate value of those parts and the names and addresses of the proposed subcontractors, if those are known at Tendering stage. Tenderers shall also list other business partners involved in the execution of the contract and their respective roles and responsibilities.

Part of Works /
Services:

Approximate
value:

Name and address of proposed subcontractor / partner:

Part of Works /
Services:

Approximate
value:

Name and address of proposed subcontractor / partner:

Part of Works /
Services:

Approximate
value:

Name and address of proposed subcontractor / partner:

Part of Works /
Services:

Approximate
value:

Name and address of proposed subcontractor / partner:

SCHEDULE D

Contractor's Equipment Form EQU

The Tenderer shall provide adequate information to demonstrate clearly that it has the capability to meet the requirements for the key equipment listed in Section III, Evaluation and Qualification Criteria. A separate Form shall be prepared for each item of equipment listed in Section B (Technical Evaluation) of Qualification Form/Criteria

The equipment information and current status for equipment leased from government agencies, ie, MTF, may be omitted.

Item of equipment		
Equipment information	Name of manufacturer	Model and power rating
	Capacity	Year of manufacture
Current Status	Current Location	
	Details of current commitments	
Source	Indicate source of equipment <input type="checkbox"/> Owned <input type="checkbox"/> Rented <input type="checkbox"/> Leased <input type="checkbox"/> Specially manufactured	

Omit the following information for equipment owned by the Tenderer.

Owner	Name of owner	
	Address of owner	
	Telephone	Contact name and title
	Fax	
Agreements	Details of rental/ lease/ manufacture agreements specific to the project	

SCHEDULE E

Initial Tentative Program of Performance

To demonstrate a clear understanding of the requirements of the Contract, Tenderers shall provide the following:

- i) A bar chart sub-divided into sections for each road showing the major activities to be carried out for Maintenance Services, Rehabilitation Works and Improvement Works, if any. The activities shall be shown against time, with linkages shown between related/sequential activities as far as possible and appropriate.
- ii) A bar chart or schedule showing the usage of major plant, including those listed in Schedule D (Contractor's Equipment).

SCHEDULE F

Form PER -1 Key Personnel Schedule

Tenderers should provide the names and details of the suitably qualified Key Personnel to perform the Contract. The data on their experience should be supplied using the Form PER-2 below for each candidate.

Key Personnel

1.	Title of position: Site Agent	
	Name of candidate:	
	Duration of appointment:	<i>[insert the whole period (start and end dates) for which this position will be engaged]</i>
	Time commitment for this position:	<i>[insert the number of days/weeks/months that has been scheduled for this position]</i>
	Expected time schedule for this position:	<i>Full time site presence</i>
2.	Title of position: Foreman	
	Name of candidate:	
	Duration of appointment:	<i>[insert the whole period (start and end dates) for which this position will be engaged]</i>
	Time commitment for this position:	<i>[insert the number of days/weeks/months that has been scheduled for this position]</i>
	Expected time schedule for this position:	<i>Full time site presence</i>

Countersignature of authorized representative of the Tenderer:

Signature: _____

Date: (day month year): _____

Form PER -2**Resume and Declaration – Key Personnel** (*Resume to be provided in this format*)

Name of Tenderer

Position [1]: <i>[title of position from Form PER-1]</i>		
Personnel information	Name:	Date of birth:
	Address:	E-mail:
	Professional qualifications:	
	Academic qualifications:	
	Language proficiency: <i>[language and levels of speaking, reading and writing skills]</i>	
Details	Address of Procuring Entity:	
	Telephone:	Contact (manager/personnel officer):
	Fax:	
	Job title:	Years with present Procuring Entity:

Summarize professional experience in reverse chronological order. Indicate particular technical and managerial experience relevant to the project.

Project	Role	Duration of involvement	Relevant experience
<i>[main project details]</i>	<i>[role and responsibilities on the project]</i>	<i>[time in role]</i>	<i>[describe the experience relevant to this position]</i>

Declaration

I, the undersigned Key Personnel, certify that to the best of my knowledge and belief, the information contained in this Form PER -2 correctly describes myself, my qualifications and my experience.

I confirm that I am available as certified in the following table and throughout the expected time schedule for this position as provided in the Tender:

Commitment	Details
Commitment to duration of contract:	<i>[insert period (start and end dates) for which this Key Personnel is available to work on this contract]</i>
Time commitment:	<i>[insert the number of days/weeks/months that this Key Personnel will be engaged]</i>

I understand that any misrepresentation or omission in this Form may:

- be taken into consideration during Tender evaluation;
- my disqualification from participating in the Tender;
- my dismissal from the contract.

Name of Key Personnel: *[insert name]*

Signature: _____

Date: (day month year): _____

Countersignature of authorized representative of the Tenderer:

Signature: _____

Date: (day month year): _____

SCHEDULE G
SCHEDULE OF MATERIALS; -BASIC PRICES

ITEM NO	DESCRIPTION	NAME OF SUPPLIER	COUNTRY OF ORIGIN	UNIT	SOURCE OF INDICES	BASE Price
						KSHS.
1.	Cut-back Bitumen MC 30 in bulk			Litre		
2.	Cut-back Bitumen MC 30 in drums			Litre		
3.	Bitumen 80/100 in bulk			Kg		
4..	Bitumen 80/100 in drums			Kg		
5..	Bitumen Emulsion K1-60 in bulk			Litre		
6.	Bitumen Emulsion K1-60 in drums			Litre		
7.	Petrol, Regular Grade			Litre		
8.	Petrol, Premium/ super Grade			Litre		
9.	Automotive Diesel Fuel			Litre		
10.	Industrial Diesel Oil			Litre		
11.	Industrial Fuel Oil			Litre		
12.	Kerosene Fuel			Litre		
13.	Cement			Tonne		
14.	Flex beam Guardrail			Metre		
15.	Gabion Mesh			m ²		
16.	Reinforcing Steel			Tonne		

I certify that the above information is correct

.....
 (Title)

.....
 (Signature)

.....
 (Date)

- The prices inserted above shall be those prevailing 30 days before the submission of Tenders and shall be quoted in Kenya Shillings using the prevailing exchange rates by Central Bank Kenya.
- Prices of imported materials to be quoted CIF Mombasa or Nairobi as appropriate depending on whether materials are imported by the tenderer directly or through a local agent.
- Only sources of indices that publish data to the public and are freely accessible to the Employer shall be used. Reference prices are not acceptable as sources of indices.
- Sources of indices must be supported by copies of relevant published data
- Base values and dates must be supported by copies of relevant published data

FORM OF TENDER-SECURING DECLARATION

[The Bidder shall complete this Form in accordance with the instructions indicated]

Date:.....*[insert date (as day, month and year) of Tender Submission]*

Tender No.:.....*[insert number of tendering process]*

To:.....*[insert complete name of*

Purchaser] I/We, the undersigned, declare

that:

1. I/We understand that, according to your conditions, bids must be supported by a Tender-Securing Declaration.
2. I/We accept that I/we will automatically be suspended from being eligible for tendering in any contract with the Purchaser for the period of time of **three3) years** starting on**[insert date of tender opening]**, if we are in breach of our obligation(s) under the bid conditions, because we– (a) have withdrawn our tender during the period of tender validity specified by us in the Tendering Data Sheet; or (b) having been notified of the acceptance of our Bid by the Purchaser during the period of bid validity, (i) fail or refuse to execute the Contract, if required, or (ii) fail or refuse to furnish the Performance Security, in accordance with the instructions to tenders.
3. I/We understand that this Tender Securing Declaration shall expire if we are not the successful Tenderer(s), upon the earlier of:
 - a) Our receipt of a copy of your notification of the name of the successful Tenderer; or
 - b) Thirty days after the expiration of our Tender.
4. I/We understand that if I am/we are/in a Joint Venture, the Tender Securing Declaration must be in the name of the Joint Venture that submits the bid, and the Joint Venture has not been legally constituted at the time of bidding, the Tender Securing Declaration shall be in the names of all future partners as named in the letter of intent.

Signed: Capacity / title (director or partner or sole proprietor, etc.).....

Name:

Duly authorized to sign the bid for and on behalf of: *[insert complete name of*

Tenderer] Dated on..... day of..... *[Insert date of signing]*

Seal or stamp

PART 2 – WORKS REQUIREMENTS

SECTION VI - SPECIFICATIONS

SECTION VI-A: PERFORMANCE SPECIFICATIONS

Performance based Routine Maintenance Services

1. Introduction on Service Level Categories

Levels of Category

Based on the study of current service levels applied by the road authorities, four (4) standard service level categories Cover road network in Kenya. The principal factors considered in the selection of service levels are road type and traffic volume. However, specific road characteristics, such as climatic conditions, road function and terrain, may also be considered. Two service levels (High and Standard) are for paved roads and another two service levels (High and Standard) for un-paved roads.

The Service Levels should be selected from Table 1.1 according Annual Average Daily Traffic Volume (AADT).

Table 1.1. Service Level Categories Adopted

Road Type		Paved	
Service Category	Level	High	Standard
Annual Average Daily Traffic volume	Average Traffic	More than 20,000 Vpd	Less than 20,000 Vpd

Note: vpd – vehicles per day

Note that Table 1.1 shows indicative traffic volume of service level category. The Road Authority need to define service level based not only on traffic but also on road class, climate and road complexity.

1.1. Service Criteria

Selection of Standard Service Level Category is made based on the road type (Paved or Unpaved), the traffic volume, as well as road conditions assessment.

The Table 1.2 below shows the list of service criteria under each Service Category and Service Scope.

Table 1.2 List of Service Criteria

Service Category	Service Scope	Elements-Paved Road
Road Usability	Passability	Pavement
Road User Comfort	Smooth and Safe Traffic	Pavement
		Shoulder
		Median
		Footpath/cycle way
		Footbridge
	Visibility	Sight Distance
		Street Lighting
	Traffic information	Signage
		Roadworks Advance
		Road Marking
Road Durability	Drainage	Side Drains.

	Capability	Side Drains ,Mitre Drains, Cut off Drains (unlined)
		Culverts and Drifts
		Scour Checks, Gabions and other erosion Protection Structures
		Manholes and Gulley
	Vegetation Control	Vegetation Free Zone
		Inner Vegetation Zone
		Overhanging branches
	Maintenance of Other Structures	Concrete Structures
		Steel Structures
		Bridge Expansion
		Guard Rail/Pedestrial
		Riverbeds
	Slope Stability	Embarkment Slopes
		Slopes in Cuts

1.2 Description of the Road

The Road is in Nairobi and Kiambu County.

It commences at Muthaiga (A2 Junction) and traverses in a Northerly direction with the following terrain:

Rolling Terrain (Km 0+000-Km 4+000,Km 6+000-Km 7+000,and Km 7+500-Km 11+000) and flat terrain (Km 4+000-Km 6+000 and Km 7+000-Km 7+500),for 11Km (with the section between Km 5+000 to Km 5+500 being a dual carriageway) to end at Kiambu .

The Road has the following major physical features.

- a)Paved main road with distance of 12 km. Average carriageway width of 6m.
- b) .Drainage system including approximate 11,874 m of side drains and 617 m of culverts.

2 Works and Services to be provided

2.1 Works

The Works are what the Contract requires the Contractor to construct, install, and turnover to the Employer, as covered under Rehabilitation Works, Improvement Works and Emergency Works.

2.1.1 Rehabilitation Works (Instructed Works)

Rehabilitation Works are a set of measurable inputs to be executed by the Contractor during the Initial Mobilization Period to allow the Road to achieve the performance standards required under the contract. Rehabilitation Works shall be carried out by the Contractor in accordance with the Bill of Quantities. Rehabilitation Works will be paid for as measured items in accordance with the unit rates in the Bill of Quantities.

The major scope of the instructed works comprises the following but not limited to;

- General: Office Administration and Overheads
- Protection works: Provision of gabion boxes and stone pitching on selected drainage structures of the road as directed by the Engineer
- Drainage works: Provision of access culverts (600mm and 900mm dia), drain and culvert cleaning as instructed by the Engineer.
- Shoulder repairs on selected sections of the road as directed by the Engineer
- Pothole patching, regulation and surfacing using asphalt Type 1 on selected sections
- Reinstatement of road furniture as directed by the Engineer: This will include reinstatement of road marking, road studs and road reserve boundary posts
- Performance based maintenance of the carriageway, road reserve and structures to the required service level
- Any other works as may be instructed by the Engineer

The detailed location of the above activities is shown in the Line Diagram which is appended in Section 8 of this document.

Repairs and maintenance works will be paid for as measured items in accordance with the unit rates in the Bill of Quantities. These works shall be instructed and done concurrently during the Maintenance Period.

2.1.2 Improvement Works

Improvement Works are a set of interventions to be executed by the Contractor to allow the Road to acquire new characteristics under the contract. Improvement Works shall be carried out by the Contractor when specifically instructed by the Engineer as set out in Clause 27 of GCC and in accordance with the Bill of Quantities. Improvement Works will be paid for as measured items in accordance with the unit rates in the Bill of Quantities.

2.1.3 Emergency Works

Emergency Works are a set of necessary inputs to be executed by the Contractor to allow the Road to be reinstated under the contract in case of inflicted damages as a result of natural phenomena with imponderable consequences, such as strong storms, flooding and earthquakes. Emergency Works shall be carried out by the Contractor when specifically instructed by the

Engineer as set out in Clause 27 of GCC and in accordance with the unit rates provided for in the Specifications.

In the event of an emergency, the Contractor shall draw to the attention of the Engineer that certain works need to be carried out to reinstate the carriageway and other road features to restore the safe passage of traffic and ensure the integrity of the Road.

The Engineer who will determine the quantities of activities to reinstate the roads, shall make the payments according to the measured works.

2.1.4 Design Responsibility for Works

All Works, Rehabilitation Works, Improvement Works and Emergency Works shall be designed by the Employer in accordance with the latest specifications adopted by the Employer.

2.2 Maintenance Services

The services to be provided by the Contractor include all activities, physical and others, which the Contractor needs to carry out in order to improve, maintain and comply with the service levels as set out in Table 2.1. (Service level requirements).

The Contractor is expected to come up with a methodology of complying with the Service Levels, and other output in the performance criteria as indicated in the contract, or with any other requirements of the contract. These includes management tasks and physical works associated with the road-related assets and items.

The road pavement structure comprises of;

- a. Wearing course surfacing –Asphalt Concrete
- b. Base Course Layer – Stabilized gravel
- c. Base (Shoulders) – Stabilized gravel
- d. Wearing Course (Shoulders) -Asphalt Concrete

Performance based routine maintenance services will be paid for as a fixed **lump sum per km per month, with payment reductions made for non-compliance**, if appropriate.

It is expected that the Contractor shall include in his rate the cost of bringing the road to required service levels as stipulated in the Contract and the same shall not be paid for separately in the bills of quantities. These works shall include but not limited;

- a. Site Clearance: Clear site on road reserve including removal of trees, hedges, bushes and other vegetation or deteriorious organic material, grub up roots and back fill to 100% MDD (AASHTO T99) with approved material in accordance with the specification
- b. Removal of debris, any siltation, structures, fences, illegal signs and disposal of any spoil material within the extent of the road reserve
- c. Spoiling of deleterious materials within the road reserve and maintenance of the same during the contract period
- d. Repair, reinstatement and maintenance of existing and new protection works comprising of gabion boxes and other auxiliary erosion protection structures
- e. Repair, reinstatement and maintenance of existing and new side drains, mitre drains, cut off drains to free-flowing conditions
- f. Repair, reinstatement and maintenance of existing and new pipe culverts, Access Culverts, Box Culverts, Vented Drifts, lined drains, earth drains, gully pots, storm water manholes, closed drains and any other auxiliary drainage structure to free-flowing condition.
- g. Allow the passage of traffic through the works during the entire Contract period

- h. Repair and reinstatement of Subbase/Base failed potholes prior to pothole patching
- i. To allow smooth passage of traffic throughout the duration of the Contract by patching existing and any new emerging pothole within 48 hours. This shall also include any other works that shall be deemed necessary to give a good riding surface.
- j. Maintaining river beds to ensure free flow of water under the bridge and up-to 50m upstream and downstream at all times
- k. Repair, reinstate and maintain Protection works around Bridge abutments and piers to ensure that erosion is always mitigated and controlled at all times during the contract duration
- l. Repair, reinstatement and maintenance of existing shoulders to conform to the existing pavement structure and cross section issued in Section 8 of this document.
- m. To repair, reinstate and maintain the existing and new road furniture for the duration of the Contract. These shall include road marking, road signs, guardrails, road studs and any other road-asset related furniture along the road.
- n. **The PBC Contractor must standardise and road mark all the existing humps(8 No) using AC and hot thermoplastic paint within the first three (3) months of commencement of works after which the Contractor shall road mark all the faded humps yearly until the end of the contract. In addition the contractor shall replace or repair all road signs associated with the humps and rumble strips. The rates for carrying out these works shall be included in the monthly PBC rate. Failure to carry out these works shall result in monthly deductions until compliance is achieved.**

A detailed list of such road-related assets and items is attached under Appendix B of this Specification. (ARICS FY 2020-2021).

For guidance, the activities to be undertaken by the Contractor include, but are not limited to, management tasks and physical works associated with the following:

- 1. Inspect the road for safety defects and defects likely to impact on durability of the assets
- 2. Inspect road, identify and remove all obstructions
- 3. Clean drainage (side drains, culverts)
- 4. Repair and replace scour checks
- 5. Vegetation control, grass cutting, bush clearing, tree pruning
- 6. Maintain bridges and minor repairs (replacement of guardrails)
- 7. Maintain road furniture and replace damaged traffic signs

The Contractor shall prepare and submit Routine Maintenance strategy for approval by Engineer.

Management tasks and physical works include, but not limited to the following;

[Note: List the management tasks and physical works that are to be provided by the Contractor under the contract. The list may include:

- 1) Maintain road usability
- 2) Maintain road user comfort
- 3) Maintain road durability
- 4) Maintain control of the Road by patrolling, data collection, conducting inspections and reporting

Maintenance Services shall be paid for as a fixed lump sum per km per month, with payment reductions made for non- compliance, if appropriate.

3. Compliance with Service Level Requirements

The Initial Mobilization Period for the Road to be brought to Service Level requirements is 3 months after the issuance of the Actual Start Date by the Contractor. However, the period should vary depending on the initial condition of the road as defined and specified in the SCC. In the Contract.

Within the first 3 months, compliance with the Service Levels will be adjusted as shown in Table 3.1 to allow the Contractor to properly mobilize the team within the Initial Mobilization Period.

Table 3.1 Timetable for Compliance with Service Level Requirements

Contract Month	Road Usability (Compliance required on % of contract road)	Road User Comfort Compliance required on % of contract road	Durability Compliance required on % of contract road
1	50	50	50
2	100	75	75
3	100	100	100
4 until end of Contract	100	100	100

4 Programme of Performance

In accordance with clause 14.1 of the General Conditions of Contract (GCC), the Contractor shall submit a Program of Performance within not later than Fourteen (14) days after issuance of Order to Commence in the format Prescribed in the Tender Document. The program shall include, but not be limited, to the following items:

4.1 Contractor's Quality Assurance Plan

The purpose of the Contractor's Quality Assurance Plan is to integrate the requirements of the contract and the Contractor's quality assurance systems to deliver the Works and Services.

The Contractor's Quality Assurance Plan describes the methods and procedures which the Contract will apply for the execution of the Contract, including how the Contractor will:

- a) Identify the quality requirements specific to the contract,
- b) Plan and execute the Works and Services to satisfy those requirements
- c) Inspect and/or test the Works and Services to ensure compliance with the quality requirements
- d) Record and monitor the results as evidence of compliance, and
- e) Ensure that prompt action is taken to correct non-compliance.

The Contractor's Quality Assurance Plan must clearly describe the systems, procedures and methods that will be used to deliver and monitor compliance of the Works and Services.

4.2 Traffic Management Plan

If required in the Special Conditions of Contract (SCC) the Program of Performance shall include a Traffic Management Plan. The Traffic Management Plan establishes the practices for traffic management at work sites. The Traffic Management Plan must be developed by the Contractor and agreed with the Engineer.

The objectives of the Traffic Management Plan are to:

- a clearly define and document the responsibilities and chain of command for the development, implementation and management of traffic control measures and systems

- b establish the minimum requirements for temporary traffic control
- c establish the minimum geometric, cross section and surfacing standards for temporary works
- d provide appropriate transitions and enable safe and efficient traffic flow into, through and out of work sites
- e protect the Contractor's personnel at all times
- f protect the Assets and the Contractor's resources at all times.
- g Meet the operational requirements for the road

The Traffic Management Plan must include at least the following:

Lay out diagrams, method statements etc. for implementation of traffic control while undertaking each aspect of the Works and Services (including site specific layout diagrams and method statements if the Services require traffic control measures not covered by standard codes of practice)

A documented process for preparation, review and approval of the Traffic Management Plan

A document tracking and control system to ensure that only the latest operative copy of the Traffic Management Plan is in circulation

Contact details for Contractor, Principal, emergency services and other stakeholders.

4.3 Safety Management Plan

If required in the Special Conditions of Contract (SCC) the Program of Performance shall include a Safety Management Plan submitted within 14 days after receipt of Order to commence. The Safety Management Plan establishes the practices for safety management at work sites. The Safety Management Plan must be developed by the Contractor and agreed with the Engineer.

The objectives of the Safety Management Plan are to:

- a clearly define and document the responsibilities and chain of command for the development, implementation and management of safety control measures and systems
- b establish the minimum requirements for the safety of workers, road users and community people using the Road
- c protect the Contractor's personnel at all times.

Contractor shall observe the following measures with a view to enhance Road Safety to the Road Users and Site Workers:

- i. Prepare and submit a comprehensive Road Safety Implementation Plan within 14 days after receipt of Order to commence for the Engineer's Approval. The plan shall include but not limited to the following:
 - Night driving
 - Safety of workers
 - Diversions
 - Traffic management Plan
- ii. The Contractor should identify, evaluate and monitor potential traffic and road safety risks to workers and road users throughout the Contract life cycle and develop measures and plans to address them.

- iii. The Contractor shall install and maintain standard approved traffic warning signs, directional signs, secure the working areas and deploy flagmen at active construction sites.
- iv. The Contractor shall assess each phase of the works, monitor incidents and accidents indicating the mitigation measures undertaken and prepare monthly reports to be submitted to the Resident Engineer.
- v. The Contractor shall factor the cost of implementation of the Road Safety Plan in the rates for the Works.

The Safety Management Plan must include at least the following:

Method statements for implementation of work safety undertaking on each aspect of the Works and Services (including safety gears for workers, use of tool box meetings for safety awareness, provision of work safety signs, training of workers on safe use of tools and equipment, safety inspection under the patrolling by Self Control Unit and commitment by the Contractor on adherence to the Occupational Safety and Health Act, 2007 amended on 2010.)

A documented process for preparation, review and approval of the Safety Management Plan

A document tracking and control system to ensure that only the latest operative copy of the Safety Management Plan is in circulation

Contact details for Contractor, Engineer, emergency services and other stakeholders.

4.4 Environmental Management Plan

If required in the Special Conditions of Contract (SCC) the Program of Performance shall include an Environmental Management Plan. The Environmental Management Plan establishes the practices for environmental management at work sites. The Environmental Management Plan must be developed by the Contractor and agreed with the Engineer.

The objectives of the Environmental Management Plan are to:

- a clearly define and document the responsibilities and chain of command for the development, implementation and management of environmental control measures and systems
- b establish the minimum requirements for environmental control measures for maintaining the adequate environment for workers, road users and community people using the Road
- c maintain the awareness of the Contractor's personnel on environmental protection at all times

The Environmental Management Plan must include at least the following:

Method statements for maintaining the adequate environmental on work sites undertaking on each aspect of the Works and Services (including specific dumping locations of debris and materials unwanted from the Road, use of tool box meetings for environmental protection awareness, training of workers on environmental control measures, inspection under the patrolling by Self Control Unit and commitment by the Contractor on adherence to the regulations and acts enacted by the government of Kenya under National Environmental Management Authority.)

A documented process for preparation, review and approval of the Environmental Management Plan

A document tracking and control system to ensure that only the latest operative copy of the Environmental Management Plan is in circulation

Contact details for Contractor, Engineer, emergency services and other stakeholders

4.5 Emergency Procedures and Contingency Plan

If required in the Special Conditions of Contract (SCC) the Program of Performance shall include an Emergency Procedures and Contingency Plan which shall establish the roles, practices and procedures during specific types of emergency events identified in the plans and contingency plans associated with the closure of roads. The Emergency Procedures and Contingency Plan must be developed by the Contractor and agreed with the Engineer and any other stakeholders the Engineer may identify.

The purpose of the Emergency Procedures and Contingency Plan is to ensure the safety of the Contractor's personnel and road users in the case of emergency and/or road closure. It should include: an effective communication and event recording system the name, contact number and specific duties of the Contractor's personnel nominated to respond to an emergency even the contact number of other parties who need to be notified in cases of emergency events, e.g. police detailed response procedures for all emergency events possible detour routes in the event of road closure

5 Service Criteria

The Contractor is required to carry out the Maintenance Services and to maintain the specific road related assets and items as stipulated in Clause 1.2.2 of the Performance Specifications during the contract duration in compliance with the Road Performance Standards as defined by the Service Criteria as stipulated hereunder.

The Employer requires the Contractor to maintain roads under the contract to be safe and efficient together with the satisfactory level of availability to road users. In order that the Contractor can achieve such, service criteria are established for guidance and classified into three Service Categories; i.e. Road Usability, Road User Comfort and Road Durability.

- 1) Road Usability and comfort is a description that encompasses the scope of passability of the Road, and service level requirements entailed for each.

The road user must be able to travel at a certain level of safety, unobstructed by objects, wash-out material and other debris on the gravel wearing course and shoulders. The criteria for determining the service levels for safety are given in Table 2.2. The enforcement of these criteria is expected to be an immediate priority of the contractor due to the critical importance of road safety, and 100% compliance is expected from Month 2, as shown in the Timetable in Table 3.1. Compliance will be determined by Visual Inspection.

Table 2.2 Service Levels for Road Safety (Road Usability & Comfort)

Item	Service Level	Time Allowed
Cleanliness of the road pavement surfacing and shoulders	The road must always be clean and free of soil, debris, trash and other objects, which must be removed within the time given if they pose: <ul style="list-style-type: none">• A high danger to traffic: such as rocks, fallen trees, dead animals, abandoned vehicles, fly tipping and other large obstacles etc.:	6 hours
	<ul style="list-style-type: none">• A lesser (medium) danger to traffic: such as material washed on to the road after storms etc.:	24 hours
Obstruction on the carriageway	The carriageway including shoulders shall at all times be free from stalled vehicles. Contractor must ensure the stalled vehicle is towed off the road to a safe location within the	1 hour

by stalled motor vehicles	time given. Prior to towing, Contractor shall ensure cautionary measures are taken to alert other road users.	
---------------------------	--	--

- 2) Road User Comfort is a description that encompasses the scope of operational performance indicators of road assets from the road user comfort perspective, such as cleanliness, smooth riding surface, sight distance availability, shoulder availability, adequacy of safety features and functionality of NMT facilities, and service level requirements entailed for each
- 3) Road Durability is a description that encompasses the scope of operational performance indicators of road assets from the Employer's perspective towards monitoring and prolonging the life spans of the assets such as drainage capabilities, functionality of structures, functionality of road furniture and suitability of road profiles, road widths, embankments, slopes and vegetation control.

The service level requirements, defects and the response times thereof that the Contractor must comply with and separately adhere to are defined in the Performance Standards for the various standard service level categories indicated in the appendices shown in tables below;

Pavement, shoulders and Right-of-Way

The service level criteria for road pavement, shoulders including the road reserve of paved roads are defined as follows:

Item	Service Level	Measurement/ Detection	Time allowed for repairs or Tolerance permitted
Potholes -	Permitted maximum dimension of any single pothole is 150mm Permitted maximum number of accumulated potholes with an equivalent diameter greater than 150mm in any continuous 1,000m section is 3	Visual inspection. Ruler	Visible potholes must be attended to within 48 hours <i>If not the, Penalty as set in SUBCLAUSE 47.1(b) of the Contract shall be applied in the next IPC.</i>
Patching	Patches (i) shall be square or rectangular, (ii) shall be level with surrounding pavement, (iii) shall be made using materials similar to those used for the surrounding pavement, and (iv) shall not have cracks wider than three (3) mm.	<ul style="list-style-type: none"> ▪ Visual inspection for detection of shape and material used ▪ Straight Edge Ruler to check if patch is level with surrounding 	Non-complying patches must be repaired within 7 days after their detection.

Item	Service Level	Measurement/ Detection	Time allowed for repairs or Tolerance permitted
		pavement ▪ Small transparent ruler for cracks.	
Cracking in pavement (A crack is a linear opening in pavement with a width of more than 3 mm.)	There shall not be any cracks more than 3 mm wide.	Crack widths measured with small transparent ruler. For isolated cracks , the “cracked area” includes 0.5 m on each side of the crack, multiplied by the length of the crack plus 0,5 m at each end.	Cracks more than 3 mm wide must be sealed within 14 days after their detection.
Multiple cracks in the pavement	For any 50m section of the pavement, the cracked area cannot be more than two (2) percent of the pavement surface.	For multiple cracks and cracks crossing each other, the “cracked area” is equivalent to a rectangle area, parallel to the lanes, which fully encloses the cracks, and where the closest crack is at least 0.25 m away from the sides of the rectangle.	Areas with multiple cracks must be sealed within 28 days after their detection.
Cleanliness of the pavement surface and shoulders.	The road surface must always be clean and free of soil, debris, trash and other objects. The carriageway including shoulders shall at all times be free from stalled vehicles. Contractor must ensure the stalled vehicle is towed off the road to a safe location within the time given. Prior to towing, Contractor shall ensure cautionary measures are	Visual inspection	Dirt, debris and obstacles must be removed: ▪ 6 hours if they pose a danger to traffic safety ▪ Within 5 days if they do not pose any danger to traffic safety. ▪ Towing of stalled vehicle to be done within 1 hour

Item	Service Level	Measurement/ Detection	Time allowed for repairs or Tolerance permitted
	taken to alert other road users.		
Rutting	There shall not be ruts deeper than 3cm Rutting of more than ten (10) mm shall not be present in more than 5 percent of the length of a given lane in any one kilometre of the road sections defined in the contract.	Measured with 2 rulers (horizontal ruler of three 3 m length placed perpendicularly across lane; rut depth measured as space between horizontal ruler and lowest point of rut, using a small ruler with scale in mm)	Rutting above threshold value must be eliminated within 28 days
Ravelling	Ravelled areas must not exist.	Visual inspection.	Ravelled areas must be sealed within 28 days for
Loose Pavement edges	There shall not be loose pavement edges, or pieces of pavement breaking off at the edges.	Visual inspection	Repairs must be completed within 28 after the detection of the defect.
Height of shoulders vs. height of pavement	Difference in height at edge of pavement shall not be more than 5cm .	Measured with ruler, with scale in mm.	Repairs must be completed within 28 days after the detection of the defect.
Paved shoulders	Must always be <ul style="list-style-type: none"> ▪ sealed to avoid water penetration ▪ without deformations and erosion ▪ free of potholes 	Visual inspection	Repairs must be completed within 28 days after the detection of the defect.
Embankment slopes	Without deformations and erosions.	Visual inspection	Repairs must be completed within seven (7) days after the detection of the defect.
Slopes in cuts	Slopes in cuts must be stable and/or adequate retaining walls and slope stabilization measures must be in place.	Visual inspection for slope material on shoulders or pavement	Fallen slope material must be removed Quantities below 50 m ³ : <ul style="list-style-type: none"> ▪ from pavement within 4 hours after detection ▪ From shoulders within 48 hours after detection.

Item	Service Level	Measurement/ Detection	Time allowed for repairs or Tolerance permitted
			<p>Between 50 m³ and 500 m³</p> <ul style="list-style-type: none"> ▪ from pavement within 24 hours after detection ▪ from shoulders within 96 hours after detection <p>Note: For landslides classified as “emergency” different rules apply.</p>
Trees within right-of-way	Trees within right-of-way must be protected as necessary.	Visual inspection.	Immediate.

Item	Service Level	Measurement/ Detection	Time allowed for repairs or Tolerance permitted
Right-of-way (outside pavement and shoulders).	Height of vegetation (except trees) must be: <ul style="list-style-type: none"> ▪ less than 20 cm on slopes towards the road ▪ less than 1.0 m otherwise ▪ must not disturb drainage 	Visual inspection. Measurement with ruler.	Vegetation exceeding the threshold height must be cut back within seven (7) days after detection.
	Trash, debris, etc.	Visual inspection.	Trash, debris and other objects must be removed within seven (7) days after detection.
Removal of slides	Slides of slope material onto the road are considered an Emergency if <ul style="list-style-type: none"> ▪ the quantity of the material is above 500 m³, or ▪ if the slide blocks all lanes and the road traffic is completely interrupted, and quantity is above 50 m³. 	If the contractor intends to invoke the contract provisions for emergencies, he estimates the quantities and immediately informs Engineer, who then verifies.	Traffic flow to be re-established within a maximum of 12 hours. Period for removal of other slide material is set by Engineer depending on the extent of the slide material on site.
Encroachment/ Illegal Access on the Right of Way (Structures, access, advertisement, car wash, vending of seedlings, works, trenching, etc.)	illegal or unauthorized structures, access, advertisement, car wash, vending of flowers & tree seedlings, works, trenching, shall not be put up within the right of way (within the demarcated road reserve i.e., Road Reserve Marker Post) after Commencement of the Contract	Visual Inspection	the structure, access, advertisement, works, car wash, vending of flowers & tree seedlings, trench etc. to be removed or demolished within 24 hours of erection. <i>If not the Penalties as set out in Table 2.8.1: Schedule of Penalties for Encroachment shall be applicable and deducted in the next IPC Certificate.</i>

Drainage

In general terms the contractor must ensure that all drainage elements and structures are without obstructions which may reduce their normal cross-section and impede the free flow of water.

The Service Level requirements for drainage systems and drainage structures are shown in Table 2.3. Compliance will be determined by Visual Inspection.

Table 2.3: Service Levels for Drainage		
Item	Service Level	Time Allowed for Repairs and Tolerances Permitted
Side drains, ditches, mitre drains and unlined vertical drains	Must be clean and free of obstacles	Tolerance permitted: Siltation/Obstructions must less than 50mm in depth. Siltation/Obstructions must be cleared within 7 days after detection. Damages must be repaired within 3 weeks after detection.
Culverts and access drifts	Must be clean and free of obstacles and without structural damage. Must be firmly contained by surrounding soil or material.	As above
Scour checks and other erosion protection structures	Must be de-silted, structurally sound and firmly contained in surrounding soil or material.	As above
Cleaning of manholes and gulleys	Must be de-silted, structurally sound and firmly contained in surrounding soil or material.	As above

Road furniture

The Service Level requirements for road furniture including road markings are as shown in the following table:

Item	Service Level	Measurement/ Detection	Time allowed for repairs or Tolerance permitted
Information signs	Sign must be present, complete, clean, legible, and structurally sound	Visual inspection	Absent, faded or defective signs must be replaced within seven (7) days.
Warning signs	Sign must be present, complete, clean, legible and structurally sound; and	Visual inspection	

Item	Service Level	Measurement/ Detection	Time allowed for repairs or Tolerance permitted
	clearly visible at night.		Guardrails damaged by accidents must be replaced within seven (7) days
Traffic ruling signs	Sign must be present, complete, clean, legible and structurally sound; and clearly visible at night.	Visual inspection	
Horizontal demarcation: and/or pavement paint	Must be present, legible and firmly attached to pavement. Micro spheres must be firm and visible.	Visual inspection	
Kilometre posts and guidance posts	Must be present, complete, clean, legible and structurally sound; surface painted or otherwise covered.	Visual inspection	
Guardrails	Must be present, clean, without any damage, without corrosion.	Visual inspection	
Road markings	Contractor must ensure that all road markings including 'cats' eyes' are clear and visible	Visual inspection	Faded road markings and road reflectors are painted and restored within two (2) weeks

Vegetation

This section specifies the Service Levels to be complied with in the case of vegetation growing within the right-of-way/ road reserve.

Vegetation is to be controlled to the heights, at the locations and with the restrictions as set out in Table 2.4. Compliance will be measured with a tape measure.

Table 2.4: Vegetation Control Types		
Type	Height (mm)	Features applied to:
1. Vegetation Free Zone.	0	Carriageway, shoulders and structures.

2. Inner vegetation zone: from edge of shoulders to back of side drain/ditch or 2m away from edge of shoulder on straights and outside of curves, and 5m on the inside of curves. Also control of vegetation around street furniture and other features.	25 (min) to 150 (max)	Road verges and large vegetated areas, including surface water channels with longitudinal gradients $\geq 3\%$. Also, vegetation control around: <ul style="list-style-type: none"> • Marker posts • Signposts • Bridge and culvert markers • Guardrails • Bridge abutments • Cross culvert ends and headwalls manhole and gulleys • Inner side drains
3. Outer vegetation zone, excluding zone 2. (Extends the entire width of the road reserve)	50 (min) to 300 (max)	Bush clearing and vegetation control around: <ul style="list-style-type: none"> • Marker posts (Road Reserve, Kilometer Posts, Edge etc.) • Access culvert ends and headwalls • Outer side drains • Channels with gradients $\leq 3\%$.
4. Growth encroaching into Vegetation Free Zone from the side or top.	Must be removed if within 5m above the road surface.	Applies to vegetation control including trees, scrub or branches hanging over the zone.

Structures

The Contractor is responsible for the routine maintenance of all bridges, retaining walls and similar structures along the contract road.

The Service Levels for bridges, retaining walls and similar structures are given in Table 2.5 below. Compliance will be determined by Visual Inspection.

Table 2.5: Service Levels for Structures

Item	Service Level	Time allowed for repairs or Tolerance permitted
Steel or other metal structures	Guardrails must be present and not deformed. All metal parts of overall structure shall be painted or otherwise protected and free of corrosion. Drainage system (e.g., weep holes) to be kept in good condition and fully functional.	Contractor must immediately notify Engineer in case of any condition which threatens structural integrity of the structure. Damage and defects must be repaired within seven (7) days.
Concrete structures	Guardrails must be present and painted. Beams and all other structural parts must be in good conditions and fully functional. Drainage system (e.g., weep holes) in good condition and fully functional.	Contractor must immediately notify Engineer in case of any condition which threatens structural integrity of the structure. Damage and defects must be repaired within seven (7) days.
Expansion joints	Clean and in good condition	Damages and defects must be repaired within seven (7) days.
Retention walls	Contractor must control presence and adequate condition of retention walls and their drainage.	Damage and defects must be repaired within seven (7) days.
Riverbeds	Contractor must ensure free flow of water under bridge and up to 50 metres upstream and downstream. Contractor must maintain design clearance under bridge. The Contractor shall take all reasonable measures to control erosion around bridge abutments and piers.	Causes for non-compliance must be eliminated within fourteen (14) days after water has sufficiently receded to allow minimum working conditions.

Embankment and Slopes

Service Scope	Service Levels	Time allowed for repairs and others
1. Embankment slopes	All embankment slopes must be without deformations and erosions	-Within 2 weeks after detection
2. Slopes in Cuts	All slopes in cuts must either be stable or are equipped with adequate retaining walls	Any of observed location must be reported to the Project Manager by the contractor at earliest possible time.

6 Self-Control Unit (SCU)

The Contractor is required to establish a Self-Control Unit within his project organization throughout execution and completion of the Works and Services to the satisfaction of the Engineer. The roles of the SCU:

1. For conducting self-inspection to verify the degree of compliance with the Road Performance Standards as defined by the Service Levels and maintain the reporting system of self-inspection.
2. Assessment of the Road. The Self-Control Unit shall have a complete knowledge of the road condition, both on and off carriage way, at all times by carrying out patrolling, to the satisfaction of the Engineer.
3. The Self-Control Unit is responsible for Gathering information required by the Contractor to prepare the Monthly Statement.
4. The carrying out, in close cooperation with the Engineer, the Form a land Informal Inspections of Service Levels which will take place as required.

The Contractor is required to assign a technically qualified and trained person, or persons, to continuously verify the degree of compliance of Service Levels. The Contractor is also required to arrange a satisfactory means of mobility for conducting patrolling to the satisfaction of the Engineer.

7 Site Inspection and Patrolling/Reporting

The Contractor is required to undertake the following management tasks to ensure the full integrity of the Road throughout execution and performance of the Works and Maintenance Services.

7.1 Site Condition Assessment before Commencement of Works and Services

The Contractor shall conduct initial site condition assessment before commencement of the Works and Services under the contract. In case any defects and deficiencies are discovered under the assessment, the Contractor shall notify the Engineer by submitting the Defect Detection and Rectification List as attached to the Appendix 1 of the Performance Specifications and upon agreement of the Engineer, the Contractor shall carry out rectification works as the Rehabilitation Works.

In case the Contractor discovers cases of illegal encroachment and illegal dumping of unwanted materials or otherwise illegal actions by the third parties, the Contractor shall notify the Engineer for further instructions as required.

7.2 Determination of Subsection and Installation of Marker Posts

The Contractor shall either mark clearly on the road or install temporary posts to determine the subsections inspection purposes. The Contractor shall submit the record of such identification and markers to the Engineer.

7.3 Patrolling/Reporting

The Contractor shall carry out patrolling of the Road as required under the contract. Such patrolling shall be reported to the Engineer without delay through submission of the Daily Work Record, Daily Patrol Record, Monthly Photo Record and Incident Report as attached to the Appendices 2, 3, 4 and 5 of the Performance Specifications. The contractor is also required to give the result of self-inspection to the Engineer without delay through submission of the Detail Self Inspection Result Record Form (Paved Road) as attached to the Appendix 6 of the Performance Specifications.

In case the Contractor discovers cases of illegal encroachment and dumping of unwanted materials or illegal actions by third parties, the Contractor shall notify the Engineer for further instructions as required.

7.4 Ad hoc Inspection

The Engineer may carry out ad-hoc inspections to verify the degree of compliance with the Road Performance Standards as defined by the Service Levels. He may do so on his own initiative, at anytime and anywhere on the roads under the contract. If he detects any road sections where the Service Level criteria are not met, he is required to notify the Contractor within 24 hours in writing as the Corrective Order, to enable the Contractor to take remedial action as soon as possible. The results of ad-hoc inspections may not be used by the Engineer for purposes of correcting the Contractor's monthly statements or applying penalties, except for cases in which the traffic flow on the road has been completely interrupted due to the negligence and tardy action by the Contractor.

8 Monthly Statement

8.1 Preparation for Monthly Statement

Payment Reduction Calculation Table PAVED (SAMPLE)									Sheet	1 of 1	
Project	Perfomance Based Maintenance of Muthaiga - Kiambu (B32) Road. and Contract No.XXXX					Contract Period				Thirty-Six Months – 36months	
Road Authority	Kenya National Highways Authority (KeNHA)			Contractor	M/s xxxxx Company Ltd						
Road Name/ Class/ Chainage/ (j)Length	Muthaiga - Kiambu (B32) Road.				Road Class	B32	0+000	12+000	12 KM		
Statement Month/ Year and Elapse of Month	Month	Year	Elapsed time	Standard Service Level			Paved Standard				
Contract Length Per Month	12		KM								
Service Level Criteria		Compliance			Reduction						
Service	Service Scope	(a)	(b)	(c)=(a)*(b)	(d)=(a)-(c)	(e)	(f)=(e)-(d)	(g)=(f)/(c)	(h)	(i)=(g)*(h)	(j)=(c)x(i)
		Contract Road Length	Required	Target Length	Exemption	Non-	(>=0)	NON-Compliant	Reduction	Reduction Rate	Reduction Length
		(km)	Target	(km)	Length	Compliant	Adjusted	Rate	Weight	(%)	(km)
					(km)	Length	Non-				
						(km)	Compliant				
1. Documentation	Preparation and submission of daily Work Record Forms Defects Detection and rectification Forms Incident and Photo Records Form Detailed and Summary Self Inspection forms	12	100.00%	12	-		-	-	1.00%	0.00%	-
		12	100.00%	12	-		-	-	1.00%	0.00%	-
		12	100.00%	12	-		-	-	1.00%	0.00%	-
		12	100.00%	12	-		-	-	1.00%	0.00%	-

	Monthly Statement Form	12	100.00%	12	-		-	-	1.00%	0.00%	-
2. Road Usability	Pavement Cleanliness – surfaced and edges	12	100.00%	12	-		-	-	2.50%	0.00%	-
	Potholes	12	100.00%	12	-		-	-	2.50%	0.00%	-
	Shoulders	12	100.00%	12	-		-	-	2.50%	0.00%	-
	Pavement Cracks	12	100.00%	12	-		-	-	2.50%	0.00%	-
3. Road User Comfort	Roughness of Pavement – IRI Indicators	12	100.00%	12	-		-	-	5.00%	0.00%	-
	Road Signs – Directional Specific Schedule	12	100.00%	12	-		-	-	5.00%	0.00%	-
	Road Marking – Safety Considerations	12	100.00%	12	-		-	-	5.00%	0.00%	-
	Marking of Humps, rumble Strips etc.	12	100.00%	12	-		-	-	5.00%	0.00%	-
4. Road Durability	Drainage	12	100.00%	12	-		-	-	50.00%	0.00%	-
	Vegetation height	12	100.00%	12	-		-	-	30.00%	0.00%	-
	Vegetation Clearance	12	100.00%	12	-		-	-	20.00%	0.00%	-
	Structures – As Detailed in Asset list	12	100.00%	12	-		-	-	30.00%	0.00%	-

	Road Furniture - As Detailed in Asset list	12	100.00%	12	-	-	-	20.00%	0.00%	-
	Embankment and Slopes	12	100.00%	12	-	-	-	15.00%	0.00%	-
								(k) Total =200%		

Required Target - Maintained			
Elapse Month	of 1. Road Usability	2. Road User Comfort	3. Road Durability
1	75%	75%	50%
2	100%	100%	75%
3	100%	100%	100%
4	100%	100%	100%
5	100%	100%	100%
6	100%	100%	100%
7~	100%	100%	100%

Calculation of the Payment (km per Month)			
Contract Due Km per Month	(Km per Month)	12	(x)
Reduction Rate	%		(k)
Reduction Amount	(Km per Month)		(z)=(x)x(k)
Payment Km	(Km per Month)		(y)=(x)-(z)
Month/Year	(Km per Month)	0	

For the Maintenance Services. The Contractor shall take the following actions;

- 1) Prior to compilation of the Monthly Statement for each month, the Contractor is required to prepare the Payment Reduction Calculation Table for the month by utilizing the result of the most recent self- inspection recorded in Self Inspection Result Record Form to determine the total length of non-compliant sections for each Service Scope and for calculation of the reductions required for the month by determining the percentages of non-compliant sections for each Service Scope. The formats of Payment Reduction Calculation Table are attached as Appendix 8.
- 2) The prepared Payment Reduction Calculation Table shall become the basis of the payment request for the Maintenance Services.
- 3) Upon completion of Formal Inspection, the amounts indicated on the Monthly Statement and the Payment Reduction Calculation Table will be adjusted, if required. Such modified Monthly Statement and Payment Reduction Calculation Table shall be countersigned by the Engineer to sign it and present it to the Employer for payment, and to the Contractor for information.

8.2 Reduction Weighting for Non-Compliance on Maintenance Services

In accordance with the relevant clauses of the Performance Specifications and GCC, payment reduction is applied in case of non-compliance with Service Levels.

In accordance with the relevant clauses of the Conditions of Contract, Payment Reductions are applied in case of non-compliance with Service Level requirements, while Liquidated Damages are applied in the case of non-compliance with required Repair, Maintenance and Emergency Works.

The results of each formal inspection of the Service Levels and other performance criteria will be recorded by the Engineer in the form of a Memorandum. The Memorandum will state the type and location of any non-compliance detected, in particular those non-compliances already shown in the standard tables provided by the Contractor as part of the monthly statement. For each individual case of non-compliance, the Engineer will determine a date by which the Contractor must have completed the necessary measures in order to remedy the cause of the non-compliance. A follow-up site visit is therefore necessary at the date fixed by the Engineer, or soon thereafter, in order to verify that the Contractor has indeed remedied the cause of non-compliance.

If at the date indicated in the Memorandum, the Contractor has not remedied the cause for non-compliance, independent of the reason given for their failure to do so, the Contractor is subject to Payment Reductions in accordance with the relevant clauses of the Conditions of Contract.

Payment Reductions are variable over time. If the Contractor fails to remedy a cause of non-compliance for which a payment reduction has already been applied, the amount of the payment reduction increases month by month for that particular cause of non-compliance, without a ceiling being applied, until compliance is established.

The calculation of the initial (first month) amounts of payment reductions, and the formula for their adjustment over time, is to be based on the following rules given in Table 2.8.

Table 2.8: Amounts of Payment Reductions, and the Formula for Their Adjustment over Time

SERVICE LEVEL CATEGORY	SERVICE LEVEL SCOPE	% OF UNIT RATES FOR NON-COMPLIANCE	Reference to Performance Specifications
DOCUMENTATION	Contractor to provide during the formal inspection	5%	Clause 2.6.1
ROAD USABILITY	A) Pass ability, Road Works Advance Signs	10%	Table 2.2
ROAD USER COMFORT	B) Road Cleanliness, Potholes, Cracking, Rutting, Raveling, loose Pavement, Drop Off, Paved Shoulders, Concrete Pavement	30%	Clause 2.5.1
ROAD DURABILITY	C) Drainage (<i>Lined/Unlined drains, Culverts, Drifts, Scour Checks, Gabions, Scour Checks, Manhole, Gulleys pots etc.</i>)	50%	Clause 2.5.2
	D) Vegetation (<i>Free Zone, Outer/Inner Vegetation, Tree within ROW, Extent of the RR</i>)	40%	Clause 2.5.4
	E) Structures (<i>Concrete, Steel, Bridge Expansion Joints, Riverbeds</i>)	15%	Clause 2.5.5
	F) Road Furniture (<i>Road signs, Edge Marker / Guide/ Kilometre Post, Traffic Signals, Streetlights, Road Marking / Studs, Guardrails / Pedestrian rails, humps etc.</i>)	40%	Clause 2.5.3
	G) Embankment and Slopes	10%	Clause 2.5.6
		200%	

NOTE:

1. Payment reduction is a % of the monthly lump sum for one km applied to each one-km section which does not comply.
2. Penalties can also be applied based on non-compliance as spelt out in the ***PBC Guidelines Developed by the Ministry of Transport, Infrastructure, Housing, Urban Development and Public Works (MoTIHUD & PW) Edition 1.1 of February 2016.***

Note: (i) The Unit Rates of payment reductions (“PR_u”) shown in the above table are applicable during the first 30 days of non-compliance.

(ii) If the non-compliance has not been remedied within thirty days, liquidated damages for periods beyond 30 days are calculated based on the following formula:

$$PR = 2^n PR_p \quad \text{considering:}$$

PR = New noncompliance rate to be applied

J = number of days of non-compliance

$$n = \left\{ \frac{J-1}{30} \right\} \text{ rounded up to full number (without decimals)}$$

PR_p = Percentage of rate of non-compliance of the previous month i.e.

Month 1 = **PR_u**

Month 2 = 2ⁿ(**PR_u**)

Month 3 = 2ⁿ{2ⁿ(**PR_u**)}

Month 3 = 2ⁿ{2ⁿ{2ⁿ(**PR_u**)}}.....

(iii) Payment reductions and Liquidated damages will be charged as penalties and are non-recoverable in subsequent monthly payment certificates.

(iv) Failure to comply with the required service levels for a sequential/continuous period of **three (3)** months will lead to termination of the Contract by the Employer as stipulated in clause 63.1 (d) of the Condition of Contract. This failure should not exceed 30% of the overall monthly PBC amount per month.

A notice shall be served by the Engineer when the 30% reduction on the monthly payment of PBC is noted.

Determination of Penalty for Encroachment

In addition to the deduction for non-compliance indicated in **Table 2.8: Amounts of Payment Reductions and the Formula for Their Adjustment over Time**, the following schedule of penalties shall also apply for allowing/ failing to report to the Employer encroachment onto the road Reserve after the Commencement of the Contract.

Table 2.8.1: SCHEDULE OF PENALTIES FOR ENCROACHMENT

S/NO	ITEM ON ROAD RESERVE	PENALTY FOR NON-COMPLIANCE
1	Construction of Illegal structures (kiosks, shades etc.)	Kshs 50,000.00 per structure
2	Construction of illegal access	Kshs 50,000.00 per access
3	Erection of Illegal/ unauthorized advertisements (Billboards, banners, posters etc.)	Kshs 50,000.00 per advertisement
4	Illegal works (trenching for fibre optic cables, water, sewer lines etc.)	Kshs 50000.00 per event

5	car wash	Kshs 50,000.00 per car wash
6	vending of flowers & tree seedlings	Kshs 50,000.00 per establishment
7	any other encroachment	Kshs 50,000.00 per event

*The deductions in the above schedule shall be applied in the monthly statement for the month during which the encroachment is detected and every subsequent month thereafter until the Contractor demolishes or removes the illegal structure, access, advertisement, car wash, vending of seedlings establishment, works etc. as the case shall be.

Determination of Liquidated Damages

For **Emergency Works**, the liquidated damages are **0.05% of the contract price bill item for emergency works**,

For the particular item delayed, per calendar day of delay, of the payment normally due for the specific Works for which completion is delayed, the liquidated damages are up to a limit of 10% of the contract price for the Repair Works.

9 Formal Inspection

The Formal Inspection shall be carried out jointly by the Engineer and the Road Manager at the end of each month. The Engineer shall notify the Contractor that he intends to carry out Formal Inspection in writing within 7 days of notification. The Contractor shall inform the Engineer of the proposed date and time and shall prepare for Formal Inspection. The main purpose of carrying out the Formal Inspection is to enable the Engineer to verify the information presented in the Contractor's Monthly Statement with the actual observed and measured conditions on the site.

9.1 Procedure for Formal Inspection

The Contractor shall submit the following documents as indicated in Table 10.1 to the Engineer for scrutiny prior to the Formal Inspection after the receipt of notification of carrying out Formal Inspection. The Contractor shall provide sufficient time to the Engineer to allow full scrutiny of the submitted documents.

Table 10.1 List of Documents for Formal Inspection

Appendices	Names of Documents	Mandatory Submission	Submission, if requested by the Engineer
1	Defect Detection and Rectification Lists		
2	Daily Work Records		
3	Daily Patrol Records		
4	Monthly Photo Records		
5	Incident Condition & Activity Reports		
6	Detail Self – Inspection Result Record Form		
7	Payment Reduction Calculation Table		

The criteria of each Service Level shall be checked jointly by the Engineer and the Road Manager at sections selected by the Engineer based on visual appearance. The Engineer shall be the sole judge of compliance. If a specified criterion is not met, the one-kilometer section in which the deficit occurs will be judged non-compliant in accordance with the Self Inspection Result Record Form.

The Engineer shall prepare a brief Memorandum describing

- i) The general circumstances of the site visit, including date, road sections visited, persons present, etc.,
- ii) Any non-compliance which may have been detected, and
- iii) The time granted by the Engineer to the Contractor to remedy the detected defects.

The results of Formal Inspection on Service Levels will be recorded by the Engineer in this Memorandum. The Memorandum will state the type and location of any non-compliance detected, in particular those non-compliances already shown in the most recent Self Inspection Result Record Form provided by the Contractor as part of the Monthly Statement. For each individual case of non-compliance, the Engineer will determine a date by which the Contractor must have completed the necessary measures in order to remedy the cause of the non-compliance. A follow-up site visit is therefore necessary at the date fixed by the Engineer, or soon thereafter, in order to verify that the Contractor has indeed remedied the cause of non-compliance. If at the date indicated in the Memorandum, the Contractor has not remedied the cause for non-compliance, independent of the reason given for their failure to do so, the Contractor is subject to payment reduction in accordance with the relevant clauses of the Performance Specifications and GCC.

Based on the outcome of the Formal Inspection and subsequent remedies by the Contractor or otherwise, the Engineer will correct any possible errors or misrepresentations in the Contractor's Monthly Statement, countersign it and present it to the Employer for payment, and to the Contractor for information.

10 Performance Monitoring by the Employer

The Contractor shall acknowledge that the Employer encourages adoption of proactive approach by the Contractor on performing the Maintenance Services. To maintain such approach, the Employer shall have the power to entrust the Engineer to conduct monthly performance monitoring on the Contractor.

The Contractor, shall within seven (7) days of commencement, prepare and submit for the Engineer's approval the forms listed herein and any other that will be required for monitoring, recording and checking the compliance of service levels during the implementation of Contract.

These forms are;

- ✓ Daily Work Record Form
- ✓ Daily Patrol Record Form
- ✓ Photo Record Form
- ✓ Incident Report Form
- ✓ Defect Detection and Rectification List
- ✓ Detail Self-Inspection Result Report
- ✓ Form (Paved Road)
- ✓ Detail Self-Inspection Result Report

- ✓ Summary Self-Inspection Report Form
- ✓ (Paved Road)
- ✓ Payment Reduction Calculation Table
- ✓ (Paved Road)
- ✓ Summary of Statement for Payment
- ✓ Account (Monthly Statement)

- 1) Performance monitoring will be conducted on service level compliance, self-control unit performance, work safety performance, performance on environment and social management, corrective order management and statutory compliance. The format of Monthly Evaluation Form is attached as Appendix 9, for the purpose of performance monitoring.
- 2) The result of performance monitoring of each month will be used for the evaluation of the Contract or at the end of each year. Evaluation of the Contractor shall be carried out by the Engineer using the Contract Evaluation Tally Sheet, which is attached as Appendix 10.

The total aggregate weighting of 100% is applied to 6 criteria in 1) above, with the weighting of 50% on service level compliance, 20% on work safety performance, 0% on statutory compliance and the remaining criteria each weighing 10%.

- 3) The result of each month on each criterion will be evaluated either a pass or a fail. The tally will be made at the end of each month, collected to the end of the year and to arrive at the performance of the criterion as the percentage of pass attained during the year. The respective weight will be applied to arrive at the evaluation score, with the maximum score of 100 and the minimum score of 0. For statutory compliance, the evaluation score will not be tabulated, but a penalty of 20 will be imposed in case the Contractor faces violation on statutory compliance at least once in a year.
- 4) Performance monitoring will be conducted on service level compliance, self-control unit performance, work safety performance, performance on environment and social management, corrective order management and statutory compliance. The format of Monthly Evaluation Form is attached as Appendix 9, for the purpose of performance monitoring.
- 5) The result of performance monitoring of each month will be used for the evaluation of the Contract or at the end of each year. Evaluation of the Contractor shall be carried out by the Engineer using the Contract Evaluation Tally Sheet, which is attached as Appendix 10.

The total aggregate weighting of 100% is applied to 6 criteria in 1) above, with the weighting of 50% on service level compliance, 20% on work safety performance, 0% on statutory compliance and the remaining criteria each weighing 10%.

- 6) The result of each month on each criterion will be evaluated either a pass or a fail. The tally will be made at the end of each month, collected to the end of the year and to arrive at the performance of the criterion as the percentage of pass attained during the year. The respective weight will be applied to arrive at the evaluation score, with the maximum score of 100 and the minimum score of 0. For statutory compliance, the evaluation score will not be tabulated, but a penalty of 20 will be imposed in case the Contractor faces violation on statutory compliance at least once in a year.

11 USERS AND OPERATIONAL SERVICES

11.1 Rest Areas and [Toll Plazas] and Other Project Facilities

Not Applicable

11.2 Road Patrol Unit(s)

Scope: The O&M Contractor shall establish and operate Road Patrol Unit(s) at any suitable locations, which shall continuously patrol the highway and shall remain in contact with the Control Centres on a real time basis. It shall provide 24 hrs route patrol to assist the road users , to provide information feedback and perform function in relation to incident management. To achieve this, the patrol vehicles should be fully equipped as well as the patrol persons should be adequately trained in traffic management, road safety and primary first aid.

The purpose of route patrolling is to:

- (a) Provide the users of the road with basic help for towing of vehicles that breakdown on the road and also protect other users from such vehicles.
- (b) Immediately identify traffic hazards of whatever nature, such as unauthorized parking, public transport vehicles obstructing traffic during passenger loading and unloading, debris, stray animals and the like. The Contractor shall take the necessary measures to remove such obstructions.
- (c) Provide emergency management at accident sites until such time as the appropriate authorities arrive.
- (d) Provide road user information
- (e) Maintain daily records of assistance provided to road users.
- (f) Observe record and report hazards and incidental damage caused by vehicles, floods, storms or other random events, such that the road maintenance records and database are continuously improved.
- (g) Promptly report any unauthorized occupation/encroachment within ROW

**Patrol Vehicles
(1No.)**

DESCRIPTION: 4 x 4 Double Cab, Minimum 3000cc Branded in User Entity approved markings and colors, fitted with rear cabin and folding seats, lights on top and siren onboard, reflective fittings and CCTV system. The rear of each vehicle should have toll free number and email address details for the Employer and Resident Engineers office..

CCTV System shall Constitute of:

PRODUCT NAME.	DESCRIPTION.	QUANTITY. Per Vehicle
ANPR camera	Anpr Camera to be mounted on vehicle Front.	1
Rear Camera	Rear Camera – mounted on Vehicle Rear	1
Indoor camera for vehicle	Camera to be mounted inside vehicle for monitoring occupants of vehicle	1

The patrol vehicles (1 No.) shall be large enough for seating at least four personnel besides the driver and space to carry essential traffic and incidence management and safety tools.

They should have Front and Rear bull bars with towing hooks and should tow all small vehicles to a safe location.

The

Contractor shall monitor movement of the vehicle on 24 hrs x 7 days of a week basis.

Vehicles should be (white color) having sufficient rear space for the required equipment

storage, fitted with rotating light and hooter, and painted with a unique color pattern for quick recognition, with the KeNHA name and emblem painted prominently on sides, back and front, together with the Control Centre and Help line Fire extinguisher (1 no.)

numbers. Vehicle should be in good condition and but not older than two years from the date of award.

Equipment

(a) The vehicle shall carry the following equipment

- i. Gas cutter with protective glass (2 nos)
- ii. Liquid container (2 nos.),
- iii. Water container with freshwater (1no.),
- iv. Funnel (1 No.s)
- v. Rubber Gloves, Leather Gloves (1 pair each)
- vi. Brooms one hard bristle, other soft-(2nos.)
- vii. Gum boot (4 pairs), Rain coat (4 pairs)
- ix. Blanket (1 no.)
- x. Torch lights – (4 nos.), Spare Batteries,
- xi. Flashing light (1 no.)
- xii. Hydraulic jack, towing chain, Animal
- xiii. hook, rope.
- xiv. Tool set (with standard set of spanners,
- xv. pliers hammer etc.), shovels.
- xvi. Digital Camera, measuring tape.
- xvii. Paper pad, Forms, pen/pencils, folders.
- xviii. First Aid kit, Rain Coat, water proof
- xix. sheets, stretchers (2 nos.)
- xx. List of hospitals in the area

(b) The vehicle should also carry the following Traffic Management Equipment, (used/ worn out items shall be replaced forthwith with new ones)

- (i) Sign boards – “Accident ahead” – (3 nos.)
“Lane merging” – (3 nos.)
“Direction Arrows” – (3 nos.)
“Speed Limit” (80/60/40) - (3 nos.)
“Keep left / right” – (2 nos.)

N/B: All signs 1200 mm size and of retro reflective type, microprismatic cube corner)

- (ii) Sign Stand set (one for triangular and other for circular sign) (3 sets).
- (iii)Flags, whistle, reflective hand signal.
- (iv)Traffic cones 500 mm size with solar

- bulb mounted on top – (20 nos.)
- (v) Barricades (4 nos.) reflective type (100 m), tape, stands, flags of 600 mm by 600 mm made of good red cloth secured to a staff at 1 m length, Paddles of at least 600 mm wide and provided with rigid handle with markings SLOW, STOP.
- (vi) Reflective jackets – (6 nos.)
- (c) As a minimum, the patrol vehicle should carry sufficient communication equipment to render its staff capable of direct communication with the Road Control Centers.

Manpower : The team to be deployed with each patrol vehicle, must have adequate training for their tasks, especially in First Aid, vehicle maintenance and minor repairs.

(a) The contractor must employ sufficient manpower to work in shifts for each patrol vehicle. Typical staffing shall be:

- (i) 1 Number Route Patrol In-Charge
 - (ii) 1 Number Route Patrol Assistants
 - (iii) Driver, with knowledge of vehicle minor repairs.
- Note: the vehicle with the police should have 1 Route patrol commander.

(b) Typical duties of the Route Patrol In-Charge are:

- (i) Patrol the road to ensure obstruction free flow as per shift standards
- (ii) To report to police and KeNHA and assist injured at accident scene and remove all obstructions from road when the vehicles are cleared
- (iii) To provide first aid to injured, contact control centre and ambulance service if needed, assist police
- (iv) Report all incidents on radio control, to control centre.
 - (iv) To ensure safety of traffic with minimal delay at accidents spots.
- (vi) To assist motorists on broken down vehicles and to ensure that they do not obstruct free flow.

- (vii) Maintain relations with all emergency services, and local safety councils
- (viii) To report carriageway condition, especially traffic guidance aids, signs, markings condition, condition of drainage, ROW plantations, medians plantation etc.
- (ix) Check on encroachment irregularities taking place within ROW, and prevent unauthorized entry into the corridor.
- (x) Prevent theft of assets and report
- (xi) Attend to urgent maintenance for safety requirements.

(c) At all times, the Route Patrol In-Charge should have with him a list of telephone numbers and addresses of all concerned in providing the Road Users Services.

(d) On duty, all staff shall wear distinctive standard jackets having company LOGO, with night visibility. They are to deal with public and hence should be well trained to be courteous and helpful.

Service Quality

To achieve the above purpose and to satisfy the performance level, the Contractor shall provide sufficient number of fully equipped and manned patrol vehicles along with manpower to work in shifts for each patrol vehicle with adequate training for their tasks especially in first aid, maintenance of vehicle, including minor repairs.

The log books for Route Patrol Vehicle shall be maintained as per “Logging System” i.e. exact time of reaching at a particular incident and time of leaving the spot of incident.

The Contractor shall achieve the following Service Quality levels for the Route Patrols, by full conformity with the following requirements:

- (a) Conducting Route Patrols of the entire Road in each direction at a frequency of

one patrol every 12 hours of project highway as follows:

1.No patrol vehicle- To patrol from Muthaiga (A2 Junction) to Kiambu town

(b) Efficiently implement traffic management procedures at the place of accident/incident, in order to mitigate traffic problems for assuring the safety of road users and third parties commencing this action not later than 30 minutes.

(c) The evaluation of the Service Quality Levels shall be based, amongst other things, on the following main criteria:

(i) Percentage Availability of the Route.

Patrols operating along the road, calculated on an average weekly basis, should be at least 87.5% to allow one-hour lunch, one-hour dinner and one-hour change of shift. Change of shift, lunch, and dinner should be in alternate manner to allow presence of patrol vehicle on the road at all times.

(ii) Record of performance detailing the response of Route Patrols based upon reports filed by the Contractor's monthly reporting obligations as well as independent audit records developed by the Engineer. In case of differences the records of the Engineer shall prevail.

(iii) Functionality of communication equipment and availability of the patrol vehicle equipment.

Detection

The Engineer shall conduct ad-hoc inspection at least once in every fortnight by employing his personnel at any randomly selected location on

patrolling route to note the frequency of patrolling of patrol vehicles for comparing it with the expected frequency as mentioned above.

The Engineer's personnel can stop the patrol vehicle

anywhere and anytime to verify the requirements regarding the manpower, equipment and material supposed to be carried by patrol vehicle are met with or not.

For the purpose of assessing compliance, the Engineer will exercise his judgment on the basis of comparison with the requirements of the Contract. A penalty of Ksh 10,000/- for lack/malfunctioning radio communication and Ksh. 20,000/- for lack of any patrol vehicle equipment will be levied.

11.3 Recovery/Crane (Towing truck)

Vehicles with VTS

Recovery/Crane Vehicles of Minimum 7500cc

Shall be provided fully loaded with unique three stage telescopic boom, a tow bar assembly and a wheel lift assembly that can : tow heavy stalled truck.

Remove damaged, broken down, illegally parked, or otherwise inoperative, motorized and non-motorized vehicles from within the limits of the main carriageway and hard shoulders to make the road clear. The Contractor is not required to provide breakdown or recovery assistance to vehicles which require recovery from a level other than that of the highway (e.g. from the bottom of an embankment).

The recovery van/crane services shall be in good condition with a capacity of 30 metric tonnes or higher capacity as per the requirement of the incident. The Contractor shall monitor movement of the vehicle on 24X7 days a week basis. The persons deployed with the crane services should have adequate training for their tasks. All persons should wear distinctive reflective jackets with night visibility.

Service Quality

: Service Quality Levels will be met by the Contractor if it can be shown from records of the Breakdown Service, the Control Centres, Police and KeNHA that all calls for towing of vehicles received a response within reasonable time limit from the notice of breakdown and that action was taken within such a

period of time in excess of 87.5% of the cases unless, in the opinion of the Engineer, exceptional weather conditions made such a response impractical. The photographs of each incident shall be submitted monthly along with the statements and documents in approved formats.

The Contractor is to provide a recovery/crane vehicles to reach the site of the incident within 20 minutes of that call and make arrangements for safe movement of traffic within 45 minutes. The damaged vehicles involved in the accident shall be removed under the supervision of the Police. Should there be need for the towing truck to be called on the other neighboring road section the contractor should comply upon request by the Resident engineer or his representative

The Contractor is to keep records of all activity with regard to assistance noting the Time of Notification (call out), the nature of the problem, the action taken, and the time at which the vehicle was removed from the Highway.

The Engineer, on receipt of information about the vehicle breakdown, may depute his personnel to

breakdown site to verify from the victims whether they are provided the service as per expected service levels stipulated above or not. Carrying out above verification checks is left solely to the discretion of the Engineer and he may select any particular incident for verification on random basis.

Any deviation from expected service quality levels will be recorded by the Engineer and deductions will be made as per the deduction sheet in Table 11.9.

11.4 Ambulances and Paramedic Support

Contractor to make arrangement with red cross or other ambulance service providers and have an agreement which should be forwarded to the Resident Engineer. The Contractor is expected to avail the ambulance services to accident victims within 20 minutes after occurrence of an incident.

11.5 Emergency Vehicle

Scope	<p>During any road accident, disaster (natural or otherwise), or other extraordinary incident, such as fire or hazardous chemical and oil slippage, or to cater for rescue and recovery operations, there may be the need for the deployment of vehicles, equipment, and services which are not specifically provided for under this Contract.</p> <p>As part of his Incident Management System, the Contractor will arrange for the provision and deployment to the Highway of all necessary emergency and recovery services, vehicles and teams, by arrangement with Police, KeNHA, State Emergency Service Units, Local Transport Authorities and/or commercial organizations where appropriate.</p> <p>The Contractor is required to show that, as part of the Incident Management System, arrangements have been made for mobilization of all necessary vehicles within a reasonable period. Unless an item is included in the Bill of Quantities, no separate payment will be made for arrangement for the provision of Emergency Vehicles.</p>
Service Quality	<p>The Contractor will satisfy the Service Quality requirement if he can show conclusively that arrangements have been made for mobilization of all necessary emergency vehicles and reactive and recovery services, within a reasonable period</p>
<p>Road Control 11.6 Centres (1 No.)</p>	<p>The Contractor shall provide 1 No. Control centers</p> <ol style="list-style-type: none"> 1) for the Contractor (Central location along the project road) <p>: that will function as the hub for:</p> <ol style="list-style-type: none"> a) The Incident Management System. b) Communications System. c) A Source of Driver Information and Support. d) A Focus for all Automatic Traffic Managements System (VMS, CCTV, [Toll Plazas] etc.) whenever and wherever these have been installed on the Highway

However, Para (d) is beyond the scope of this Contract.

The Employer may, hand over to the Contractor, a fully or partially equipped Highway Control Centres, for the use of the Contractor for undertaking his related obligations under the Contract. However, if not so provided by the Employer, the Contractor must establish 1 No. Highway Control Centres -1 No. for the Contractor's to monitor condition of the highway 24/7. The Control room should be complete with parking and other facilities in temporary or rented accommodation suited to the purpose, at a location approximately at the midpoint of the project Highway Corridor Section, and approved by the Engineer. In this case, the Employer will not be in a position to provide land for such purposes and the erection of any such building, within the Highway ROW, will not be permitted.

Provision is to be made for space requirements, equipment, and the tasks expected from staff operating from the Control Centre. Where the Contractor needs to establish the Control Centre, it shall be with the approval of the Engineer, suitable for purpose and provided with adequate water and electrical power supply, with fully functional domestic drainage, and able to be connected to land line (terrestrial) telephone system.

Space required for the Control Centre is expected to be a building space of 150 to 180 sq. meters for radio communication system, emergency response system, IT infrastructure, staff, office plus parking space for 10 vehicles and access ways, equipment, documentation/manuals.

The Control Centres will be manned and operated by a competent and well-trained team of individuals capable of undertaking the duties and implementing the activities for the benefit and convenience of the road user.

Key personnel, as a minimum, to comprise a) Controller of Operations to coordinate all incoming, outgoing information, and actions required from time to time b) all necessary equipment operators and c) office assistants. Duties of key personnel would be to

- 1) develop good reports
- 2) monitor activities
- 3) identify type of emergency and inform authorities
- 4) initiate appropriate actions
- 5) coordinate various services
- 6) reports to Corridor Management Unit (CMU) of the Employer
- 7) ensure all equipment vehicle in functional condition

8) maintain filing system and good office environment.

The contractors control room will be commanding the operation captured above while the role of the RE's control room will be to monitor the operation and should there be any deviation of the user and operation mandate the RE's team will give the required instruction which should take precedence.

Incident
Management System

: 24 hours per day, and 7 days per week, the Contractor is required to implement and maintain a comprehensive Incident Management System, based in the Highway Control Centre, as part of its User and Operation Services requirements.

An Incident Management System should be capable of responding to and managing all accidents and emergency events occurring on the Highway, and will comprise aspects of anticipation, receipt and collation of information, detection and verification of event, and organization of a suitable response by coordinating the efforts of various agencies.

In addition, hazards associated with the highway should be identified and then eliminated or minimized to meet acceptable level of safety and security.

The Contractor should devise, prepare and submit his Incident Management System to the Engineer for approval. It should cover, as a minimum the following:

- (a) To develop and implement the provision and organization of incident response delivery in emergency situations.
- (b) To initiate and coordinate activities for the after effects of road accidents and other extraordinary events, causing reduction of road capacity.
- (c) To organize the prompt deployment of Patrol Vehicles, Recovery/Crane Vehicles and Ambulances as required and to liaise with State and other public/private bodies for the provision of other Emergency Services.
- (d) To plan for and to implement temporary traffic control and management of incidents.
- (e) To maintain and mobilize resources for necessary cleanup operations.

(f) To collate and report on the emergency incidents, by type, with full supporting data and details, to the Engineer, in the form of a monthly Incident Response Report.

Communication Systems

: The Control Centres will also function as the hub for communications for the Contract, especially in order:

(a) To disseminate information on road conditions to the public, wherever a VMS system has been installed as well as by arrangement for advance warning to be made through different media which require lane closures. The Control Centre will also need to respond on telephone enquiries, from road users, on highway and traffic condition and works programmes.

(b) To act as the nerve centre for any emergency response activity as part of the Incident Management System requiring radio and wireless communication service as well as telephone communication with various media, the Engineer and the Employer.

Service Quality:

: The Road Control Centre is provided, manned, and equipped in compliance with the requirements as stated above. The public, and road users in particular, are kept fully informed of all project-related and highway-operation matters.

Detection

Information about incidents shall be recorded in the control centre upon receipt from any of the following sources

- i. Contractor's Route Patrols,
- ii. Inspections by the Engineer/Employer,
- iii. Reports from road users and
- iv. Information given by others

The Engineer will verify the records of control centre manned by contractor once every fortnight. He will verify the information provided in records with his own site inspection records. The Engineer may verify at his discretion on random basis the recorded time of incident at control centre with the actual time of incident happening at site noted by him from his independent source of information.

Failure to meet service quality levels shall be treated as non - performance and shall be dealt with as provided for under relevant specification of the contract.

The response to incidents on the Highway of the various relevant and related requirements should have a success rate in excess of 95%.

Response Time

The time at which the information from any source is received in the control room shall be deemed to be time of incident detection and response time has to be counted from this time. The Engineer may verify at his discretion on random basis the recorded time of incident at control centre with the actual time of incident happening at site noted by him from his independent source of information.

A penalty of Ksh 20,000/- for each non-provision of specified facility, shortage of manpower and equipment including non-functioning will be levied.

11.7 Performance Standards for Route Operations:

Sl. No.	Serviceability Indicator	Required Maintenance Level	Frequency of Inspection to Ensure Required Level of Service
1	Frequency of road patrol	Every 6 hours on entire stretch (logging system)	Daily on regular basis
2	Tow away trucks, Recovery/Cranes	To reach the incident spot within 20 minutes of incident detection	Daily on regular basis
3	To make arrangement for safe movement of traffic	Within 45 minutes of the incident detection	Daily or regular basis
5	Removal of dead animals/birds	Within 45 minutes of incident detection	Daily on regular basis

11.8 Maintenance of Records and Reporting

11.8.1 The detailed Logging System for Incident Management Services shall be proposed by the Contractor and approved by the Engineer. The log books for Route Patrol Vehicle, Ambulance and Recovery Vehicles shall be maintained as per approved “Logging System”.

11.8.2 A Route Patrol Report and Incident Management Report covering the daily log records, equipment, manpower and the report on working of the Global position in respect of Patrol Vehicle(s), Ambulance(s) and Recovery Vehicle(s) shall be submitted on a daily basis to the Engineer. It shall also include the response time for all incidents pertaining to ambulance(s) and recovery vehicle(s).

11.8.3 The Contractor shall keep a record of the removal of accident/damaged vehicles by taking a dated photograph of the same and submit the daily report of accidents / incidents occurrence on the next day. The accident data for various project roads sections is to be also recorded and submitted by the contractor in the format approved for this purpose on monthly basis.

11.8.4 The Contractor shall be responsible for 24 x 7 working of VTS for route patrol vehicles Recovery Vehicles.

11.8.5 The Contractor shall submit VTS generated reports such as transit/stoppage/idle, average speed etc. on a daily basis and hard copies for entire month along with each monthly bill.

11.8.6 Signed attendance rolls of staff separately for Highway Control Centre, Route Patrol and Recovery Vehicles(s) giving details of the absenteeism shall be submitted to the Engineer on a daily basis.

11.8.7 The reports of all user and operational services shall be submitted weekly in the formats approved by the Engineer. Failure to submit the report as directed by the Engineer shall attract a penalty of Ksh 20,000/-per incidence.

11.8.8 The Contractor shall also submit the following documents along with each monthly statements of the work done:

- a. The reports as per formats approved by Engineer of accidents which occurred during the month.
- b. The photographs in hard and soft copies of all accidents and in soft copies for all other incidents.
- c. The photographs (in hard copy) of each incidence of damaged towed vehicle with use of Crane/Recovery Vehicle for entire month.
- d. A certificate of route patrol In-charge and the driver of the recovery vehicle stating that the services of crane for towing the damaged vehicle were made available free of charge.

Table 11.9: Amounts of Payment Reductions, and the Formula for Their Adjustment over Time

Contract Road:				Contract Name							
Road Section:										12	
County:										Nairobi Region	
Contract Month:				Month				Deduction			
No.	Service	Weeks	Required Compliance	Achieved Compliance	Achieved Compliance	Achieved Compliance	Achieved Compliance		Deduction Factor	REDUCTION	Payable
			Target	Achieved	Achieved	Achieved	Average				
1	Percentage Availability of the Route Patrols Operating along the road on an average weekly basis	Wk. 1	87.50 %				AVERAGE(E8:G11)	(Rate/Km*12*AVERAGE(D8:D11)-(Rate/Km*12*H8))	1.00	I8*K8	(32*Rate/Km)-L8
		Wk. 2	87.50 %								
		Wk. 3	87.50 %								
		Wk. 4	87.50 %								
PENALTIES											
2	Sufficient Communication Equipment to render staffs capable of direct communication with the highway Control Center	Base Radio	100.0 %	1	1	1	E14*F14*G14	10,000.00	IF(H14<1,"1","0")	I14*K14	L14*K14*(-1)
		Mobile Station 1	100.0 %	1	1	1	E15*F15*G15	10,000.00	IF(H15<1,"1","0")	I15*K15	L15*K15*(-1)
		Mobile Station 2	100.0 %	1	1	1	E16*F16*G16	10,000.00	IF(H16<1,"1","0")	I16*K16	L16*K16*(-1)
		Walkie Talkie 1	100.0 %	1	1	1	E17*F17*G17	10,000.00	IF(H17<1,"1","0")	I17*K17	L17*K17*(-1)
		Walkie Talkie 2	100.0 %	1	1	1	E18*F18*G18	10,000.00	IF(H18<1,"1","0")	I18*K18	L18*K18*(-1)
		Safety Cones	100.0 %	1	1	1	E19*F19*G19	10,000.00	IF(H19<1,"1","0")	I19*K19	L19*K19*(-1)
3	Timely Replacement of patrol vehicles	Patrol Vehicle	100.0 %	1	1	1	E20*F20*G20	30,000.00	IF(H17<1,"1","0")	I20*K20	L20*K20*(-1)

4	Sufficient equipment in patrol vehicles to render patrol vehicles fully operational	Equipment	100.0 %	1	1	1	E21*F21*G21	20,000.00	IF(H17<1,"1","0")	I21*K21	L21*K21*(-1)
TOWING TRUCK											
				No. of Non Responses	Allowable Tolerance	No. of Non Responses after Tolerance	Achieved Compliance	Deduction	Deduction Factor	REDUCTION	Payable
5	Response time for Recovery vehicles	Towing truck	100.0 %		5	E23-F23	IF(G23<1,"0","1")	20,000.00	0.50	I13*K13	L13*K13*(-1)
	Payable in Kilometers										SUM(M8: M21)/Rate per Km
	Amount Payable										SUM(M8: M21+M23)
	Contractor's Representative:										
							Resident Representative:	Engineer's			

12 Handover Report

Immediately prior to the completion of the contract, the Contractor shall prepare a Handover Report and submit to the employer. The purpose of the Handover Report is to provide a smooth transition to the next contract and ensure that the next contractor is aware of any outstanding issues. The Report will:

- a) Summarize any unresolved issues;
- b) Include the most recent complete set of data on the roads covered by the contract, and
- c) Provide the following details as shall be agreed by the Engineer:
 - i) A schedule of outstanding defects.
 - ii) Any unresolved issues, especially those that may impact on the next Contractor.
 - iii) Details of any sensitive issues.
 - iv) Any on-going special monitoring/maintenance needs

SECTION VI-B: SPECIFICATIONS ON INSTRUCTED WORKS

The following specifications shall be used in the Tender

1. STANDARD SPECIFICATIONS - Standard Specifications refers to the Standard Specifications for Road and Bridge Construction, 1986 Edition
2. The Standard Road Maintenance Manual
3. The Special Specifications – Detailed hereunder

101 SPECIAL SPECIFICATIONS

Special specification is supplementary to the Standard Specifications and the two must be read in conjunction. In any case where there appears to be conflict between the two then the Special Specifications will take precedence.

102 LOCATION OF CONTRACT

The project is located in Nairobi and Kiambu County of Nairobi Region. The project road starts at A2 junction (Muthaiga) and proceeds in a Northerly direction through CID headquarters and terminates at Kiambu. The total length of this road is approximately 12 Km.

The Road is a single carriageway with exceptionally high traffic.

The total length of the road is approximately 11Km with the section between Km 5+000 to Km 5+500 being a dual carriageway therefore making road 24Lane Kilometers.

103 EXTENT OF CONTRACT

The works to be executed under the Contract comprise mainly but not limited to the following as shall be directed by the Engineer;

- General: Office Administration and Overheads
- Benching of sections to be improved
- Provide and lay 35mm AC on shoulders on selected sections.
- Provide and lay 35mm AC on carriageway on selected sections
- Protection works: Provision of gabion boxes and stone pitching on selected drainage structures of the road as directed by the Engineer
- Drainage works: Provision of access culverts (600mm and 900mm dia), drain and culvert cleaning as instructed by the Engineer.
- Shoulder repairs on selected sections of the road as directed by the Engineer
- Pothole patching, regulation and surfacing using asphalt Type 1 on selected sections
- Reinstatement of road furniture as directed by the Engineer: This will include reinstatement of road marking, road signs and safety fences
- Provision of Road Marking and other specified Road Furniture
- Performance based maintenance of the carriageway, road reserve and structures to the required service level
- Any other works as may be instructed by the Engineer

Any other activity not listed above in either category but deemed to be necessary by the Engineer, shall be subject to the Engineer's formal instructions within the mode of payment stipulated either by day works or on a measured basis.

104 PROGRAMME OF EXECUTION OF THE WORKS

The contractor shall provide the works programme, required under clause 14 of the Conditions of Contract, within 14 days of receipt of the Engineer's Order to commence work.

The programme shall be co-ordinated with climatic and other conditions to provide for the completion of the works in the order and by the time specified.

The Contractor shall carry out the contract in accordance with the programme agreed with the Engineer, but he shall in no manner be relieved by the Engineer's approval of the programme, of his obligation to complete the works in the prescribed order and by the prescribed completion date and he shall from time to time review his progress and make such amendments to his rate of execution of the works as may be necessary to fulfil his obligations.

105 ORDER OF EXECUTION OF WORKS

In addition to Clause 105 of the Standard Specification the Contractor shall carry out the Works such that a continuous and consecutive output of fully completed work is achieved.

107 TAKING OVER CERTIFICATE

The minimum length of the road for which a certificate will be issued under clause 48 of the conditions of Contract shall be a whole length of the road substantially completed.

109 NOTICE OF OPERATIONS

(a) Add the following sub- Clause.

Notification Terms

It shall be the Contractor's responsibility to notify the Engineer when any item of works scheduled are completed and ready for approval, and the contractor shall give sufficient notice to allow control test to be performed.

Explosive and Blasting

(b) The requirements of the Laws of Kenya governing explosives and other requirements and regulations of Government of Kenya and other authorities shall be complied with.

(c) No explosives of any kind shall be used without prior written consent of the Engineer.

The Contractor shall be solely responsible for the provision, handling, storage and transporting of all explosives, ancillary materials and all other items of related kind whatsoever required for blasting.

120 PROTECTION OF EXISTING WORKS AND SERVICES

The Contractor shall acquaint himself with the position of all existing services such as sewers, water drains, cables for electricity and telephone, lighting and telephone poles, water mains, etc., before commencing any excavation or other work likely to affect the existing services.

The cost of all plant, equipment and materials, labour, technical and professional staff, transport and the like necessary for determining the locations of existing services, including the making good of any damage caused to such services all to the satisfaction of the Engineer, shall be deemed to be included in the tender rates. No other payment shall be made for the costs of such operations, nor for the making good of damage caused thereby to the existing services.

The Contractor shall be held responsible for injury to existing structures, works or services and shall indemnify and keep indemnified the Employer against any claims in this respect (including consequential damages).

124 LAND FOR ALL CAMPS SITES AND FOR THE CONTRACTOR'S OWN PURPOSES, INCLUDING TEMPORARY WORKS.

Notwithstanding Clause 124 of the Standard Specification all requirements of land for temporary works and construction purposes shall be to the approval of the Engineer but the Contractor will make all necessary arrangements with the property owners concerned and pay all charges arising therefrom. On or before completion of the Contract, the Contractor shall remove all temporary works and shall restore all such land to the condition in which it was immediately prior to the occupation thereof as far as is reasonable and practicable. No separate payment will be made to the Contractor on account of these items and the Contractor must make due allowance for them in his rates.

Notwithstanding Clause 120 of the Standard Specifications, the Contractor shall be required to appoint competent surveyors who will liaise with the Engineer on matters related to the demarcation of the existing road reserve, site measurements, removal and reinstatement of existing services.

128 STORAGE OF MATERIALS

All materials shall be stored on Site in a manner approved by the Engineer and the Contractor shall carefully protect from the weather all work and materials which may be affected thereby.

129 TEST CERTIFICATES

When instructed by the Engineer the Contractor shall submit certificates of test from the suppliers of materials and goods required in connection with the works as the Engineer may require.

Such certificates shall certify that the materials or goods concerned have been tested in accordance with the requirements of the specifications and shall give the results of all the tests carried out. The Contractor shall provide adequate means of identifying the materials and goods delivered to the site with the corresponding certificates.

131 SIGNBOARDS

The Contractor shall provide and erect two (2) publicity signs on the site as directed. The Engineer shall, as shown in the Drawings, direct the minimum dimensions and thickness of the steel framework and sheet. The framework and sheet shall be prepared and painted black, while the ring at the top of the supporting frames shall be painted white. The wordings and KeNHA's logo shall be printed on backlit sticker paper resistant to the effects of weather using reflectorized paint or material approved by the Engineer. The colours, fonts and heights of the letters shall be as indicated on the attached drawings and as directed by the Engineer.

- (a) After extraction of materials, all borrows pits shall be backfilled to the satisfaction of the Engineer. In particular borrow pits near the project road shall be backfilled in such a way that no water collects in them.
- (b) Spilling of bitumen fuels Oils and other pollutants shall be cleared up.
- (c) Including removal of excavated material from the pavement to spoil.

Signboard shall be removed and transported to KeNHA's Yard at the end of Defects Liability Period.

137 ATTENDANCE UPON THE ENGINEER AND HIS STAFF

<u>Designation</u>	<u>Number</u>
Deputy Director/PEE	1
Deputy Director/RE	1
Senior Engineer/A.R.E	1
Engineer	1
Inspector	1
Assistant Engineer-Project	1
Inspector-Project	1
Assistant Inspector-Project	1
Laboratory Technician	1
Assistant Surveyor/Leveller	1
Chainman	2
Secretary	1
Office Assistant	1

Laboratory Attendant	2
Interns (Project)	2

and shall be paid for under Item 01-80-030A of the Bill of Quantities.

In addition to the above listed staff, the Employer will attach under training or internship/Industrial attachment additional number of technical staff comprising Engineers, Inspectors, Surveyors and Materials Technologists. These staff shall be paid a stipend as shall be directed by the Engineer and the Contractor shall be reimbursed under Item 01-80-030A of the Bill of Quantities.

138 VEHICLES AND DRIVERS FOR THE ENGINEER AND HIS STAFF AND METHOD OF PAYMENT

In addition to provisions of the Clause 138 of the Standard Specification, the Contractor shall when instructed to do so provide, fuel and maintain in good working conditions, with driver, the number and type of vehicle specified in the **Bill of Quantities** for exclusive use of the Engineer and his staff throughout the Contract.

The Contractor shall insure comprehensively the vehicles for any licensed driver and shall provide competent drivers during normal working hours and whenever required by the Engineer.

Should any vehicle supplied not be in road worthy condition, the Contractor shall provide equivalent replacement vehicle until such time as the original vehicle is repaired to the satisfaction of the Engineer and returned for use.

Payment for the vehicles up to 4,000Km shall be by months. Payment for mileage above 4,000Km shall be made at a rate per kilometer. The payment shall be inclusive of all fuels, lubricants, servicing, insurance, maintenance, drivers and repairs. The rate shall include any overtime the driver might be due or any other allowance to the normal working hours. Payment shall be made under relevant items in Bills of Quantities No. 1.

The vehicles provided under this clause shall revert to the Contractor.

139 MISCELLANEOUS ACCOUNTS

The Contractor maybe instructed by the Engineer to make payments of general miscellaneous accounts for such items as stationary, stores and equipment and miscellaneous supervision personnel and claims or the Engineer may direct the Contractor to purchase or pay for the above.

The Contractor will be paid on a prime cost basis plus a percentage for overheads and profits under appropriate items in the Bills of Quantities.

140 PAYMENT OF OVERTIME FOR ENGINEER'S JUNIOR STAFF

If the Contractor wishes to execute permanent work outside the Engineer's normal working hours, as stated in Clause 108 of this Specification, then the payment for the overtime for Engineer's support staff shall be paid by the Contractor, at the latest Ministry of Labour rate.

142 ENVIRONMENTAL PROTECTION (where applicable)

The Contractor shall comply with the Statutory Regulations in force in Kenya regarding environmental protection and waste disposal, and shall liaise with the National Environmental Management Agency (NEMA).

Within four (4) weeks of the order to commence work, the Contractor shall prepare and submit a specific Environmental Management Plan for the project and his operations, relating to the approved Environmental Impact Assessment. The Environmental Management Plan shall outline potential environmental hazards and risks, and provide an action plan to deal with the hazards, minimise the risks, and mitigate adverse environmental impacts, and include a general decommissioning plan covering all relevant aspects of the project. The Environmental Management Plan shall identify monitoring indicators and reporting requirements.

The Contractor shall be required to submit environmental progress reports to the Engineer every three (3) months.

The Contractor shall ensure so far as is reasonably practicable and to the satisfaction of the Engineer; that the impact of the construction on the environment shall be kept to a minimum and that appropriate measures are taken to mitigate any adverse effects during the construction.

- (a) The Contractor shall exercise care to preserve the natural landscape and shall conduct his construction operations so as to prevent any unnecessary destruction, scarring, or defacing of the natural surroundings in the vicinity of the work. Except where clearing is required for permanent works, all trees, native shrubbery, and vegetation shall be preserved and shall be protected from damage by the Contractor's construction operations and equipment. All unnecessary destruction, scarring, damage or defacing resulting from the Contractor's operations shall be repaired, replanted, reseeded or otherwise corrected as directed by the Engineer, and at the Contractor's expense.

- (b) The Contractor shall ensure that measures are in place to control soil erosion and water pollution, by use of berms, dykes, silt fences, brush barriers, dams, sediment basins, filter mats, netting, gravel, mulches, grasses, slope drains, contour banks, and other erosion control devices and methods. Temporary erosion control provisions shall be coordinated with permanent erosion control features to assure economical, effective and continuous measures throughout the period of the works. The Contractor's attention is drawn to the requirements of Clause 502, in that works need to be progressively finished so that permanent vegetation can establish quickly to mitigate soil erosion and erosion of drains.
- (c) The Contractor shall provide all the labour, equipment, materials, and means required and shall carry out proper and efficient measures wherever and as often as necessary to minimise the dust nuisance.
- (d) The Contractor shall comply with all applicable Kenyan laws, orders and regulations concerning the prevention, control and abatement of excessive noise. Blasting, use of jackhammers, pile driving, rock crushing, or any other activities producing high-intensity impact noise may be performed at night only upon approval of the Engineer.
- (e) Immediately after extraction of materials, all borrows pits shall be backfilled to the satisfaction of the Engineer. In particular borrow pits near the project road shall be backfilled in such a way that no water collects in them.
- (f) Spilling of bitumen fuels Oils and other pollutants shall be cleared up.
- (g) The Contractor's attention is drawn to the requirements of the Standard Specification in regard to the environment and in particular to the following clauses:
 - Clause 115: Construction Generally
 - Clause 116: Protection from Water
 - Clause 136: Removal of Camps
 - Clause 605: Safety and Public Health Requirements Clause
 - Clause 607: Site Clearance and Removal of Topsoil and Overburden
- (h) Payment in respect of this Clause 142 is included as a Lump Sum in the Bill of Quantities. Payment of the Lump Sum will be by equal monthly instalments over the period of the Contract excluding the Period of Maintenance. The total sum of the instalments shall not exceed the Lump Sum, and payment of the monthly instalment will only be made for that

month if the Engineer is satisfied that the Contractor has fully complied with the requirements of Clause 142, otherwise the Contractor shall forfeit such instalment.

SECTION 2: MATERIALS AND TESTING OF MATERIALS

205 SOILS AND GRAVEL

All materials testing shall be in accordance with section 2 of the Standard Specifications

SECTION 3 - SETTING OUT & TOLERANCES

301 SETTING OUT

- a) In addition to the provisions of clause 3.01(a) if the traverse points to be used for the setting out are close to the existing carriageway and interfere with construction works then the Contractor will have to relocate them to a location where they will not be disturbed. The co-ordinates and heights of all traverse points so located shall be listed and provided to the Engineer for checking and/or approval. Contractor shall also monument the new centreline every 200m along straight and all salient points along curves by a pin in the concrete beacon before commencement of any works.

The road reserve boundary posts shall have 12mm diameter steel pins embedded in concrete, 200mm long with 25mm exposed to the air, sticking out from its top surface. This pin shall be co-ordinated and heighted and result of the same shall be provided to the Engineer for approval. Cost of these works shall be included in the rates as no separate item has been provided.

Commencement of the works shall not be permitted until this basic survey data has been provided and approved by the Engineer for at least 2 Kms of the road.

- b) Detailed Setting Out

Reference pegs shall be 50mm by 50mm in section 600mm long driven 400mm firmly into ground and painted white above the ground. The offset from centre line shall be indicated by small nail 20mm to 25mm long with its head driven flush with the top of the peg.

Chainages, offset and reference elevation shall be clearly indicated to the sides of the peg to the satisfaction of the Engineer.

After cutting of benches and prior to commencement of earthworks or subgrade works, Contractor shall take cross-sections again and submit the copy of the same to Engineer for agreement. These cross-sections shall then be used as basis of measurement for all subsequent layers, unless otherwise stated.

SECTION 4- SITE CLEARANCE AND TOP SOIL STRIPPING

401 SITE CLEARANCE

Site Clearance shall be carried out as directed by the Engineer.

REMOVAL OF TOPSOIL

Topsoil shall include up to 200mm depth of any unsuitable material encountered in existing or newly constructed drains, drainage channels, and accesses.

SECTION 5: EARTHWORKS

504 PREPARATION PRIOR TO FORMING EMBANKMENT

Where benching of the existing pavement is required to accommodate earthworks subgrade or subbase for widening of the road, the rate for compaction of existing ground shall be deemed to cover this activity.

Excavation in the pavement of the existing road shall be kept dry. In the event of water penetrating the underlying layer, construction of the subsequent layers shall be postponed

until the underlying layers are dry enough to accommodate the construction plant without deforming or otherwise showing distress.

Step construction shall be carried out per layer at the joint where excavating both vertically and perpendicular to the direction of the travel. The step shall be 500mm perpendicular to the direction of the travel and 150mm vertical unless otherwise instructed by the Engineer.

Special care shall be taken when compacting the new material at the joint ensuring that specified density is achieved.

505 CONSTRUCTION OF EMBANKMENTS

Only material approved by the Engineer shall be used for fill in embankments.

Material with high swelling characteristics or high organic matter content and any other undesirable material shall not be used, unless specifically directed by the Engineer. Unsuitable material shall include:

- (i) All material containing more than 5% by weight of organic matter (such as topsoil, material from swamps, mud, logs, stumps and other perishable material)
- (ii) All material with a swell of more than 3% (such as black cotton soil)
- (iii) All clay of plasticity index exceeding 50.
- (iv) All material having moisture content greater than 105% of optimum moisture content (Standard Compaction)

Subgrade: Shall mean upper 300mm of earthworks either in-situ or in fill and subgrade shall be provided for as part of earthworks operation and payment shall be made as “fill”. The material for subgrade shall have a CBR of not less than 8% measured after a 4-day soak in a laboratory mix compacted to a dry density of 100% MDD (AASHTO T99) and a swell of less than 1%.

Subgrade repair: Where directed by the Engineer, any localized failure in the subgrade shall be repaired by filling in selected soft, hard or natural of minimum CBR 30% and compacted in accordance with clauses in the specifications applying to normal subgrade.

Embankment repair: Where directed by the Engineer, any localized filling in soft, hard or natural; selected material requirements shall be executed with Clause 505.

508 COMPACTION OF EARTHWORKS

At pipe culverts, all fill above ground level around the culverts shall be compacted to density of 100% MDD (AASHTO T.99) up to the level of the top of the pipes or top of the surround(s), if any and for a width equal to the internal diameter of the pipe on either side of the pipe(s) or surround(s) as applicable.

At locations adjacent to structures, all fill above ground level up to the underside of the subgrade shall be compacted to density of 105% MDD (AASHTO T.99). In case of fill around box culverts this should be carried out for the full width of the fill and for a length bounded by the vertical plane passing through the ends of the wing-walls.

Notwithstanding the provision of clause 503 of the standard Specification, Compaction of subgrade material (i.e., material immediately below formation) in cut areas shall not be carried out by the contractor in areas where the formation is formed in hard material, unless the Engineer issues specific instructions to the contrary are issued.

Where improved sub-grade material shall be required, this shall be compacted and finished to the same standards and tolerances as those required for normal subgrade and clauses in the specifications applying to normal subgrade shall also apply.

511 BORROW PITS

The first part of the Standard Specification is amended as follows: -

Fill material which is required in addition to that provided by excavation shall be obtained from borrow pits to be located and provided by the Contractor but to the approval of the Engineer contrary to what has been stated.

517 MEASUREMENT AND PAYMENT

Notwithstanding the provisions of clause 517 of the standard specifications, the rate for compaction of fill in soft material shall allow for the requirements of clause 508 of the special specification and no extra payment shall be made for compaction around pipe culverts (100% MDD AASHTO T.99).

SECTION 6 - QUARRIES, BORROW PITS, STOCKPILES AND SPOIL AREAS

601 GENERAL

Notwithstanding any indications to the contrary in the Standard specification the Engineer will not make available to the Contractor any land for quarries, borrow pits, stockpiles and spoil areas, except for those areas in road reserves specifically approved by him.

The contractor will be entirely responsible for locating suitable sources of materials complying with the Standard and Special Specifications, and for the procurement, Wining, haulage to site of these materials and all costs involved therein. Similarly, the contractor will be responsible for the provision and costs involved in providing suitable areas for stockpiling materials and spoil dumps. Should there be suitable sites for spoil dumps or stockpiles within the road reserve forming the site of the works the Contractor may utilise these subject to the approval of the Engineer.

No additional payment will be made to the Contractor to cover costs arising from the requirements for this Clause and the Contractor must include these costs in the rates inserted into the Bills of Quantities.

602 MATERIAL SITES

The information on possible material sites is given for the general guidance of bidders. Bidders are however advised to conduct their own investigation as the information contained therein is neither guaranteed nor warranted

603 PROVISION OF LAND

Notwithstanding any indications to the contrary in the Standard specification the Engineer will not make available to the Contractor any land for quarries, borrow pits, stockpiles and spoil areas, except for those areas in road reserves specifically approved by him.

The contractor will be entirely responsible for locating suitable sources of materials complying with the Standard and Special Specifications, and for the procurement, Wining, haulage to site of these materials and all costs involved therein. Similarly, the contractor will be responsible for the provision and costs involved in providing suitable areas for stockpiling materials and spoil dumps. Should there be suitable sites for spoil dumps or stockpiles within the road reserve forming the site of the works the Contractor may utilise these subject to the approval of the Engineer.

No additional payment will be made to the Contractor to cover costs arising from the requirements for this Clause and the Contractor must include these costs in the rates inserted into the Bills of Quantities.

605 SAFETY AND PUBLIC HEALTH REQUIREMENTS

In addition to clause 605, the contractor shall allow for professionals to conduct lectures to the workers regarding the spread of HIV/Aids.

SECTION 7 - EXCAVATION AND FILLING FOR STRUCTURES

703 EXCAVATION OF FOUNDATIONS FOR STRUCTURES

Unless otherwise instructed by the Engineer, all excavated surfaces in material other than hard material, on which foundations for structures shall be placed, shall be compacted to 100% MDD (AASHTO T.99) immediately before structures are constructed.

Thus in Standard Specification, Paragraph 4, last line: - Replace "95%" with "100%".

707 BACKFILLING FOR STRUCTURES

Unless otherwise instructed by the Engineer, all backfilling material shall be compacted to a minimum of 100% MDD (AASHTO T.99).

709 EXCAVATION FOR RIVER TRAINING AND NEW WATER COURSES

Payments for river training and establishment of new watercourses shall only be made where such work constitute permanent works. Works done for road deviation or other temporary works shall not qualify for payment.

710 STONE PITCHING

Stone pitching to drains, inlets and outlets of culverts to embankments and around structure shall consist of sound unweathered rock approved by the Engineer. The stone as dressed shall be roughly cubical in shape with minimum dimensions of 150 x 150mm for normal thickness of stone pitching. Cement mortar Grouting will be done for all stone pitching areas and the top line of the

stone pitching should be grouted/sealed with concrete class 15/20. The cement shall be mixed with sand in the ratio of 1:3 by volume to form the grout.

The surface to receive the pitching shall be compacted and trimmed to slope and the stone laid, interlocked and rammed into the material to give an even finished surface. Soil erosion is rampant along the project location and this can be minimised by ensuring that proper protection works is carried out along the drains using stone pitching. Most of the sections shall be stone pitched especially areas where we have steep slopes to minimise undermining of the road by rain water or as may be instructed by the Engineer.

In areas where stone pitching has been damaged, the Contractor shall identify such areas and notify the Engineer for his agreement of the extent of the Works required and his approval and instructions to proceed with the Works. Stone Pitching Repair and reconstruction shall be carried out in accordance with Clause 710 of the Standard Specifications.

711 GABIONS

Where instructed by the Engineer the Contractor will install gabions as protection works to washout areas or bridge Piers and or Abutments. Gabions shall be constructed in accordance with Clause 711 of the Standard Specification.

In cases where existing gabions have been damaged, the Contractor shall identify them and notify the Engineer for his agreement of the extent of the Work required and his approval and instructions to proceed with the Works.

The Works shall involve removal of the damaged gabions / rocks, excavation to the correct levels and grades as directed by the Engineer, and in accordance with Clause 711 of the Standard Specifications and reconstruction with new gabions and other necessary materials as necessary

712 RIP-RAP PROTECTION WORK

Quarry waste or similar approved material shall be used to backfill scoured and eroded side, outfall and cut-off drain. The material shall be compacted to form a flat or curved surface preparatory to stone [pitching of drainage channels, existing and new scour checks as directed by the Engineer.

The surface to receive the pitching shall be compacted and trimmed to slope and the stone hand laid, interlocked and rammed into the material to give an even finished surface. The interstices of the Pitching shall be rammed with insitu material. The insitu material immediately behind the pitching shall be compacted to minimum density of 100% MDD compaction (AASHTO T.99)

714 BACKFILL BELOW STRUCTURES

Where instructed this shall be carried out in compliance with the requirements of Clause 507 and 804 of the Standard Specification.

SECTION 8 - CULVERTS AND DRAINAGE WORKS

801 SCOPE OF SECTION

The operations specified in this section apply to the installation of drainage works and reinstatement and improvement of the same.

In addition, this Section covers: -

- Extending of existing 450mm, 600mm and 900mm diameter pipes to be compatible with the increased road width or access.
- Desilting and cleaning of existing pipes and outfall drains to make them free flowing.

804 EXCAVATION FOR CULVERTS AND DRAINAGE WORKS

In the Standard Specifications, make the following amendments: -

- (a) In paragraph 6, line 3, and in paragraph 7, line 5 and in paragraph 11, line 6, delete "95%" and insert "100%".
- (b) Removal of Existing Pipe Culverts

Where instructed by the Engineer, the Contractor shall excavate and remove all existing blocked or collapsed culvert pipes of 450mm, 600mm and 900mm diameter including concrete surround, bedding, inlet and outlet structure.

The void left after removal of culvert pipes shall be widened as necessary to accommodate new concrete bedding, pipe and haunching.

The payment of this work shall be per linear metre of pipes removed, and the volume in m³ of inlet/outlet structure removed. The void left by removal of these pipes shall be carefully preserved in order to accommodate replacement of 450mm, 600mm or 900mm diameter pipe culverts as shall be directed by the Engineer.

(c) Removal of Other Existing Drainage Structures

When instructed by the Engineer, the Contractor shall demolish or remove any other structure and payment for this shall be made on day work basis.

(d) Excavation for Culverts and Drainage Works

The Contractor shall carry out all excavations for new culverts and drainage works to the lines, levels, inclinations, and dimensions shown on the drawings or as instructed by the Engineer.

805 EXCAVATION IN HARD MATERIAL

In the Standard Specifications, Sub-clauses 805(a) and 805 (b) delete "95%" and insert "100%".

In sub-clause 809(a), paragraph 1, line 1, substitute "95%" with "100%".

In sub-clause 809(c), paragraph 2, line 4, between the words "compacted" and "and shaped" insert the words "to 100% MDD (AASHTO T.99)".

Hard material is material that can be excavated only after blasting with explosives or barring and wedging or the use of a mechanical breaker fitted with a rock point in good condition and operated correctly. Boulders of more than 0.2m³ occurring in soft material shall be classified as hard material.

809 BEDDING AND LAYING OF PIPE CULVERTS

Concrete pipes shall be laid on a 150mm thick concrete bed of class 15/20 and the pipes shall be bedded on a 1:3 cement: sand mortar at least 50mm thick, 150mm wide and extending the full length of the barrel.

The rates inserted shall allow for compaction of the bottom of excavation to 100% MDD (AASHTO T.99).

810 JOINTING CONCRETE PIPES

The concrete pipes for the culverts shall have ogee joints and will be joined by 1:2 cement: sand mortar and provided with fillets on the outside as described in clause 810 of the Standard Specification.

812 BACKFILLING OVER PIPE CULVERTS

In the Standard Specifications, clause 812

- a) Wherever the expression "dry density of 95% MDD (AASHTO T. 99)" occurs delete and replace with "dry density of 100% MDD (AASHTO T.99)".

The rates entered for laying of pipe culverts shall allow for backfilling to pipe culverts and compacting to 100% MDD (AASHTO T.99) and these works shall not be measured and paid for separately.

814 SUBSOIL DRAINS

In the event of excavation for repairs exposing local seepage, springs or unacceptably high-water table, the Engineer may instruct the provision of counter fort or French drains.

These drains shall consist of a trench excavated to the alignment, width, depth and gradient instructed by the Engineer, and backfilled with approved compacted clean hard crushed rock material as specified in clause 815 of the standard specification. Where these drains lie within the carriageway the carriageway shall be reinstated with compacted stabilised gravel and surfaced with hot asphalt or a surface dressing as instructed by the Engineer.

815 INVERT BLOCK DRAINS AND HALF ROUND CHANNELS

Invert Block Drains and Half Round Channels shall be constructed as shown in the drawings provided in accordance with the Standard Specifications where directed by the Engineer.

817 REPAIRS TO DRAINS

817.1 Cleaning, construction and Repair of Existing Drains

In areas of existing side drains, mitre or outfall drains where such are blocked, the Engineer shall instruct the Contractor to clean and clear the drains to free-flowing condition.

The work shall consist of:

- (a) Stripping and removal of any extraneous material to spoil including vegetation and roots in the drains to the satisfaction of the engineer.
- (b) Spreading of any spoil to the satisfaction of the Engineer.

Shaping the drains to free-flowing condition as directed by the Engineer and: -

- i. Removing any broken side slabs for inverted block drains and replacing with new ones.
- ii. Or removing any broken inverted block drains and replacing with Concrete class 20/20 and A142 BRC reinforcement.

Measurement and Payment for cleaning drains shall be by linear metre of drain cleaned measured as the product of plan area and vertical depth of extraneous material instructed to be removed. Where insitu concrete is used measurement will be on cubic metre of concrete and BRC area or weight in relevant unit e.g., Kg, Tonnes etc. No extra payment will be made for removal of vegetation and roots.

817.2 Channels

The Engineer may instruct that the Contractor provides open channels in place of existing subdrains where the latter may be damaged or in any other place. The rates entered by the Contractor in the bills of quantities must include for removal and disposal of any subdrain material, excavation to line and level, backfilling and compaction as directed by the engineer. The channels shall be constructed of precast class 20/20 concrete of minimum 80mm thickness and lengths or widths not exceeding 1000mm. Joints shall be at least 15mm wide filled with 1:2 cement sand mortar.

817.3 Rubble fills for protection work

Quarry waste or similar approved material shall be used to back fill scoured and eroded side, outfall and cut-off drains. The material shall be compacted to form a flat or curved surface preparatory to stone pitching of drainage channels, existing and new scour checks as directed by the Engineer.

817.5 Gabions

Gabions shall be constructed in accordance with clause 711 of the standard Specification.

817.6 Spoil Material

The Contractor shall be responsible for removal from site of all materials excavated in the course of undertaking works in this section of the specifications, unless suitable for re-use, and deposit of the material in a spoil dump to be approved by the Engineer.

818 SCOUR CHECKS

Scour checks are to be constructed in mass concrete in accordance with clause 818 of the standard Specifications and the drawings as shall be provided.

819 CLEANING AND MAINTENANCE

819.1 Desilting of Pipe Culverts

Where instructed, Contractor shall desilt the existing pipe culverts by removing all the material from the pipe to make them clean and free flowing.

Measurement and payment shall be by the linear metres of pipes de-silted, regardless of diameter size.

SECTION 9 - PASSAGE OF TRAFFIC

903 MAINTENANCE OF EXISTING ROADS

The Contractor shall maintain the existing project road ahead of works using compacted asphalt concrete type I in accordance with the provisions in clause 1601B – 1607B of the Special Specifications or gravel material depending on the nature of the wearing course surface.

904 CONSTRUCTION OF DEVIATIONS

(a) General

In addition to requirement of this clause, the Contractor shall construct and complete deviations to the satisfaction of the Engineer before commencing any permanent work on the existing road. Also, during these works the contractor is supposed to provide a detour of adequate pipe culverts for pedestrian and traffic crossing where there is bridge works.

Subject to the approval by the Engineer, the Contractor may maintain and use existing roads for deviation. Payment for this, made in accordance with clause 912 (a) (i), shall be by the Kilometre used depending on the type of road used, whether bituminous or earth/gravel. The rates shall include for the provision of materials and the works involved.

b) Geometry

- i. The carriageway width of the deviations shall not be less than 6m wide and suitable for 2-way lorry traffic unless otherwise specified.
- ii. The carriageway width of the deviations shall not be less than 3.5 m wide and suitable for 1-way lorry traffic unless otherwise specified.

c) Construction

Unless otherwise instructed gravel wearing course for the deviation shall be 150 mm compacted thicknesses complying with section 10 of the Standard Specification. The CBR at 4-day soak shall not be less than 25 and the PI range shall be 15- 20. The Contractor shall allow in his rate for removal of any unsuitable material before placing of gravel wearing course, as this will not be paid for separately.

In addition to provision of this clause, Contractor is required to sprinkle water at least 4 times a day at the rate of 1 to 1.4 litres/Square meter in regular interval to minimise the effects of dust. Latest sprinkling time shall be one hour before the sunset.

Where existing neighbouring roads are used as deviation, Contractor shall carry out repairs and maintenance in parent materials used for the existing base and surfacing of the road being used.

906 PASSAGE OF TRAFFIC THROUGH THE WORKS

The Contractor shall arrange for passage of traffic through the works during construction whenever it is not practicable to make deviations.

Any damage caused by passing traffic through the works shall be made good at the contractor's own cost.

907 SIGNS, BARRIERS AND LIGHTS

Contractor shall provide signs, barriers and lights as shown in the drawing in Book of Drawings at the locations where the traffic is being carried off the existing road to the deviation and back again to existing road. The Contractor shall provide ramps and carry out any other measures as instructed by the Engineer to safely carry traffic from the road to deviation.

Contrary to what has been specified in this clause the road signs provided shall be fully reflectorized and in conformity with clause 9.1 of the "Manual for Traffic Signs in Kenya Part II".

909 ASSISTANCE TO PUBLIC

In addition to provision of clause 909, Contractor shall maintain close liaison with the relevant authorities to clear any broken down or accident vehicles from the deviations and the main road, in order to maintain smooth and safe flow of the traffic. Further, the Contractor shall provide a traffic management plan to be approved by the Engineer before the commencement of any construction works and execute the same, to the satisfaction of the Engineer, during the entire period of project implementation. **A draft traffic management plan shall be submitted with Bid.**

912 MEASUREMENT AND PAYMENT

Construct Deviation

Road Deviation

The Contractor shall be paid only 50% of the rate when he completes deviation road to the satisfaction of the Engineer. The balance shall be paid in equal monthly instalments over the contract period, as he satisfactorily maintains the deviation (as per clause 904 and 905 above) when it is in operation.

Where existing neighbouring road has been used as deviation, payment shall be by the kilometre rate and shall include the cost of repairs and maintenance of the road carried out in parent base and subbase materials.

Maintain existing road

Asphalt Concrete or gravel for maintaining the existing road shall be measured by the cubic metre placed and compacted upon the road

Passage of traffic through the works

Payment shall be made on Lump Sum basis.

Assistance to Public

The Contractor will be deemed to have included cost of this item in other items and no separate payment shall be made.

SECTION 10: GRADING AND GRAVELLING

1001 SCOPE:

Grading covers the works involved in the reinstatement of the carriageway to the camber by removing the high points and filling up gullies corrugations and wheel ruts to restore smooth running surface. Graveling consists of excavation, loading hauling and spreading of gravel wearing course material on the formation of carriageway. Gravel shall include lateritic gravel, quartzitic gravel, calcareous gravel, decomposed rock, soft stone coral rag, clayey sand and crushed rock.

The material may be obtained from borrow pits or excavation in cuttings. Gravel material shall conform to the requirement given in Table 10.1

Table 10.1: Requirement for Gravel Wearing Course

GRADING REQUIREMENTS AFTER COMPACTION	
Sieve (mm)	% by Weight Passing
40	100
28	95 – 100
20	85 – 100
14	65 – 100
10	12 – 100
5	35 – 92
2	23 – 77
1	18 – 62
0.425	14 – 50
0.075	10 – 40

PLASTICITY REQUIREMENTS PI		INDEX
Zone	Min	Max
WET	5	20
DRY	15	20

BEARING		STRENGTH
Traffic VPD	CBR	DCP Equivalent mm/Blow
Greater than 15	25	11
Less than 15	20	14
CBR at 95 % at MDD, Modified AASHTO and 4 days soak		
Lower quality material (CBR 15) may be accepted if no better material can be found		

NB: Wet Zone - mean annual rainfall greater than 500 mm.

Dry zone - mean annual rainfall less than 500 mm.

The Engineer shall approve quarries and their extent of exploitation. The quarries shall be shown to the Contractor prior to commencement of the Works. The Contractor shall be responsible for the acquisition of the quarry rights and shall therefore conduct respective negotiations with landowners and affected communities.

Alternative sources of gravel material whose quality can be shown to be in compliance with the specification requirements may be used, with the proviso that the Employer is not to incur additional expenses in connection with its winning and haulage. Contractor is deemed to have included in his rates for the provision of the gravel material to have included the cost of complying with the testing requirements.

1002 Removal of Overburden

The Item consists of excavation of overburden including loading, hauling and stockpiling at the approved locations. The thickness of the overburden layer to be removed shall be determined from the depths of the trial pits dug at a 30m grid within the quarry area.

The overburden shall be removed and deposited neatly in order to use it again to reinstate the quarry at the end of improvement work.

Work Method:

The contractor shall use **labour** or **equipment** to carry out this item of work

Quality Control

- The location and manner of stock piling of the overburden for the reinstatement of the quarry shall be visually checked

Measurement and Payment

No separate measurement and payment shall be made for removal of overburden and contractor shall be deemed to have allowed in his rates and prices for the cost.

1003 Excavation of Gravel

The gravel shall be excavated from quarries approved by the Engineer. It is the Contractors obligation to inform the Engineer in the case that the quality / availability of the gravel changes during the course of excavation.

Oversize stones and boulders shall be removed from the excavated gravel and deposited outside the quarry at locations approved by the Engineer. Such stones and boulders may be reused for structures and scour checks

Work Method

(i) Labour based methods

The contractor shall excavate and stockpile the gravel in bays for efficient loading by labour.

(ii) Equipment methods

The Contractor shall excavate the gravel and stockpile in heap(s) for the efficient loading by equipment.

Quality Control

- The widths of the loading bays shall be checked before excavation can commence.
- The loading bays shall be checked to ensure it is free draining.

Measurement and Payment

No separate measurement and payment shall be made for excavation of gravel and contractor shall be deemed to have allowed in his rates and prices for the cost.

1004 Haulage

This activity involves loading of excavated gravel, haulage by appropriate equipment and off-loading of the same as specified in the drawings or as directed by the Engineer. Where the loads delivered in any load falls short of agreed equipment capacity, dumping shall not be permitted unless the agreed spacing is adjusted accordingly.

Where loads supplied are found to contain material other than from the approved quarry and thus of unacceptable quality, the Engineer shall cause them to be removed from site at the contractor's expense.

Work Method

The Contractor shall use a combination of both Labour and equipment to carry out this Item work.

Quality Control

- No haulage equipment shall be used unless its capacity has been ascertained the Engineer.
- The quality of gravel dumped on the carriageway/carriageway shall be visually checked daily.
- The quantity of material delivered in each load shall be checked before dumping is allowed.
- The distance between the stacks shall be checked using tape measure.

Measurement and Payment

No separate measurement and payment shall be made for haulage of gravel and contractor shall be deemed to have allowed in his rates and prices for the cost.

1005 Spreading and compaction of gravel

i. Labour methods

ii. Equipment methods

This activity involves spreading gravel material, shaping to ensure uniform thickness of the layer across the full width of the carriageway and to the specified camber. Spreading also includes, removing any oversized stones or boulders which cannot be broken down to required size, spoil dump.

Where water needs to be added, it shall be applied in an even manner and the rate of application shall be such that no transverse or longitudinal flows occur. Unless otherwise instructed by the Engineer, the moisture content shall be within the range of +/- 2% of the optimum moisture content. Compaction will be carried out as specified in 5.05.

Work Method

The Contractor shall use **Labour** or Equipment to carry out this Item work.

Quality Control

- The gravel surface width shall be checked at every 100m interval using tape measure and shall have tolerance of + / - 50mm.
- Trial holes at every 100m shall be used to check the gravel surface thickness and shall have a tolerance of + 5mm / - 0mm.
- The camber cross fall shall be checked at every 50m and the maximum tolerances shall be + / - 1 %
- The longitudinal profile shall be checked with every load to ensure a smooth surface with no corrugations or depressions

Measurement: **m³**

The unit of measurement shall be in cubic metres of compacted material on carriageway

Payment

The unit rate shall be the full compensation for labour, tools, equipment and any incidental costs required for carrying out the work.

1006 Carriageway Grading

i)Light Grading

This activity shall consist of trimming of the carriageway to control roughness and corrugations using either a towed grader or a motorized grader. The width of the carriageway shall be as specified in the drawings or as directed by the Engineer.

Pegs 200 to 300mm shall be placed at 10 to 20 m intervals to mark edge of the carriageway.

The material shall be bladed toward the center of the carriageway starting from both edges to the specified camber.

Work Method

The contractor shall use equipment to carry out this item work.

Quality Control

- The width of the carriageway shall be checked using tape measure at every 10m with tolerance of +50mm or -20mm.
- The camber shall be checked using camber board at every 5m with and shall have a tolerance of +/- 1%

Measurement: m^2

The unit of measurement shall be square meters of carriageway graded.

Payment

The unit rate shall be the full compensation for labour, equipment and any incidental costs required for carrying out the work.

ii) Heavy Grading and Compaction

This activity shall consist of scarifying of the existing carriageway/carriageway surface, cutting high spots and moving materials to fill potholes, corrugations and wheel ruts and reshaping of the surface to the specified camber, using either towed or motorized grader. All loose rocks, roots grasses shall be removed and disposed well clear of the drains.

Pegs 300 to 400mm shall be placed at 10 to 20 m intervals to mark edge of the carriageway.

The material shall be bladed toward the center of the carriageway starting from both edges until the specified camber is achieved. Compaction will be carried out as specified in 5.05.

Work Method

The contractor shall use equipment to carry out this item work.

Quality Control

- The width of the carriageway shall be checked using tape measure at every 10m with tolerance of + 50mm or -20mm.

- The camber shall be checked using camber board at every 5m with and shall have a tolerance of +/- 1%

Measurement: **m²**

The unit of measurement shall be square meters of carriageway graded.

Payment

The unit rate shall be the full compensation for labour equipment and any incidental costs required for carrying out the work.

1007 Restoration of Quarries and Borrow pits

The ground shall be levelled, topsoil hauled back and uniformly spread over the entire exposed/excavation area.

Adequate drainage provisions shall be made to protect excavation areas. Where necessary appropriate protection measures may be taken to avoid erosion of the spread topsoil layer. Grass and trees may be replanted as directed by the Engineer.

SECTION 11 – SHOULDERS TO PAVEMENT

1101 GENERAL

Shoulders shall be constructed in accordance with guidelines given in 1102 and as directed by the Engineer.

For sections where shoulders are extremely low and requires fill material before the shoulder is reconstructed, the construction of fill embankment shall be in accordance with Section 5 of this specification.

1102 MATERIAL FOR CONSTRUCTION OF SHOULDERS

Low shoulder shall be reconstructed by cutting benches, filling and compacting approved fill material to form the formation to the shoulders.

The gravel material shall have a minimum CBR of 25 at 95% MDD (AASHTO T180) and 4 days soak. The gravel shall also be within a Plasticity Index of 15-20.

Shoulder reconstruction shall be same in all sections including the slip roads.

1106 MEASUREMENT AND PAYMENT

Payment for shoulder construction shall be in accordance with the relevant clauses in the bill of quantities.

SECTION 12 - NATURAL MATERIAL SUBBASE AND BASE

1201 GENERAL

Where instructed by the Engineer, the Contractor shall undertake repairs, widening and reprocessing to the existing carriageway and shoulders in accordance with sections 12 and 14 of the Special Specifications.

a) Areas to be scarified and reprocessed

The contractor will scarify, add new material and reprocess sections as determined by the Engineer.

b) Pavement repairs

The Contractor will carry out repairs to base and subbase as directed by the Engineer and according to Specifications given in Sections 12 and 14 of the Standard Specifications.

c) Pavement widening

The Contractor shall, as directed by the Engineer, bench and compact the subgrade to 100% MDD (AASHTO T99), provide lay and compact material for subbase and base as directed by the Engineer and in accordance with Sections 5 and 12 of the Standard Specifications.

1203 MATERIAL REQUIREMENTS

Natural materials for base and subbase shall conform to the specifications given in Section 12 of the Standard Specifications for Road and Bridge Construction for cement and lime improved base and subbase.

1209 MEASUREMENT AND PAYMENT

Natural material for subbase and base shall be measured by the cubic metre placed and compacted upon the road calculated as the product of the compacted sectional area laid and the length.

1210 HAND PACKED STONE

Hand packed stone base is a layer of hand laid stone of defined size and durable in nature, laid in a manner such that when proof rolled and compacted it forms a stable and dense matrix as a road base.

a) Material for Hand Packed Stone Base

This shall consist of durable stone with nominal base dimensions of 75 mm square and minimum height of 150 mm or when compacted to give a layer of 150 mm. The stone shall be class C with the following requirements:

LAA 45 max

ACV 32 max

SSS 12 max

FI 30 max

CR 60 min.

It shall be free from foreign matter. The fines passing 0.425 mm sieve shall be **NONPLASTIC**

b) Laying

The stone shall be laid by hand closely together. The stone shall be carefully bedded and tightly wedged with suitable spalls. The base of the stone shall alternate with the apex in all directions or as directed by the Engineer. The layer shall be proof rolled with a loaded scrapper or truck with a minimum axle load of 8 tonnes in the presence of the Engineer who shall approve of its stability before compaction.

c) Compaction

This shall be by a steel wheeled roller of at least five tonnes per metre width of roll. It shall consist of four static runs or until there is no movement under the roller. There shall follow vibratory compaction until an average dry density of 85% minimum of specific gravity of stone has been achieved. No result shall be below

82% of specific gravity. The surface of the compacted layer shall then be levelled by quarry dust (0/6 mm). The dust shall have the following specifications:

The stone shall be class C

Grading

Sieve Size	% Passing
10	100
6.3	90-100
4	75-95
2	50-70
1	33-50
0.425	20-33
0.300	16-28
0.150	10-20
0.075	6-12

The dust shall be free from foreign matter and fines passing 0.425 mm sieve shall be **NON-PLASTIC**. The maximum layer shall be 40 mm or as directed by the Engineer

d) Measurement and Payment

Payment shall be by the cubic metre laid (m^3). Measurement of volume shall be determined as the product of length and compacted thickness laid. The rate quoted for this item should include the cost for laying the levelling quarry dust layer, as no extra payment shall be made for this layer.

2.5.1 General

The existing surfacing and the base shall be reprocessed with additional material and the composite mixture shall be compacted to form the subbase layer.

Before commencement of the work the Contractor shall propose plants and equipment he proposes to use for this activity.

The Contractor after approval of his proposal shall carry out test section in accordance with Section 3 of the Standard Specifications.

- 2.5.2 The existing surfacing and base course shall be broken up to specified depth and reprocessed in place, where required. The underlying layers shall not be damaged, and material from one layer may normally not be mixed with that of another layer. Where unauthorized mixing occurs or where the material is contaminated in any way by the actions of the Contractor, and the contaminated material does not meet the specified requirements of for the particular layer, he shall remove such material and replace it with other approved material, all at his own expense.
- 2.5.3 Any mixture composition of the new layer must not contain more than 30% of the bituminous material by volume. The mixture must not contain pieces of bound bituminous material larger than 37.5mm, and any such material shall be removed at the Contractor's cost.
- 2.5.4 The requirements for imported material used in the respective pavement layers shall comply with the limitations, norms, sizes and strengths specified in the Standard Specifications clause 1203(b) and (d) and shall be worked as per Section 14 of the Standard Specification.
- 2.5.5 Material reworked in-situ or that obtained from existing pavement is not expected to comply with the material requirements but the reworking should achieve the specified requirements.
- 2.5.6 Where the thickness of any existing pavement layer requires to be supplemented within reprocessing and the thickness of the additional material after compaction will be less than 100mm, the existing layer shall be scarified to a depth that will give a

layer thickness of at least 100mm after compacting the loosened existing and the additional material.

Controlling the Reworked Depth

The Contractor shall submit a proven method to method to control the depth of excavation, or layer to be reworked, to the Engineer for approval. The Engineer may order a trial section to be reprocessed before any major length of the road is rehabilitated.

Excavations

Excavations in the pavement shall be kept dry. In the event of water penetrating the underlying layers, construction of the consecutive layers shall be postponed until the underlying layers are dry enough to accommodate the construction plant without deforming or otherwise showing distress.

Step construction shall be carried out per layer at the joint when excavating, both longitudinally (if appropriate) and perpendicular to the direction of travel. The step width shall be 500mm perpendicular to the direction of travel, and 150mm long longitudinally, unless otherwise instructed by the Engineer.

Special care shall be taken when compacting the new material at the joint, ensuring that the specified density is achieved.

Measurement and Payment

(a) Item: In-situ reprocessing of existing pavement layers as subbase compacted to specified density (95% MDD AASHTO T180) and thickness.

Unit: M³

The tendered rate shall include full compensation for breaking up the existing pavement layer to specified depth, breaking down and preparing the material and the spreading and mixing in of any additional material

(b) Item: The addition of extra gravel to subbase.

Unit: M³

The tendered rate shall include full compensation for procuring and addition of the material to the in-situ scarified layers and the transportation of the material over unlimited free-haul distance. The tendered rates will also include full compensation for prospecting for materials and any payments necessary to acquire the specified quality material.

- (c) Excavation of existing bituminous pavement materials including unlimited free-haul.

Unit: M³

The tendered rates shall include full compensation for excavating the existing bituminous material from the pavement layers and for loading, transporting the material for unlimited free-haul, off-loading and disposing of the materials as specified.

- (d) Excavation of the existing pavement

Unit: M³

The tendered rate shall include full compensation for excavating the existing material from the pavement layers and for loading, transporting the material for unlimited free-haul distance, off-loading and disposing of the material as specified.

Payment will only be made for breaking up and excavating existing pavement layers to the specified depth if the material is to be removed to spoil.

SECTION 14: CEMENT TREATED MATERIALS

1401. Cement Treatment

Cement for stabilization will be CEM 1 Portland cement conforming to KS 1262. The cement content of the stabilized material shall be as indicated by the Engineer and will normally be about 4%. The Engineer shall exercise his discretion to any variation in the rate of application of the cement, which he may see fit, to order from time to time.

Moisture Content

The moisture content of the stabilized material shall be as directed by the Engineer but nevertheless within the range of 85% to 100% of the optimum Moisture Content (AASHTO T.180)

Mixing and Placing

The material to be stabilized and the cement shall be mixed by an approved mixing plant, which will either be a mix-in-place pulvimixer or a stationary mixing plant for material to be used for pavement reconstruction, widening and shoulders.

1403. Lime Improvement

Lime improvement shall be carried out in accordance with Section 14 of the Standard Specification.

1409. Protection & Curing

Protection and curing shall be carried out in accordance with the provisions of Clause 1409(i) of the Standard Specification but provision shall be made to wet the surface from time to time as directed by the Engineer.

1410. Traffic

The requirements of clause 1410 of the Standard Specification will not apply to improved natural material utilized for patching and repair works but will apply in case reprocessing of reconstruction and widening of the existing base and shoulders.

SECTION 15 - BITUMINOUS SURFACE TREATMENTS

1501B PREPARATION OF SURFACE

In addition to requirements of Clause 1503B of the Standard Specifications, the contractor shall prepare and Repair Cracks, Edges, Potholes and Other Failures as follows: -

a) Cracks 3.0mm or less in width

The entire crack area shall be cleaned by brushing with a wire brush and then blowing with a compressed air jet and the crack sealed with 80/100 cutback bitumen using a pouring pot or pressure lance and hand squeegee. The surface shall then be dusted with sand or crushed dust.

b) Cracks greater than 3.0mm in width

Before these cracks are filled a steel wire brush or router shall be used to clean them and then a compressed air jet shall be used to clean and remove any foreign or loose material in the crack until the entire crack area is clean.

When the crack and surrounding area have been thoroughly cleaned, dry sand shall be forced into the crack until it is sealed in the manner specified for cracks less than 3.0mm width.

c) **Potholes, edges and other repair areas**

Where instructed, the Contractor shall prepare areas for the repair of potholes, road edges and other repair areas by excavating off unsuitable or failed material and debris, trimming off excavated edges, cleaning and compacting the resulting surfaces and applying MC 30 or MC 70 cut-back bitumen prime coat at a rate of 0.8-1.2 litres/m², all as directed by the Engineer. Measurement and payment shall be made under the relevant item of Bill No 15. Where the surface repair on potholes and edges are to be carried out, Asphalt Concrete Type I (0/14 gradation) shall be used. Bituminous material for repair of failures and other repair areas shall be paid for under the relevant item of Bill No 16

PART B - PRIME COAT

1502B MATERIALS FOR PRIME COAT AND TACK COAT.

For prime coat, the binder shall be a medium-curing cutback MC 70 unless otherwise directed by the Engineer.

The rate of spray of bituminous prime coat refers to the gross volume of the cutback bitumen, that is to say the volume of the bitumen plus dilatants.

Prime coat shall be applied to gravel areas that are to receive bituminous mixes as directed by the Engineer.

The tack coat shall consist of bitumen emulsion KI-60 unless otherwise directed by the Engineer.

The rates of spray of the binder shall be as instructed by the Engineer and shall generally be within the range 0.8-1.2 litres/square metre.

1502C MATERIALS FOR SURFACE DRESSING

Material for surface dressing will be pre-coated chipping class 1 and grading shall be 10/14 on Carriageway and Shoulders. The bituminous binder used for precoating chippings shall be MC-30 and the bituminous binder for surface dressing shall be 80/100 pen grade bitumen as specified below.

Surface Dressing

Requirements of Section '15 Part C-Surface Dressing' of Standard Specification shall be met.

Binder

The binder shall be 80/100 penetration grade bitumen modified with 3% Styrene Butadiene Styrene (SBS) based elastomeric polymer (elastomer Modified bitumen). The Contractor shall be required to provide the manufacturer's Certificate/specifications with regards to application of the binder for approval by the Engineer.

The TG1 Specifications as outlined in the Technical Guideline for use of Modified Binders in Road Construction. (Asphalt Academy, Pretoria, South Africa) should be adopted.

Chippings

The chippings for surface dressing shall be class 1 chippings as specified in the standard specifications for road and bridge constructions.

The grading of the chippings shall meet the requirements nominal size 10/14 as specified in the standard specifications for road and bridge constructions.

Rate of application of Binder and Chippings

The rate of spray of binder and the rate of spread of chippings shall be as instructed by the Engineer after relevant tests on the binder and chippings

Pre-Coating of Chippings

The bituminous binder used for pre-coated chippings shall be a medium curing cut-back MC- 30.

1511C MEASUREMENT AND PAYMENT

(a) Seal coat

Seal coats shall be measured by the litre, for each type of bituminous binder for each seal coat, calculated as the product of the area in square metres sprayed and the rate of application in litres/square metres, corrected to 15.6 ° C

SECTION 16 - BITUMINOUS MIX BASES, BINDER COURSES AND WEARING COURSES

This section covers different types of bituminous mixes for base and surface (wearing and binder courses) and is divided into the following parts: -

Part A General

Part B Superpave Asphalt Concrete for Shoulders and Carriageway

PART A – GENERAL

1601A SCOPE OF PART A

Part A comprises all the general requirements for bituminous mixes, which apply to Part B as well.

1602A REQUIREMENTS FROM OTHER SECTIONS

The following sections of this Specification apply to Part B of this section and shall be read in conjunction therewith: -

Section 2	Materials and Testing of Materials
Section 3	Setting Out and Tolerances
Section 6	Quarries, Borrow Pits, Stockpile and Spoil Areas
Section 15	Bituminous Surface Treatments and Surface Dressing

1603A CONSTRUCTION PLANT

(a) General

The Contractor shall submit to the Engineer in accordance with Section 1 of its Specification, full details of the construction plant he proposes to use and the procedures he proposes to adopt for carrying out the permanent Works.

The Engineer shall have access at all times to construction plant for the purposes of inspection. The Contractor shall carry out regular calibration checks in the presence of the Engineer and shall correct forthwith any faults that are found.

All construction plant used in the mixing, laying and compacting of bituminous mixes shall be of adequate rated capacity, in good working condition, and shall be acceptable to the Engineer. Obsolete or worn-out plant will not be allowed on the work acceptable to the Engineer. Obsolete or worn-out plant will not be allowed on the work.

(b) **Mixing Plant**

Bituminous materials shall be mixed in a plant complying with ASTM Designation D995 and shall be located on the Site unless otherwise agreed by the Engineer. It shall be equipped with at least three bins for the storage of heated aggregates and a separate bin for filler. All bins shall be covered to prevent the ingress of moisture.

The plant may be either the batch-mix type or the continuous-mix type and shall be capable of regulating the composition of the mixture to within the tolerances specified in Clause 1614A of this Specification.

The bitumen tank shall be capable of maintaining its contents at the specified temperature within a tolerance of 5⁰C and a fixed thermometer easily read from outside the tank. Any bitumen that has been heated above 180⁰C or has suffered carbonisation from prolonged heating shall be removed from the plant and disposed of.

(c) **Laying Plant**

Bituminous materials shall be laid by a self-propelled spreader finisher equipped with a hopper, delivery augers and a heated adjustable vibrating screed. It shall be capable of laying bituminous materials with no segregation, dragging, burning or other defects and within the specified level and surface regularity tolerance. Delivery augers shall terminate not more than 200mm from the edge plates.

(d) **Compaction Plant**

The Contractor shall provide sufficient rollers of adequate size and weight to achieve the specified compaction. Prior to commencing the laying of bituminous mixes in the permanent Works the Contractor shall carry out site trials in accordance with Section 2 of this Specification to demonstrate the adequacy of his plant and to determine the optimum method of use and sequence of operation of the rollers.

It is important to achieve as high a density as possible at the time of construction and it is expected that vibrating rollers will be required to produce the best results. However, it is essential that thorough pre-construction trials are carried out to ensure that: -

- (a) The roller is set up to have the optimum amplitude and frequency of vibration for the particular material being laid
- (b) That the roller does not cause breakdown of the aggregate particles.
- (c) That the optimum compaction temperatures are established which allow compaction without causing ripple effects or other distortions of the surfacing.

1604A PREPARATION OF SURFACE

Immediately before placing the bituminous mix in the pavement, the existing surface shall be cleaned of all material and foreign matter with mechanical brooms or by other approved methods. The debris shall be deposited well clear of the surface to be covered.

Any defect of the surface shall be made good and no bituminous mix shall be laid until the Engineer has approved the surface.

A tack coat shall be applied in accordance with Section 15 of this Specification. If the Engineer considers a tack coat is required prior to laying the bituminous mix or between layers of the bituminous mix, due solely to the

Contractor's method of working, then such tack coat shall be at the Contractor's expense.

1605A DESIGN AND WORKING MIXES

At least two months prior to commencing work using a bituminous mix, the Contractor shall, having demonstrated that he can produce aggregates meeting the grading requirements of the Specification, submit samples of each constituent of the mix to the Engineer. The contractor in the presence of the Engineer will then carry out laboratory tests in order to decide upon the proportion of each constituent of the initial design mix or mixes to be used for site trials to be carried out in accordance with Clause 1606A of this Specification.

Should the Engineer conclude from the site trials that the mix proportion or aggregate grading are to be changed, the Contractor shall submit further samples of the constituents and carry out further site trials all as directed by the Engineer.

The Engineer may instruct the alteration of the composition of the -75-micron fraction of the aggregates by the addition or substitution of mineral filler. The Engineer may also instruct the alteration of all or part of the -6.3mm fraction of the aggregates by the addition or substitution of natural sand.

The Contractor shall make the necessary adjustments to his plant to enable the revised mix to be produced.

Following laboratory and site trials the contractor jointly with the Engineer will determine the proportions of the working mix and the Contractor shall maintain this composition within the tolerances given in Clause 1614A.

Should any changes occur in the nature or source of the constituent materials, the Contractor shall advise the Engineer accordingly? The procedure set out above shall be followed in establishing the new mix design.

1606A SITE TRIALS

Full scale laying and compaction site trials shall be carried out by the Contractor on all asphalt pavement materials proposed for the Works using the construction plant and methods proposed by

the Contractor for constructing the Works. The trials shall be carried out with the agreement, and in the presence of the Engineer, at a location approved by the Engineer.

The trials shall be carried out to: -

- a) Test materials, designed in the laboratory, so that a workable mix that satisfies the specification requirements can be selected.
- b) To enable the Contractor to demonstrate the suitability of his mixing and compaction equipment to provide and compact the material to the specified density and to confirm that the other specified requirements of the completed asphalt pavement layer can be achieved.

Each trial area shall be at least 100 metres long and to the full construction width and depth for the material. It may form part of the Works provided it complies with this Specification. Any areas that do not comply with this Specification shall be removed.

The Contractor shall allow in his programme for conducting site trials and for carrying out the appropriate tests on them. The trial on any pavement layer shall be undertaken at least 21 days ahead of the Contractor proposing to commence full-scale work on that layer.

The Contractor shall compact each section of trial over the range of compactive effort the Contractor is proposing and the following data shall be recorded for each level of compactive effort at each site trial: -

- i. The composition and grading of the material including the bitumen content and type and grade of bitumen used.
- ii. The moisture content of aggregate in the asphalt plant hot bins.
- iii. The temperature of the bitumen and aggregate immediately prior to entering the mixer, the temperature of the mix on discharge from the mixer and the temperature of the mix on commencement of laying, on commencement of compaction and on completion of compaction. The temperature of the mixture is to be measured in accordance with BS 598, Part 3, Appendix A.
- iv. The type, size, mass, width of roll, number of wheels, wheel load, tyre pressures, frequency of vibration and the number of passes of the compaction equipment, as appropriate for the type of roller.
- v. The target voids and other target properties of the mix together with the results of the laboratory tests on the mix.

- vi. The density and voids achieved.
- vii. The compacted thickness of the layer.
- viii. Any other relevant information as directed by the Engineer.

At least eight sets of tests shall be made by the Contractor and the Engineer on each 100 metres of trial for each level of compactive effort and provided all eight sets of results over

the range of compactive effort proposed by the Contractor meet the specified requirements for the material then the site trial shall be deemed successful. The above data recorded in the trial shall become the agreed basis on which the particular material shall be provided and processed to achieve the specified requirements.

1607A MIXING OF AGGREGATES AND BITUMEN

The bitumen shall be heated so that it can be distributed uniformly and care shall be taken not to overheat it. The temperature shall never exceed 170⁰ C for 60/70-penetration grade bitumen.

The aggregates shall be dried and heated so that they are mixed at the following temperatures: -

125-165⁰C when 60/70 bitumen is used

The dried aggregates shall be combined in the mixer in the amount of each fraction instructed by the Engineer and the bitumen shall then be introduced into the mixer in the amount specified. The materials shall then be mixed until a complete and uniform coating of the aggregate is obtained.

The mixing time shall be the shortest required to obtain a uniform mix and thorough coating. The wet mixing time shall be determined by the Contractor and agreed by the Engineer for each plant and for each type of aggregate used. It shall normally not exceed 60 seconds.

1608A TRANSPORTING THE MIXTURE

The bituminous mix shall be kept free of contamination and segregation during transportation. Each load shall be covered with canvas or similar covering to protect it from the weather and dust.

1609A LAYING THE MIXTURE

Immediately after the surface has been prepared and approved, the mixture shall be spread to line and level by the laying plant without segregation and dragging.

The mixture shall be placed in widths of one traffic lane at a time, unless otherwise agreed by the Engineer. The compacted thickness of any layer shall be at least 2.5 times the maximum size of the aggregate for wearing course and at least 2 times for binder course. The minimum thickness shall be 25mm.

Only on areas where irregularities or unavoidable obstacles make the use of mechanical laying impracticable, may the mixture be spread and compacted by hand.

1610A COMPACTION

Immediately after the bituminous mixture has been spread, it shall be thoroughly and uniformly compacted by rolling.

The layer shall be rolled when the mixture is in such a condition that rolling does not cause undue displacement or shoving.

The number, weight and type of rollers furnished shall be sufficient to obtain the required compaction while the mixture is in a workable condition. The sequence of rolling operations shall be as agreed with the Engineer and proved during site trials. Initial rolling with steel tandem or three-wheeled roller shall follow the laying plant as closely as possible. The rollers shall be operated with the drive roll nearest the laying plant, at a slow and uniform speed (not exceeding 5 Km/Hr).

Rolling shall normally commence from the outer edge and proceed longitudinally parallel to the centreline, each trip overlapping one half of the roller width. On super elevated curves, rolling shall begin at the low side and progress to the high side. Where laying is carried out in lanes care must be taken to prevent water entrapment.

Intermediate rolling with a pneumatic-tyred or vibratory roller shall follow immediately. Final rolling with a steel-wheeled roller shall be used to eliminate marks from previous rolling.

To prevent adhesion of the mixture to the rollers, the wheels shall be kept lightly moistened with water.

In areas too small for the roller, a vibrating plate compactor or a hand tamper shall be used to achieve the specified compaction.

1611A FINISHING, JOINTS AND EDGES

Any mixture that becomes loose and broken, mixed with dirt or foreign matter or is in any way defective, shall be removed and replaced with fresh hot mixture, which shall be compacted to conform to the surrounding area.

Spreading of the mixture shall be as continuous as possible. Transverse joints shall be formed by cutting neatly in a straight line across the previous run to expose the full depth of the course. The vertical face so formed shall be painted lightly with hot 60/70 penetration grade bitumen just before the additional mixture is placed against it.

Longitudinal joints shall be rolled directly behind the paving operation. The first lane shall be placed true to line and level and have an approximately vertical face. The mixture placed in the abutting lane shall then be tightly crowded against the face of the previously placed lane. The paver shall be positioned to spread material overlapping the joint face by 20-30mm. Before rolling, the excess mixture shall be raked off and discarded.

When the abutting lane is not placed in the same day, or the joint is destroyed by traffic, the edge of the lane shall be cut back as necessary, trimmed to line and painted lightly with hot 60/70 penetration grade bitumen just before the abutting lane is placed.

Any fresh mixture spread accidentally on the existing work at a joint shall be carefully removed by brooming it back on to uncompacted work, so as to avoid formation of irregularities at the joint. The finish at joints shall comply with the surface requirements and shall present the same uniformity of finish, texture and density as other sections of the work.

The edges of the course shall be rolled concurrently with or immediately after the longitudinal joint. In rolling the edges, roller wheels shall extend 50 to 100mm beyond the edge.

1612A SAMPLING AND TESTING OF BITUMINOUS MIXTURES

The sampling of bituminous mixtures shall be carried out in accordance with AASHTO T168 (ASTM Designation D979).

1613A QUALITY CONTROL TESTING

During mixing and laying of bituminous mixtures, control tests on the constituents and on the mixed material shall be carried out in accordance with Clause 1612A and Section 2 of this Specification.

If the results of any tests show that any of the constituent materials fail to comply with this Specification, the Contractor shall carry out whatever changes may be necessary to the materials or the source of supply to ensure compliance.

If the results of more than one test in ten on the mixed material show that the material fails to comply with this Specification, laying shall forthwith cease until the reason for the failure has been found and corrected. The Contractor shall remove any faulty material laid and replace it with material complying with this Specification all at his own expense.

1614A TOLERANCES

Surfacing courses and base shall be constructed within the geometric tolerances specified in Section 3 of this Specification.

The Contractor shall maintain the composition of the mixture as determined from the laboratory and site trials within the following tolerances, per single test: -

Bitumen Content	0.3% (by total weight of total mix)
Passing 10mm sieve and larger sieves	6% (by total weight of dry aggregate including mineral filler)
Passing sieves between 10mm and 1.0mm sieves	4% (by total weight of dry aggregate including mineral filler)
Passing sieves between 1.0mm and 0.075mm sieve	3% (by total weight of dry aggregate including mineral filler)
Passing 0.075mm sieve	2% (by total weight of dry aggregate Including mineral filler)

The average amount of bitumen in any length of any layer, calculated as the product of the bitumen contents obtained from single tests and the weight of mixture represented by each test, shall not be less than the amount ordered.

The average amount of bitumen for each day's production calculated from the checked weights of mixes shall not be less than the amount ordered.

The average amount of bitumen in any length of any layer, calculated as the product of the bitumen contents obtained from single tests and the weight of mixture represented by each test, shall not be less than the amount ordered.

The average amount of bitumen for each day's production calculated from the checked weights of mixes shall not be less than the amount ordered.

The final average overall width of the upper surface of a bituminous mix layer measured at six equidistant points over a length of 100m shall be at least equal to the width specified. At no point

shall the distance between the centreline of the road and the edge of the upper surface of a bituminous mix layer be narrower than that specified by more than 13mm.

1615A MEASUREMENT AND PAYMENT

No separate measurement and payment shall be made for complying with the requirements of Clauses 1601A to 1614A inclusive and the Contractor shall be deemed to have allowed in his rates in Parts B and C of Section 16 of this Specification for the costs of complying with the requirements of Part A of Section 16 of this Specification

PART B

ASPHALT CONCRETE FOR SURFACING - SUPERPAVE

1601B INTRODUCTION

Some modifications, to the Standard Specification, which takes into account aspects of the Super Pave Mix Design methods, have been made. This shall be in accordance with the procedures presented in Overseas Road Note 19, ‘‘ A guide to the design of hot mix asphalt in tropical and subtropical countries’’ and detailed in the current manuals produced by the Asphalt Institute. The contractor shall be deemed to possess a copy of these publications and shall provide at least two copies of each on site, one for the Engineer and the other for the Contractor.

1602B MATERIALS FOR ASPHALT CONCRETE

(a) Penetration grade bitumen

Bitumen shall be 60/70 penetration grade, and shall meet the requirements of Table 4.3 in ORN 19 as summarised below:

Minimum requirements for penetration grade bitumen (ORN19 Table 4.3)

<i>Test</i>	<i>Test method (ASTM)</i>	<i>Penetration grade</i>		
		40/50	60/70	80/100
Based on original bitumen				

Penetration at 25°C			D 5	40-50	60-70	80-100
Softening point (°C)			D 36	49-59	46-56	42-51
Flash point (°C)	Min		D 92	232	232	219
Solubility trichloroethylene (%)	in	Min	D 2042	99	99	99
TFOT heating for 5h at 163 °C			D1754			
a. Loss by mass (%)	Max	-		0.5	0.5	0.8
b. Penetration (% of original)	Min	D 5		58	54	50
c. Ductility at 25°C	Min	D 113	-		50	75

(b) Aggregate

(i) In the standard specification rename Table 16B-1 as 16B-1(a)

Add the following:

The coarse aggregate shall be entirely crushed rock, from a source known to give high values of stability (> 9kN) in the Marshall test. Aggregate shall be Class 'a' meeting the requirements given in Table 16B-1b below.

Table 16B-1b: Requirements for coarse aggregate

Property	Test	Property
Cleanliness	Sand equivalent: ¹ for <4.75 mm fraction (Material passing 0.425 sieve) Plasticity Index ² Linear Shrinkage	>40 <4 <2
Particle shape	Flakiness Index (FI) ³	<25
Strength	Aggregate Crushing Value (ACV) ⁴ Aggregate Impact Value (AIV) ⁴ 10%FACT (dry) kN ⁴ Los Angeles Abrasion (LAA) ⁵	<25 <25 >160 <30
Abrasion	Aggregate Abrasion Value ⁴	<12
Soundness ⁷ (5 cycles, % loss)	Sodium Sulphate Soundness (SSS): Coarse aggregate Fine aggregate Magnesium Sulphate Soundness (MSS): Coarse aggregate Fine aggregate	 <10 <16 <15 <20
Polishing	Polished Stone Value	>60
Water absorption	Water Absorption ⁶	<2
Bitumen affinity	Immersion Mechanical test: index of retained Marshall stability ⁸ Static Immersion Test ⁹ Retained Indirect Tensile strength ¹⁰	>75 >95% coating retained >79% (at 7% VIM)

1 AASHTO T176

2 British Standard 1377: Part 2

3 British Standard 812: Part 105

4 British Standard 812: Parts 110 to 114

5 ASTM C131 and C535

6 British Standard 812: Part 2

7 AASHTO T104

8 D White oak (1990) (Shell Bitumen Handbook)

9 AASHTO T182

10 AASHTO T283

Unless otherwise instructed by the Engineer aggregates shall satisfy the following Super pave aggregate consensus properties which requirements are presented in Table 16B-1(c):

- Coarse Aggregate Angularity (CAA) – ASTM D 5821
- Fine Aggregate Angularity (FAA) – AASHTO T 304
- Sand equivalent – AASHTO T 176
- Flat and elongated particles – ASTM D 4791

Table 16B-1(c) Super pave aggregate consensus property requirements

Cumulative Equivalent Standard Axles (CESA) ¹ in Million	Fractured faces, Coarse Aggregate, Percent Minimum		Uncompacted Void Content of Fine Aggregate, Percent Minimum		Sand Equivalent, Percent Minimum	Flat and Elongated ³ , Percent Maximum
	Depth from surface		Depth from surface			
	≤100mm	>100mm	≤100mm	>100mm		
≥ 30	100/100	100/100	45	45	50	10

¹The anticipated project traffic level expected over a 20-year design period

²85/80 denotes that 85 percent of the coarse aggregate has one fractured face and 80 percent has two or more fractured faces

³Criterion based upon a 5:1 maximum to minimum ratio

1603B GRADING REQUIREMENTS – SHOULDERS ONLY

The grading mixture of coarse and fine aggregate shall meet the requirements given in Table 16B-1(d) for a 19mm and 12.5mm nominal maximum size aggregate.

A gradation of 19mm and 12.5mm nominal maximum size aggregate shall be used for the works

.Table 16B-1(d) Superpave aggregate grading control point

Note (1) - The definition of Nominal Maximum Size of aggregate is one sieve larger than the first sieve to retain more than ten per cent of the aggregate. It is also recommended that where possible the largest particle size should not be more than 25 mm so that the requirements of the Marshall

Nominal Maximum Size (mm) <i>(Note 1 below)</i>	Sieve size (mm)	Control point	
		(%passing)	
		Minimum	Maximum
19.0	25	100	-
	19	90	100
	12.5	-	90
	2.36	23	49
	0.075	2	8

test can be complied with.

1604B REQUIREMENTS FOR ASPHALT CONCRETE

The mix design should be carried out using the Super pave test procedures.

Super pave - Shoulders

The mix design, when compacted in accordance with AASHTO T 312 (Preparing and determining the density of Hot Mix Asphalt (HMA) specimens by means of the Super pave gyratory compactor) shall meet the relative density, voids in the mineral aggregate (VMA), Voids filled with Asphalt (VFA) and dust to binder ratio requirements specified in Table 16-B2(b).

The initial, design and maximum number of gyrations are specified in AASHTO R 35, Super pave volumetric design for Hot Mix Asphalt (HMA).

Cumulative Equivalent Standard Axles (CESA) ¹ in Million	Required Relative Density, Percent of theoretical maximum specific gravity			Voids in the Mineral Aggregate (VMA), Percent Minimum	Voids Filled with Asphalt (VFA) Range, Percent	Dust-to-Binder Ratio Range
	N initial	N design	N max	Nominal maximum size Aggregate (mm)		
				19.0		
>10	≤89.0	96.0	≤98.0		65-75	0.6-1.2

¹The anticipated project traffic level expected over a 20-year design period

1605B MIXING AND LAYING ASPHALT CONCRETE

Add the following:

The temperature of the bitumen and aggregates when mixed should be determined using both Penetration Index (PI) and softening point of the bitumen on the bitumen tests data chart (BTDC). The temperature of the bitumen and aggregates when mixed shall be 110+/- 3°C above the softening point (Ring and Ball) of the bitumen.

Compaction shall commence as soon as the mix can support the roller without undue displacement of material and completed before the temperature of the mix falls below 90°C.

The mixing and placing of asphalt concrete must be carried out only under favorable weather conditions. Mixing and placing of asphalt concrete will not be allowed if the moisture content of aggregate affects the uniformity of temperature, or if free water is present on the working surface. Mixing shall not be allowed to take place more than two hours before placing begins unless provision had been made for storing. Storage of mixed materials will only be permitted in insulated hot mix bins. In any case, storage will not be permitted for a period longer than 12 hours after mixing, unless otherwise approved by the Engineer.

The minimum thickness of the compacted layer shall be 35mm when 12.5mm nominal maximum size aggregate is used (on the road shoulders).

1606B COMPACTION

Rolling shall be continued until compaction of the completed layer attains a minimum mean value of 95% of refusal density (no value less than 93%) and until the voids measured in the compacted layer are within the specified range as appropriate.

1607B MEASUREMENT AND PAYMENT

a) Item : Asphalt Concrete

Unit: m³ of Asphalt Concrete Used

Asphalt concrete shall be measured by the cubic metre compacted on the road calculated as the product of the length instructed to be laid and the compacted cross-sectional area shown on the Drawings or instructed by the Engineer.

The rate for asphalt concrete shall include for the cost of providing, transporting, laying and compacting the mix with the nominal binder content and complying with the requirements of Parts A and B of Section 16 of this Specification.

SECTION 17 - CONCRETE WORKS

1703 MATERIALS FOR CONCRETE

This work shall consist of placing selected approved material of 250mm minimum diameter on the foundation put after excavation to receive levelling concrete in accordance with these specifications and in conformity with the lines, grades and cross sections shown on the Drawings as directed by the Engineer.

(a) Materials

Selected rock: The selected rock builders to be placed for this work shall be hard, sound, durable quarry stones as approved by the Engineer. Samples of the stone to be used shall be submitted to and approved by the Engineer before any stone is placed.

The maximum size of the stone boulders shall be 300mm.

(b) Construction Method

After completion of the structural excavation the surface of the loose soil shall be levelled and compacted. Then the stone of the above sizes shall be placed in one layer of 250mm over the compacted bed where the bottom slab will rest. Coarse sand shall be spread to fill up the voids in the stone boulders, and compaction with vibratory compactors should be performed to make this layer dense whereon a concrete of levelling course shall be placed.

(c) Measurement and payment

Measurement for the bedding materials shall be made in cubic metres for the completed and accepted work, measured from the dimension shown on the Drawings, unless otherwise directed by the Engineer.

Payment for the bedding Materials for Levelling Concrete Works shall be full compensation for furnishing and placing all materials, all labour equipment, tools and all other items necessary for proper completion of the work in accordance with the Drawings and specifications and as directed by the Engineer.

**1703(A) LEVELLING CONCRETE (CLASS 15/20) FOR BOTTOM SLAB
INCLUSIVE OF COST OF FORM WORKS**

This work shall consist of placing and levelling lean concrete class 15/20 over the prepared bed of stone boulders in the foundation for bottom slab and wing walls in accordance with these specifications and which conformity with the lines, grades, thickness and typical cross-sections shown on the drawings unless otherwise directed by the Engineer.

(a) Materials for Levelling Concrete

Requirement for the concrete class 15/20 is specified as follows: -

Design compressive strength (28) days : 15N/mm²

Maximum size of coarse aggregate : 20mm

Maximum cement content : 300 kg/m³.

Maximum water/cement ration of 50% with slump of 80mm.

(b) Construction Method

The bed of stone boulders upon which the levelling concrete will be placed shall be smooth, compacted and true to the grades and cross-section shall be set to the required lines and grades.

2.6 (c) Measurement and payment

Measurement for levelling concrete (class 15/20) shall be made in cubic metres completed and accepted levelling concrete work measured in place which is done in accordance with the Drawings and the Specifications.

Payment for this work shall be the full compensation for furnishing and placing all materials, labour, equipment and tools, and other incidentals to Specifications and as directed by the Engineer.

Pay item No. 17/02 Levelling Concrete Works (Class 15/20) for Box Culvert and wing walls inclusive of Cost of Form works.

1703 (C) FORMWORK FOR CULVERT WALLS

This work shall consist of all temporary moulds for forming the concrete for culvert walls and slabs together with all temporary construction required for their support. Unless otherwise directed by the Engineer all formworks shall be removed on completion of the walls and slabs.

(a) Materials

Forms shall be made of wood or metal and shall conform to the shape, lines and dimensions shown on the Drawings.

All timber shall be free from holes, loose material, knots, cracks, splits and warps or other defects affecting the strength or appearance of the finished structure.

Release Agents – Release agents shall be either neat oils containing a surface activating agent, cream emulsions, or chemical agents to be approved by the Engineer.

(b) Construction Method

(i) Formworks

Formworks shall be designed to carry the maximum loads that may be imposed, and so be rigidly constructed as to prevent deformation due to load, drying and wetting, vibration and other causes. After forms have been set in correct location, they shall be inspected and approved by the Engineer before the concrete is placed.

If requested, the contractor shall submit to the Engineer working drawings of the forms and also, if requested, calculations to certify the rigidity of the forms.

1703(D) CONCRETE WORKS (CLASS 20/20) OF CULVERT WALLS AND SLABS

This work shall consist of furnishing, mixing, delivering and placing of the concrete for the construction of culvert walls and slabs, in accordance with these Specifications and in conformity with the requirements shown on the Drawings.

Concrete class 20/20 shall be used for Culvert walls and slabs.

(a) Concrete Materials

- (i) Cement: Cement shall be of Portland type and shall conform to the requirements of BS 12 or equivalent.

The contractor shall select only one type or brand of cement or others. Changing of type or brand of cement will not be permitted without a new mix design approved by the Engineer. All cement is subject to the Engineer's approval, however, approval of cement by the Engineer shall not relieve the Contractor of the responsibility to furnish concrete of the specified compressive strength.

Conveyance of cement by jute bags shall not be permitted. Storage in the Contractor's silo or storehouse shall not exceed more than two (2) months, and age of cement after manufacture at mill shall not exceed more than four (4) months. The Contractor shall submit to the Engineer for his approval the result of quality certificate prepared by the manufacturer.

Whenever it is found out that cement have been stored too long, moist, or caked, the cement shall be rejected and removed from the project.

(b) Aggregates

Fine and coarse aggregates must be clean, hard, strong and durable, and free from absorbed chemicals, clay coating, or materials in amounts that could affect hydration, bonding, strength and durability of concrete.

Grading of aggregates shall conform to the following requirements:

(i) Grading of Fine Aggregates

Sieve Size	Percentage by Weight Passing
------------	------------------------------

(ii) Grading of Fine Aggregates

Sieve Size	Percentage by Weight Passing
10 mm	100
5 mm	89-100
2.5 mm	60-100
1.2 mm	30-100
0.6 mm	15- 54
0.3 mm	5- 40
0.15 mm	0 - 15

Other requirements for aggregates are as follows:

(iii) Fine Aggregates

Fitness Modulus, AASHTO M-6 : 2.3 – 3.1
 Sodium Sulphate Soundness, AASHTO T104 : Max. 10% loss
 Content of Friable Particles AASHTO 112 : Max 1% by weight
 Sand Equivalent, AASHTO T176 : Min. 75

(iv) Coarse Aggregate

Abrasion, AASGTO T96 : Max. 405 loss

Soft Fragment and shale, AASHTO M80 : Max. 5% by weight
Thin and elongated Pieces, AASHTO M80 : Max. 15%

(v) Water

All sources of water to be used with cement shall be approved by the Engineer. Water shall be free from injurious quantities of oil, alkali, vegetable matter and salt as determined by the Engineer.

(vi) Admixture

Only admixture, which have been tested and approved in the site laboratory through trial mixing for design proportion shall be used.

Before selection of admixture, the Contractor shall submit to the Engineer the specific information or guarantees prepared by the admixture supplier.

The contractor shall not exclude the admixture from concrete proportions.

Concrete class 20/20

Concrete class 20/20 shall be used for culvert walls and slabs. The requirements of Concrete class 20/20 are provided as follows unless otherwise the Engineer will designate any alteration.

Design compressive strength (28 days) : 20N/mm²

Maximum size of coarse aggregates : 20mm

Maximum water/cement ratio of 45% with slump of 80mm

(d) **Proportioning Concrete**

The Contractor shall consult with the Engineer as to mix proportions at least thirty (30) days prior to beginning the concrete work. The actual mix proportions of cement, aggregates, water and admixture shall be determined by the Contractor under supervision of the Engineer in the site laboratory.

The Contractor shall prepare the design proportions which has 120% of the strength requirement specified for the designated class of concrete.

No class of concrete shall be prepared or placed until its job-mix proportions have been approved by the Engineer.

(e) **Concrete Work**

i. **Batching**

Batching shall be done by weight with accuracy of:

Cement	: ½ percent
Aggregate	: ½ percent
Water and Admixture	: 1 percent.

- ii. Equipment should be capable of measuring quantities within these tolerances for the smallest batch regularly used, as well as for larger batches.

The accuracy of batching equipment should be checked every month in the presence of the Engineer and adjusted when necessary.

iii. **Mixing and delivery**

Slump of mixed concrete shall be checked and approved at an accuracy of +25mm against designated slump in these specifications.

iv. **Concrete in hot weather**

No concrete shall be placed when the ambient air temperature is expected to exceed thirty three degrees celsius (33⁰c) during placement operations).

v. Concreting at night

No concrete shall be mixed, placed or finished when natural light is insufficient, unless an adequate approved artificial lighting system is operated, such night work is subject to approval by the engineer.

vi. Placing

In preparation of the placing of concrete, the interior space of forms shall be cleaned and approved by the engineer prior to placing concrete. All temporary members except tie bars to support forms shall be removed entirely from the forms and not buried in the concrete. The use of open and vertical chute shall not be permitted unless otherwise directed by the engineer.

The Contractor shall provide a sufficient number of vibrators to properly compact each batch immediately after it is placed in the forms.

(f) **Measurement and Payment**

Measurements for the Concrete Works Class 20/20 of culvert walls and slabs shall be made in cubic metres for the walls and slabs actually constructed, measured from their dimensions shown on the Drawings. Payment for the Concrete Works (Class 20/20) of culvert walls and slabs shall be the full compensation for furnishing all materials of the concrete mixing, delivering, placing and curing the concrete, equipment and tools, labour and other incidental necessary for the completion of the work in accordance with the Drawings and these Specifications and as directed by the Engineer.

SECTION 20 - ROAD FURNITURE

2001 ROAD RESERVE BOUNDARY POSTS

Road reserve boundary posts shall be provided as directed by the Engineer and in compliance with Standard Specification clause 2001. They shall be placed at 50m. intervals along the boundary of the road reserve.

2003 EDGE MARKER POST

Edge marker post shall be provided as directed by the Engineer and in compliance with Standard Specification clause 2003

2004 PERMANENT ROAD SIGNS

Permanent Road Signs shall be provided as directed by the Engineer and in compliance with the requirements of the "Manual for Traffic Signs in Kenya" Part II and standard Specification clause 2004.

2004B EXISTING ROAD SIGNS

Where directed by the Engineer, the Contractor shall take down road signs including all posts, nuts, bolts and fittings, and remove and dispose of the concrete foundation and backfill the post holes. The signs shall be stored as directed by the Engineer.

Measurement and payment for taking down road signs shall be made by the number of signs of any type and size taken down, cleaned and stored as directed.

2005 ROAD MARKING

Paint for road marking shall be internally reflectorized hot applied thermoplastic material in accordance with Clause 219 of the Standard Specification.

The rates inserted in the Bills of Quantities for road marking shall include for prior application of approved tack coat.

2005A RAISED PAVEMENT MARKERS – ROAD STUDS

MATERIAL

Road studs are moulded of acrylonitrile butadiene styrene (ABS) conforming to ASTM Specification D1788 – 68, class 5-2-2 shell filled with inert, thermosetting compound and filler. The lens portion of the marker of the marker is of optical menthlymethacrylic.

CONSTRUCTION

The road studs shall be constructed of high impact ABS containing a multi-biconvex glass lens reflector system. It shall be of monolithic construction, and not less than 98.5. m². The height of the marker shall not exceed 17mm and the underside shall contain a non-honeycomb base (flat).

REQUIREMENTS

The markers shall conform to the following requirements

Colour

Shall be white, yellow or red as specified and the Retro – reflectance values should conform to the testing procedures of ASTME 809.

Impact Resistance

The market shall not crack or break when tested using a 1000-gram weight from a height of 1 metre. (ASTM D 2444) or BS 3900 Part E3.

Resistance to Water Penetration

Shall not have water penetration behind the lens after submerged in a water bath at 70 + 50 °F for 10 minutes. And it should still meet the reflectance Requirement. BS 998.

Heat Resistance

Shall comply with the initial brightness as per BS 873 Part IV of 1978

Night Visibility

The marker shall be bright as per BS 873 Part IV of 1978

Compression Resistance

There shall be no cracking sound at a pressure lower than 25 tones as per BS 873 Part IV of 1978.

Corrosion Resistance

After immersing a sample of Road stud in a solution containing 30g/l of sodium chloride for 30 days, there shall not be any signs of corrosion -(BS998).

NOTE: These markers are intended for application directly to pavement surfaces and are compatible with raised pavement makers. These adhesives should be of high quality and tested for conformance to customer requirements.

ADHESIVES

They shall be of Resin Type–Epoxy of 2 different components part 1 and 2 i.e., Adhesive and Reactor without any volatile solvents in both.

Pot life: not less than 20 minutes at 20 °C

Rotational cure time: between 20 and 30 minutes at 20 °C

Hard cure: Between 40 and 60 minutes at 20 °C

APPLICATION INSTRUCTION

Preparation of Pavements

Make sure that the road Surface is absolutely dry and free of oil and grease.

Mixing of Adhesive

Pour component B into the container of component A. Stir mixture by hand with a wooden or metal stick until uniform Grey Tint without a strike is obtained.

Installation

Pour the mixture on to the underside of the road stud. Then place the road stud firmly on the road surface. Adhesive should stand out for about 5mm to 10 mm over the edges of the stud.

Protection from the Traffic

Protect studs from traffic for 2 hours until the adhesive has properly hardened. Try by touching the adhesive.

NUMBER OF STUDS NEEDED FOR LABORATORY TESTS.

In order to approve a particular type of road stud, 4 sample road studs of each colour shall be submitted.

2006 GUARDRAILS

Contrary to the Standard Specification, guardrail posts shall be concrete 200 mm diameter set vertically at least 1.2m into the shoulder as directed by the Engineer. Spacer blocks shall also be made of concrete.

Beams for guardrails shall be "Armco Flex beam" or similar obtained from a manufacturer approved by the Engineer.

2007 KERBS

a) Vertical Joints

Vertical joints between adjacent Kerbs shall not be greater than 5 mm in width and shall be filled with a mortar consisting of 1:3 cement: sand by volume.

b) Transition between flush and raised kerbs

The transition between flush and raised kerbs (e.g., at bus bays) shall be termed as ramped kerbs. The transition between flush and raised kerbs shall occur within a length of 2.0 m.

2008 EDGE MARKER POSTS

Edge marker posts shall be provided as directed by the Engineer and in compliance with Standard Specification clause 2008.

2009 RUMBLE STRIPS

Where directed by the Engineer, the Contractor shall provide, place, trim, shape and compact to line and level asphalt concrete rumble strips on the finished shoulders. This shall be done to the satisfaction of the Engineer

2010 BOLLARDS

Where directed by the Engineer, the Contractor shall provide, and install 150mm diameter steel encased bollards. The Bollards shall be concreted 300mm into the ground and 900mm above the ground, they shall be painted and marked with two strips of retro reflective yellow tape around the post. Concrete shall be class 15/20.

2011 MEASUREMENT AND PAYMENT

Road reserve boundary posts

Road reserve boundary posts shall be measured by the number erected

Permanent road signs

Permanent road signs shall be measured by the number of each particular size erected.

Road marking

Road markings in yellow or white material shall be measured in square metres calculated as the plan area painted.

Road Studs

Road studs shall be measured by the number of each particular size erected.

Guardrail

Guardrail shall be measured by the metre as the length of the guardrail constructed.

2202 MEASUREMENTS AND PAYMENT

(a) Plant

Where items of major plant listed in the schedule of Day works are specified by type (e.g., Concrete mixer etc.) the power rating if such items of plant are provided by the Contractor shall not be lower than the power ratings of such plant manufactured within the last two years prior to the date of BID. Any item of major plant employed upon Day works that has a power rating lower than specified above shall be paid for at rates lower than those in the schedule of Day works. The reduction in the rate payable shall be in proportion to the reduction in power rating below that specified above.

SECTION 23: CONCRETE PAVING BLOCK

This works shall consist of providing, laying and fixing of concrete paving blocks and concrete paving slabs on a sand base on the driveway and walkways and other areas as directed by the Engineer.

a. Concrete Paving Blocks

The paving blocks shall be of type S of any shape fitting within a 295 mm square coordinating space and a work size thickness of at least 30 mm. The blocks shall confirm to the requirements of BS 6717: Pt. 1:1986 or Kenya standard equivalent.

The laying shall be broken at intervals of 50 m by concrete ribs of class 25 concrete.

The blocks shall be laid on a 40 mm minimum sand base whose specifications are as in section (b) of this specification.

b. Sand for Sand Base

Sand used as bedding for paving blocks and slabs shall be natural sand either pit or river sand. The grading shall conform and be parallel as much as possible to KS02 – 95 Parts 1 & 2: 1984 for zones 1, 2 or 3. The other requirements shall be as specified in section 1703 (c) of Standard Specifications.

c. Measurement and Payment

Payment for paving blocks and paving slabs shall be by square metre laid. The rate quoted would include the cost of haulage to site of the blocks, slabs and sand, as no extra payment shall be made for haulage

PERFORMANCE BASED CONTRACT FOR THE MAINTENANCE OF MUTHAIGA - KIAMBU (B32) ROAD

SUPERVISION CHECKLIST

Supervision Check List

Project Name:	PERFORMANCE BASED CONTRACT FOR THE MAINTENANCE OF MUTHAIGA - KIAMBU (B32) ROAD	Date	Signatures
1. This checklist is for Resident Engineer to check Contractor's work execution process.		The Engineer's Representative (Project Engineer)	
2. Fill in date of checking as (day/month), mark as indicated in Filling Example, and state remarks.			
3. Put this check list in the Monthly Progress Report.		resident Engineer	

Item	Check Point	before	During execution									after	Remarks
		Date	Date	Date	Date	Date	Date	Date	Date	Date	Date	Date	Reason for unsatisfactory performance (Site diary No.) Corrective order by authority (Date) Excellent point to be specified
1	Execution system in general	1-1	Works Execution Programme (including its revised version if any) is	<input type="checkbox"/>	<input type="checkbox"/>	<input type="checkbox"/>	<input type="checkbox"/>	<input type="checkbox"/>	<input type="checkbox"/>	<input type="checkbox"/>	<input type="checkbox"/>	<input type="checkbox"/>	

PERFORMANCE BASED CONTRACT FOR THE MAINTENANCE OF MUTHAIGA - KIAMBU (B32) ROAD

			submitted before the date specified in contract document										
		1-2	Works Execution Programme properly reflects the given specifications and site conditions	<input type="checkbox"/>	<input type="checkbox"/>	<input type="checkbox"/>	<input type="checkbox"/>	<input type="checkbox"/>	<input type="checkbox"/>	<input type="checkbox"/>	<input type="checkbox"/>	<input type="checkbox"/>	
		1-3	Execution procedures are in accordance with Works Execution Programme		<input type="checkbox"/>	<input type="checkbox"/>	<input type="checkbox"/>	<input type="checkbox"/>	<input type="checkbox"/>	<input type="checkbox"/>	<input type="checkbox"/>	<input type="checkbox"/>	
2	Equipment holding	2-1	All equipment used are properly mobilized in accordance		<input type="checkbox"/>	<input type="checkbox"/>	<input type="checkbox"/>	<input type="checkbox"/>	<input type="checkbox"/>	<input type="checkbox"/>	<input type="checkbox"/>	<input type="checkbox"/>	

PERFORMANCE BASED CONTRACT FOR THE MAINTENANCE OF MUTHAIGA - KIAMBU (B32) ROAD

			with Works Execution Programme										
		2-2	All equipment used is well maintained during the execution of works		<input type="checkbox"/>	<input type="checkbox"/>	<input type="checkbox"/>	<input type="checkbox"/>	<input type="checkbox"/>	<input type="checkbox"/>	<input type="checkbox"/>	<input type="checkbox"/>	
3	Contractor's in-house staff	3-1	Qualified technical staff of Contractor are properly assigned as specified in Works Execution Programme		<input type="checkbox"/>	<input type="checkbox"/>	<input type="checkbox"/>	<input type="checkbox"/>	<input type="checkbox"/>	<input type="checkbox"/>	<input type="checkbox"/>	<input type="checkbox"/>	
		3-2	Contractor's in-house key staff understand work process and schedule properly		<input type="checkbox"/>	<input type="checkbox"/>	<input type="checkbox"/>	<input type="checkbox"/>	<input type="checkbox"/>	<input type="checkbox"/>	<input type="checkbox"/>	<input type="checkbox"/>	

PERFORMANCE BASED CONTRACT FOR THE MAINTENANCE OF MUTHAIGA - KIAMBU (B32) ROAD

		3-3	Contractor's in-house staff give technical guidance and direction to workers and operators properly and timely		<input type="checkbox"/>	<input type="checkbox"/>	<input type="checkbox"/>	<input type="checkbox"/>	<input type="checkbox"/>	<input type="checkbox"/>	<input type="checkbox"/>	<input type="checkbox"/>	
		3-4	Communications with authority in writing is properly and timely		<input type="checkbox"/>	<input type="checkbox"/>	<input type="checkbox"/>	<input type="checkbox"/>	<input type="checkbox"/>	<input type="checkbox"/>	<input type="checkbox"/>	<input type="checkbox"/>	
4	Personnel employment	4-1	Workers and operators are deployed in accordance with Works Execution Programme		<input type="checkbox"/>	<input type="checkbox"/>	<input type="checkbox"/>	<input type="checkbox"/>	<input type="checkbox"/>	<input type="checkbox"/>	<input type="checkbox"/>	<input type="checkbox"/>	
		4-2	Wage										

PERFORMANCE BASED CONTRACT FOR THE MAINTENANCE OF MUTHAIGA - KIAMBU (B32) ROAD

			payment is properly made on time		<input type="checkbox"/>	<input type="checkbox"/>	<input type="checkbox"/>	<input type="checkbox"/>	<input type="checkbox"/>	<input type="checkbox"/>	<input type="checkbox"/>	<input type="checkbox"/>		
5	Site base facilities	5-1	Office and stockyard are prepared in accordance with Works Execution Programme		<input type="checkbox"/>	<input type="checkbox"/>	<input type="checkbox"/>	<input type="checkbox"/>	<input type="checkbox"/>	<input type="checkbox"/>	<input type="checkbox"/>	<input type="checkbox"/>		
		5-2	Site is well maintained during the work execution and cleared on completion		<input type="checkbox"/>	<input type="checkbox"/>	<input type="checkbox"/>	<input type="checkbox"/>	<input type="checkbox"/>	<input type="checkbox"/>	<input type="checkbox"/>	<input type="checkbox"/>		
		5-3	Material stored on site is properly managed during the work execution		<input type="checkbox"/>	<input type="checkbox"/>	<input type="checkbox"/>	<input type="checkbox"/>	<input type="checkbox"/>	<input type="checkbox"/>	<input type="checkbox"/>	<input type="checkbox"/>		

PERFORMANCE BASED CONTRACT FOR THE MAINTENANCE OF MUTHAIGA - KIAMBU (B32) ROAD

6	Quality and quantity management	6-1	Material testing, structural examination, and measurements are properly and Periodically conducted based on specifications and Works Execution Programme		<input type="checkbox"/>	<input type="checkbox"/>	<input type="checkbox"/>	<input type="checkbox"/>	<input type="checkbox"/>	<input type="checkbox"/>	<input type="checkbox"/>		
		6-2	Results of material testing, structural examination and measurements are within the specifications.		<input type="checkbox"/>	<input type="checkbox"/>	<input type="checkbox"/>	<input type="checkbox"/>	<input type="checkbox"/>	<input type="checkbox"/>	<input type="checkbox"/>		

PERFORMANCE BASED CONTRACT FOR THE MAINTENANCE OF MUTHAIGA - KIAMBU (B32) ROAD

		6-3	Results of material testing, structural examination, and measurements are properly compiled as reports for confirmation		<input type="checkbox"/>	<input type="checkbox"/>	<input type="checkbox"/>	<input type="checkbox"/>	<input type="checkbox"/>	<input type="checkbox"/>	<input type="checkbox"/>	<input type="checkbox"/>		
7	Work scheduling	7-1	Understanding of critical path and its reflection on scheduling is proper		<input type="checkbox"/>	<input type="checkbox"/>	<input type="checkbox"/>	<input type="checkbox"/>	<input type="checkbox"/>	<input type="checkbox"/>	<input type="checkbox"/>	<input type="checkbox"/>		
		7-2	Actual proceedings are periodically compared to the planned schedule		<input type="checkbox"/>	<input type="checkbox"/>	<input type="checkbox"/>	<input type="checkbox"/>	<input type="checkbox"/>	<input type="checkbox"/>	<input type="checkbox"/>	<input type="checkbox"/>		

PERFORMANCE BASED CONTRACT FOR THE MAINTENANCE OF MUTHAIGA - KIAMBU (B32) ROAD

			described in Works Execution Programme										
		7-3	Changes caused by site conditions are properly handled to keep things on schedule		<input type="checkbox"/>	<input type="checkbox"/>	<input type="checkbox"/>	<input type="checkbox"/>	<input type="checkbox"/>	<input type="checkbox"/>	<input type="checkbox"/>	<input type="checkbox"/>	
		7-4	All works are completed within the contract term or within the extended term as allowed									<input type="checkbox"/>	
8	Work safety management	8-1	No accident occurs to workers, operators, or third-parties.		<input type="checkbox"/>	<input type="checkbox"/>	<input type="checkbox"/>	<input type="checkbox"/>	<input type="checkbox"/>	<input type="checkbox"/>	<input type="checkbox"/>	<input type="checkbox"/>	

PERFORMANCE BASED CONTRACT FOR THE MAINTENANCE OF MUTHAIGA - KIAMBU (B32) ROAD

		8-2	Safety of workers and operators is considered		<input type="checkbox"/>	<input type="checkbox"/>	<input type="checkbox"/>	<input type="checkbox"/>	<input type="checkbox"/>	<input type="checkbox"/>	<input type="checkbox"/>	<input type="checkbox"/>	
		8-3	Accident prevention efforts for third-parties are proper		<input type="checkbox"/>	<input type="checkbox"/>	<input type="checkbox"/>	<input type="checkbox"/>	<input type="checkbox"/>	<input type="checkbox"/>	<input type="checkbox"/>	<input type="checkbox"/>	
		8-4	Traffic and site safety devices are properly installed and managed		<input type="checkbox"/>	<input type="checkbox"/>	<input type="checkbox"/>	<input type="checkbox"/>	<input type="checkbox"/>	<input type="checkbox"/>	<input type="checkbox"/>	<input type="checkbox"/>	
		8-5	Temporary facilities (e.g., scaffolding) are constantly checked		<input type="checkbox"/>	<input type="checkbox"/>	<input type="checkbox"/>	<input type="checkbox"/>	<input type="checkbox"/>	<input type="checkbox"/>	<input type="checkbox"/>	<input type="checkbox"/>	
9	Environmental and social	9-1	Environmental and social		<input type="checkbox"/>	<input type="checkbox"/>	<input type="checkbox"/>	<input type="checkbox"/>	<input type="checkbox"/>	<input type="checkbox"/>	<input type="checkbox"/>	<input type="checkbox"/>	

PERFORMANCE BASED CONTRACT FOR THE MAINTENANCE OF MUTHAIGA - KIAMBU (B32) ROAD

managem ent		mitigation efforts (e.g., against noise, vibration, emission, and dust) are conducted										
	9-2	Waste material from site is properly disposed		<input type="checkbox"/>	<input type="checkbox"/>	<input type="checkbox"/>	<input type="checkbox"/>	<input type="checkbox"/>	<input type="checkbox"/>	<input type="checkbox"/>	<input type="checkbox"/>	
	9-3	Damage to existing roads, works and services is avoided or are repaired when it occurs		<input type="checkbox"/>	<input type="checkbox"/>	<input type="checkbox"/>	<input type="checkbox"/>	<input type="checkbox"/>	<input type="checkbox"/>	<input type="checkbox"/>	<input type="checkbox"/>	
	9-4	No overloading for work-related		<input type="checkbox"/>	<input type="checkbox"/>	<input type="checkbox"/>	<input type="checkbox"/>	<input type="checkbox"/>	<input type="checkbox"/>	<input type="checkbox"/>	<input type="checkbox"/>	

PERFORMANCE BASED CONTRACT FOR THE MAINTENANCE OF MUTHAIGA - KIAMBU (B32) ROAD

[illegible]

Filling Example: ✓ Check point is satisfactory	■ Check point is unsatisfactory	N/A Not applicable
--	---------------------------------	--------------------

SECTION VII – BILLS OF QUANTITIES

BILLS OF QUANTITIES

The tender includes the following Bills of Quantities:

- i) Bills of Quantities for Maintenance Services
- ii) Bills of Quantities for Rehabilitation Works and Improvement Works

A. BOQ SUMMARY

Description	Amount (in figures)
A. TOTALS BROUGHT FORWARD a) Maintenance Services in an amount of <i>[amount in words] KSh</i> b) Rehabilitation Works and Improvement Works in an amount of <i>[amount in words] KSh</i>	
B. SUB-TOTAL = (a) + (b)	
C. Add 16% VAT	
D. GRAND TOTAL = C + D (Carried to the Form of Tender)	

B. BILLS OF QUANTITIES FOR MAINTENANCE SERVICES

1. The Bills of Quantities for Maintenance Services shall be read in conjunction with the Instructions to Tenderers, Conditions of Contract, Specifications and the Drawings.
2. This Bills of Quantities is the basis for payment of maintenance services that are to be provided on a lump sum per km basis for maintaining the roads covered under the contract, at the Service Levels defined in the Specifications. The rates given by the Tenderer shall, except insofar as is otherwise provided under the Contract, include all plant, equipment, labour, management and supervision, materials, erection, maintenance, insurance, profit, taxes and duties, together with all general risks, liabilities and obligations set out or implied in the Contract.
3. Payment shall be made in accordance with the actual performance of the Contractor and compliance with the Service Level criteria given in the Specifications for each road. Failure to meet the Service Levels will result in payment reductions in accordance with Clause 47 of the General Conditions and the Performance Specifications.
4. The unit rates and prices shall be quoted entirely in local currency but payment will be made in the proportions and currencies quoted in the Schedule of Adjustment Data.
5. A unit rate or price shall be entered by the Tenderer against each item in the Bill of Quantities. The cost of items against which the Tenderer has failed to enter a unit rate or price shall be deemed to be covered by other unit rates and prices entered in the Bill of Quantities.
6. General directions and descriptions of work and materials are not repeated or summarized in the Bill of Quantities. References to the relevant sections of the Contract documentation shall be made before entering rates or prices against each item in the Bill of Quantities.
7. The method of measurement of completed work for payment shall be in accordance with the measurement and payment provisions of the relevant section in the Performance Specifications.
8. Arithmetical errors discovered prior to award of the Contract will be corrected by the Procuring Entity pursuant to the Instructions to Tenderers.

C. 1. BILL OF QUANTITIES AND UNIT PRICES FOR MAINTENANCE SERVICES

Price No	Description of Service and Price	Unit Price
1.		In Local Currency
	Unit Price per kilometer and month	
	<p>This price is the full remuneration to the Contractor to carry out the services and works required in order to reach and maintain the services levels described in the Specifications and elsewhere in the contract. It further includes the activities of the Contractor related to self-control, quality assurance and material testing.</p> <p>The Unit Price per kilometer and month is:</p>	

2 BILL OF QUANTITIES FOR MAINTENANCE SERVICES AND THEIR PRICES

Price No.	Road or road section	Length (km)	Service Level	Unit Price per kilometer and month	Total Price
2	Monthly lump sum payment	12			
SUB-TOTAL per month:					
Multiply by number of months (duration of contract)					
Total for contract period (Carried to Summary)					

D. BILL OF QUANTITIES FOR REHABILITATION AND IMPROVEMENT WORKS

1. The Bills of Quantities for Rehabilitation Works and for Improvement Works shall be read in conjunction with the Instructions to Tenderers, Conditions of Contract, Specifications and the Drawings.

a) Bill of Quantities for Rehabilitation Works

2. The Bill of Quantities for Rehabilitation Works presents a number of explicit activities considered necessary to rehabilitate particular road sections before some or all of the Service Level criteria for performance-based maintenance defined in the Specifications can be applied. The Tenderer shall undertake a detailed assessment of road conditions at the time of Tender. The location and extent of the particular rehabilitation works considered necessary to reach required Service Levels shall be indicated by the Tenderer in his Tender submission.
3. Although the tendering document may show estimated quantities of Rehabilitation Works, it is the responsibility of the Tenderer to prepare his own estimate for the quantity of work required for each rehabilitation activity, and he shall indicate these quantities in the Bill of Quantities.
4. The Procuring Entity may in some cases indicate fixed quantities for some specific Rehabilitation Works, such as asphalt resurfacing. Those cases are clearly indicated as such by the Procuring Entity in the TDS Specifications and the Bill of Quantities for Rehabilitation Works.
5. Payment for Rehabilitation Works shall be made in relation to the work outputs satisfactorily completed in conformity with the Specifications as measured by the Contractor and verified by the Engineer, and valued at the unit rates and prices stated in the priced Bill of Quantities. The total price for Rehabilitation Works and Improvement Works, if any, shall not exceed the threshold value or percentage given by the Procuring Entity in the TDS.

b) Bill of Quantities for Improvement Works

6. The Bill of Quantities for Improvement Works lists a set of interventions to be carried out by the contractor that add new characteristics to the Road in response to existing or new traffic, safety or other conditions, as defined in the TDS and the Specifications.
7. Payment for Improvement Works shall be made in relation to the work items satisfactorily completed in conformity with the Specifications, as measured by the Contractor and verified by the Engineer, and valued at the unit rates and prices stated in the priced Bill of Quantities for Improvement Works.

c) General

8. The unit rates and prices Tender in the priced Bill of Quantities shall, except insofar as is otherwise provided under the Contract, include all plant, equipment, labor, supervision, materials, erection, maintenance, insurance, profit, taxes and duties, together with all general risks, liabilities and obligations set out or implied in the Contract. Unit rates and prices shall also include the cost of engineering design services, and measures needed to prevent or mitigate environmental impacts and safety measures.
9. The unit rates and prices shall be quoted entirely in local currency but payment will be made in the proportions and currencies quoted in the Schedule of Adjustments.
10. A quantity, unit rate or price shall only be entered against those work items considered necessary to attain the required Service Levels and sustain such Service Levels thereafter through execution of maintenance services that are provided for separately.
11. General directions and descriptions of work and materials are not repeated or summarized in the Bill of Quantities. References to the relevant sections of the Contract documentation shall be made

before entering rates or prices against each item in the Bill of Quantities.

12. The method of measurement of completed work for payment shall be in accordance with the measurement and payment provisions of the relevant section of the Specifications.
13. Arithmetical errors discovered prior to award of the Contract will be corrected by the Procuring Entity pursuant to the Instructions to Tenderers.

RoadCode B32

Structure:

Package: PERFORMANCE BASED MAINTENANCE OF MUTHAIGA - KIAMBU (B32)
ROAD/1-5-21|22-498

Contractor

Section Name

MUTHAIGA - KIAMBU

0

Bill of Quantities		Page: 1
	Summary	Project:
Item No.	Description	Amount (KShs)
1	General: Office administration and overheads/Preliminaries	-
4	SITE CLEARANCE	-
5	EARTHWORKS	-
7	EXCAVATION AND FILLING FOR STRUCTURES	-
8	CULVERT AND DRAINAGE WORKS	-
10	GRADING AND GRAVELLING WORKS	-
12	NATURAL MATERIAL BASES AND SUBBASE	-
14	CEMENT AND LIME TREATED SUBGRADE,SUBBASE AND BASE	-
15	BITUMINOUS SURFACE TREATMENT AND SURFACE DRESSING	-
16	BITUMINOUS MIXES	-
20	ROAD FURNITURE REPAIR AND MAINTENANCE	-
26	PERFORMANCE CONTRACT	-
	Sub Total	
	VAT @ 16 %	-
	Total	-
	Carried to page on the form of Tender	-

Road Code B32

Package: PERFORMANCE BASED MAINTENANCE OF MUTHAIGA - KIAMBU (B32) ROAD

Contractor

0

Section
Name

Bill of Quantities					Page: 1
Bill No.1	General: Office administration and overheads/Preliminaries				Project:
Item No.	Description	Units	Quantity	Unit Bid Rate(Ksh)	Amount KSh
01-80-010A	Payment of Material Testing as detailed in the schedule attached in Appendix C as instructed by Engineer	SUM	568,620	1.00	568,620.00
01-80-011A	Extra over item 01-80-010A for Contractors Overheads and profits	%	568,620		-
01-80-016	Provide and erect publicity signs as directed by the Engineer	NO.	2		-
01-80-017	Provide fuel and maintain with driver,4WD double cabin (adometer:0 - 10000) for exclusive use by the Engineer inclusive of the first 4,000km per vehicle month in accordance with clause 138 of special specification.	V/Months	36		-
01-80-025	Purchase and provide laptop computers as per Clause 133 of special Specification to the Approval of the Engineer. Ownership to revert to the employer at the end of the project.	NO	2		-
01-80-026A	Payment of Resident Engineer Miscellaneous account as detailed in the schedule attached in Appendix B as instructed by the Engineer	Sum		1.00	-
01-80-030A	Payment of Engineers Supervisory Staff including overtime in accordance with clause 137 of Special Specifications and as per Remuneration Rates in Appendix A as instructed by the Engineer	SUM	9,174,000	1.00	9,174,000.00
01-80-031A	Extra over item 01-80-030A for contractors overheads and profits	%	9,174,000		-
01-80-032	Allow a prime cost sum for training of Engineers staff on site	sum	1,512,000	1.00	1,512,000.00
01-80-033	Include percentage of PC sum in item 01-80-032 for contractors overhead and profit	%	1,512,000		-
					-
	Total Carried Forward to Summary:				

Code B32

Section Name

Package: PERFORMANCE BASED MAINTENANCE OF MUTHAIGA - KIAMBU (B32) ROAD

Contractor

0

Bill of Quantities					Page: 2
Bill No.4	SITE CLEARANCE				Project:
Item No.	Description	Units	Quantity	Unit Bid Rate(Ksh)	Amount KSh
04-60-001	Clear site on road reserve including removal of trees, hedges, bushes and other vegetation or deleterious organic material, grub up roots and back fill to 100% MDD (AASHTO T99) with approved material in accordance with the specification	Ha	3		-
04-60-006	Demolish buildings, structures and fences and dispose-off materials	SUM	2,500,000	1	- 2,500,000
04-60-007	Extra .Over Item 04-60-006 for contractors overheads & profits	%	2,500,000		
Total Carried Forward to Summary:					

Road Code B32

Section Name

Package: PERFORMANCE BASED MAINTENANCE OF MUTHAIGA - KIAMBU (B32) ROAD

Contractor

0

Bill of Quantities					Page: 3
Bill No.5	EARTHWORKS				Project:
Item No.	Description	Units	Quantity	Unit Bid Rate(Ksh)	Amount KSh
05-50-008	Cut to spoil in Soft	M ³	8325		
	Total Carried Forward to Summary:				

Section Name

Contractor

0

Bill of Quantities

Page:
4

Bill No.7	EXCAVATION AND FILLING FOR STRUCTURES				Project:
Item No.	Description	Units	Quantity	Unit Bid Rate(Ksh)	Amount KSh
07-60-001	Excavate and back fill for gabions in soft materials	M³	450		
07-60-002	Provide and place gabion boxes and mattresses as specified or as directed by the Engineer	M²	4125		
07-60-003	Provide and place rock fill to gabions and mattresses	M³	750		
07-60-004	Allow for grouting of the rock fill as directed by the Engineer	M²	2475		
	Total Carried Forward to Summary:				

Bill of Quantities

Road

Code B32

Section Name

Package: PERFORMANCE BASED MAINTENANCE OF MUTHAIGA - KIAMBU (B32) ROAD

Contractor

0

Bill of Quantities					Page: 8
Bill No.11	: PAVED ROADS - SHOULDER MAINTENANCE AND REPAIRS				Project:
Item No.	Description	Units	Quantity	Unit Bid Rate(Ksh)	Amount KSh
11-50-002	Prepare surface of existing shoulders, accesses and bus bays, including benching where necessary, water process and compact in accordance with the specification and as directed by the engineer to receive gravel	M ³	44000		
	Total Carried Forward to Summary:				

Road

Code

B32

Section Name

Package: PERFORMANCE BASED MAINTENANCE OF MUTHAIGA - KIAMBU (B32) ROAD

Contractor

0

Bill of Quantities					Page: 8
Bill No.12	NATURAL MATERIAL BASES AND SUBBASE				Project:
Item No.	Description	Units	Quantity	Unit Bid Rate(Ksh)	Amount KSh
12-50-006	Provide, lay and compact to 95% AASHTO 150mm thick gravel in base and shoulders	M ²	4400		
	Total Carried Forward to Summary:				

Road

Code B32

Section Name

Package: PERFORMANCE BASED MAINTENANCE OF MUTHAIGA - KIAMBU (B32) ROAD

Contracto

r

Bill of Quantities					Page: 9
Bill No.14 CEMENT AND LIME TREATED SUBGRADE,SUBBASE AND BASE					Project:
Item No.	Description	Units	Quantity	Unit Bid Rate(Ksh)	Amount KSh
14-50-001	Provide, transport, spread, cement Stabilizer on natural material	TON	190		
14-50-003	Mixing in cement/lime stabilizer into natural gravel	M ³	4400		
14-50-004	Curing and protection of treated layers	M ²	30000		
	Total Carried Forward to Summary:				

Road

Code

B32

Section Name

Package: PERFORMANCE BASED MAINTENANCE OF MUTHAIGA - KIAMBU (B32) ROAD

Contractor

Bill of Quantities					Page: 10
Bill No.15 BITUMINOUS SURFACE TREATMENT AND SURFACE DRESSING					Project:
Item No.	Description	Units	Quantity	Unit Bid Rate(Ksh)	Amount KSh
15-92-001	Provide and Spray MC 30 cut-back bitumen as prime coat to carriageway, shoulders, bus bays and junctions at rate 0.8-1.2 lts/m2 as prime coat	L	36000		
15-93-002	Provide and spray K-160 as tack coat at a rate of 0.8-1.0 L/sq metre as directed by the Engineer	L	137000		
15-60-004	Provide, spread and roll 10/14 mm precoated chipping	M ³	1500		
15-92-002	Provide, heat and spray 80/100 pen grade bitumen for 1st seal on carriageway, on shoulders, bus bays and junction at rate of 0.9-1.2 lts/m2	L	152,000		
	Total Carried Forward to Summary:				

Road

Code

B32

Section Name

Package: PERFORMANCE BASED MAINTENANCE OF MUTHAIGA - KIAMBU (B32) ROAD

Contractor

Bill of Quantities					Page: 11
Bill No.16	BITUMINOUS MIXES				Project:
Item No.	Description	Units	Quantity	Unit Bid Rate(Ksh)	Amount KSh
16-50-012	Provide, lay and compact 50mm AC Type 1	M ³	5380		
	Total Carried Forward to Summary:				

Road
Code B32 Section Name
**Package: PERFORMANCE BASED MAINTENANCE OF
MUTHAIGA - KIAMBU (B32) ROAD/1-5-21|22-498**
Contractor 0

Bill of Quantities

Bill No.20	ROAD FURNITURE REPAIR AND MAINTENANCE				
Item No.	Description	Units	Quantity	Unit Bid Rate(Ksh)	Amount KShs
20-50-001	Provide and erect road reserve boundary posts as shown in the attached drawing and as directed by the Engineer	No.	200		
20-50-010	Guardrail installation	M	200		
20-50-021	provide and install 150-200mm dia Steel encased concrete bollards complete with black and yellow reflective paint strips	NO.	50		
20-70-010	Paint 0.1m wide thermoplastic yellow centerline on the road as specified	M ²	1200		
20-70-011	Paint 0.1m wide thermoplastic white lines on road	M ²	2880		
20-70-055	Provide and install retro-reflective road studs (cat eyes)	NO,	1500		
	Total Carried Forward to Summary:				

Road Code B32

Section Name

Package: PERFORMANCE BASED MAINTENANCE OF MUTHAIGA - KIAMBU (B32) ROAD

Contractor

0

Bill of Quantities					Page: 15
Bill No.26	PERFORMANCE CONTRACT				Project:
Item No.	Description	Units	Quantity	Unit Bid Rate(Ksh)	Amount KSh
26-50-002	Performance Based Routine Maintenance On and Off carriageway paved	Km-Month	432		
26-50-006	Provide user and operational service as per technical specifications sub-clause 11.2 to 11.8 required to maintain the stipulated service quality levels for the entire length of the road included in the Contract	Km-Month	432		
	Total Carried Forward to Summary:				

PART I**RATES FOR ENGINEERS SUPERVISORY STAFF**

NO.	DESIGNATION	KeNHA Grade	Rates					
			Wages & Salaries (Monthly)	Per Diem -Cluster 1 (Daily)	Per Diem -Cluster 2 (Daily)	Per Diem - Cluster 3 (Daily)	Field Allowance (Daily)	Transport Allowance (Daily)
1. Engineers								
1	Director General			18,200.00	12,600.00	10,500	-	-
2	Director			16,800.00	12,600.00	10,500	-	-
3	Resident Engineer (DD)/Deputy Director	3		16,800.00	12,600.00	10,500	-	-
4	Resident Engineer (AD)	4		14,000.00	10,500.00	8,400	-	-
5	Senior Engineer	5		14,000.00	10,500.00	8,400	-	-
6	Engineer	6		11,200.00	8,400.00	7,000	-	-
7	Senior Engineer (Projects)			6,300.00	4,900.00	4,200	-	-
8	Engineer (Projects)			6,300.00	4,900.00	4,200	-	-
9	Assistant Engineer (Projects)			6,300.00	4,900.00	4,200	-	-
10	Intern Engineer (Projects)			6,300.00	4,900.00	4,200	-	-
2. Inspectorate								
1	Roads Superintendent	7		11,200.00	8,400.00	7,000	1,750.00	-
2	Roads Inspector	8			8,400.00	7,000	1,750.00	-

				11,200.00				
3	Roads Overseer	9		6,300.00	4,900.00	4,200	1,050.00	-
4	Inspector (Projects)			6,300.00	4,900.00	4,200	-	500
5	Assistant Inspector (Projects)			6,300.00	4,900.00	4,200	-	500
3. Laboratory								
1	Material Technologist			11,200.00	8,400.00	7,000	1,750.00	-
2	Lab Technician			6,300.00	4,900.00	4,200	1,050.00	-
3	Lab Attendant			6,300.00	4,900.00	4,200	1,050.00	-
4	Lab Technician (Projects)			6,300.00	4,900.00	4,200	1,050.00	-
5	Lab Attendant (Projects)			6,300.00	4,900.00	4,200	1,050.00	-
4. Survey								
1	Senior Surveyor	5		14,000.00	10,500.00	8,400	2,100.00	-
2	Surveyor	6		11,200.00	8,400.00	7,000	1,750.00	-
3	Senior Assistant Surveyor	7		11,200.00	8,400.00	7,000	1,750.00	-
4	Surveyor (Projects)			6,300.00	4,900.00	4,200	-	-
5	Assistant Surveyor (Projects)			6,300.00	4,900.00	4,200	-	-
6	CAD Technician (Projects)			6,300.00	4,900.00	4,200	-	-
7	Leveller (Projects)			6,300.00	4,900.00	4,200	-	-
8	Chainman (Projects)			6,300.00	4,900.00	4,200	-	-

5. Drivers								
1	Senior Driver	8		11,200.00	8,400.00	7,000	1,750.00	-
2	Driver	9		6,300.00	4,900.00	4,200	1,050.00	-
3	Driver (Projects)			6,300.00	4,900.00	4,200	-	-
6. Admin								
1	Senior Officer	5		14,000.00	10,500.00	8,400	-	-
2	Officer	6		11,200.00	8,400.00	7,000	-	-
3	Senior Assistant Officer	7		11,200.00	8,400.00	7,000	-	-
4	Assistant Officer	8		11,200.00	8,400.00	7,000	-	-
5	Senior Office Assistant	9		6,300.00	4,900.00	4,200	-	-
6	Office Assistant	10		6,300.00	4,900.00	4,200	-	-
7	Accountant (Projects)			6,300.00	4,900.00	4,200	-	-
8	Assistant Accountant (Projects)			6,300.00	4,900.00	4,200	-	-
9	Procurement Officer (Projects)			6,300.00	4,900.00	4,200	-	-
10	Assistant Procurement Officer (Projects)			6,300.00	4,900.00	4,200	-	-
11	Environmental Officer (Projects)			6,300.00	4,900.00	4,200	-	-
12	Assistant Environmental Officer (Projects)			6,300.00	4,900.00	4,200	-	-
13	ICT Officer (Projects)			6,300.00	4,900.00	4,200	-	-

14	Assistant ICT Officer (Projects)			6,300.00	4,900.00	4,200	-	-
15	Human Resource Officer (Projects)			6,300.00	4,900.00	4,200	-	-
16	Asst. Human Resource Officer (Projects)			6,300.00	4,900.00	4,200	-	-
17	Secretary (Projects)			6,300.00	4,900.00	4,200	-	-
18	Office Assistant (Projects)			6,300.00	4,900.00	4,200	-	-
19	Office Attendant (Projects)			6,300.00	4,900.00	4,200	-	-
20	Casual Laborer (Daily)			1,000.00	1,000.00	1,000	-	-
21	Intern			6,300.00	4,900.00	4,200	-	-
22	Attachee			6,300.00	4,900.00	4,200	-	-
7. Security (Police Officers)								
1	Inspector	8		11,200.00	8,400.00	7,000.00		
2	Senior Sergeant	8		11,200.00	8,400.00	7,000.00		
3	Sergeant	8		11,200.00	8,400.00	7,000.00		
4	Corporal	9		6,300.00	4,900.00	4,200.00		
5	Constable	10		6,300.00	4,900.00	4,200.00		
SUB TOTAL A (Allowances Provision KenHA Staff for the Contract Duration) =								

PART II

KeNHA PROJECT STAFF RENUMERATION SCALE

1. TECHNICAL STAFF

Civil Engineering Degree Holders

S/n	Staff Designation	Minimum Qualifications	Gross Monthly Renumeration (Man Months) (KShs)
3	Assistant Engineer	i. Holds a Degree in Civil Engineering or its equivalent from an institution recognized by EBK.	93,500.00
		ii. Registered Graduate Civil Engineer with EBK.	
		iii. Has over 3 years Post-Registration Experience in Roads.	
		iv. Has Worked with KeNHA for over 2 years.	

Civil Engineering Diploma Holders

S/n	Staff Designation	Minimum Qualifications	Gross Monthly Renumeration (Man Months) (KShs)
2	Inspector	i. Holds a Diploma in Civil Engineering - Highways Category.	71,500.00
		ii. Has over 3 Years Post graduation Practical Experience in Roads.	
		iii. Has worked with KeNHA for over 2 years.	
3	Assistant Site Inspector	i. Holds a Diploma in Civil Engineering - Highways Category.	52,500.00
		ii. Has over 2 Years Post Graduation Practical Experience in Roads.	

Surveyors

3	Assistant Surveyor/Leveller	i. Holds a Degree/Diploma in Survey or its equivalent	50,000.00
		ii. Fresh from college	

2. NON-TECHNICAL STAFF

Finance Office

Administration

Office Assistant

1	Office Assistant/Clerks	Has O-Level Certificate or its equivalent.	35,000.00
		Trained on data keeping and/or computer applications.	

SUB TOTAL B =

Provision of a lumpsum to be expended in overtime and allowances in accordance to Labour Laws and Human Resource procedures & guidelines (30% of Sub Total B)

SUB TOTAL C (SUBTOTAL B + Provisional Sum for Overtime and Allowances)

GRAND TOTAL CARRIED FORWARD TO BILL 01-80-030A (SUB TOTAL A + SUB TOTAL C) = 9,174,000

APPENDIX B

PERFORMANCE BASED CONTRACT FOR MAINTENANCE OF MUTHAIGA - KIAMBU (B32) ROAD :

Contract No. KeNHA/RD/M/2409/2017

BILL 01-80-026: RE's OFFICE MISCELLANEOUS EXPENSES

ITEM NO.	DESCRIPTION	UNIT	QTY	RATE (KSHS)	AMOUNT (KSHS)
1	A4 Photocopy Papers (White)	Ream	15		
2	Paper Conqueror Laid A4 (Cream)	Ream	4		
3	Paper Conqueror Laid A4 (Blue)	Ream	5		
4	N95 Face Masks	No.	30		
5	3M N95 Mask with Respirator	No.	30		
6	HP toner 78A for Hp Laser Jet Pro MFP M130a	No.	2		
7	HP toner 80A	No.	2		
8	Toner For Heavy Duty Photocopier - Kyocera TA 5500i MK 6305A	No.	2		
9	Konica Minolta Biz Hun C454e-Y-TN 512Y	No.	2		
10	Konica Minolta Biz Hun C454e-Y-TN 512M	No.	2		
11	Konica Minolta Biz Hun C454e-Y-TN 512C	No.	2		
12	Konica Minolta Biz Hun C454e-Y-TN 512K	No.	2		
13	Hp Toner-Cb541A for HP Color LaserJet MFP M428fdw-k-W2210A	No.	2		
14	Hp Toner-Cb541A for HP Color LaserJet MFP M428fdw-k-W2211A	No.	2		
15	Hp Toner-Cb541A for HP Color LaserJet MFP M428fdw-k-W2213A	No.	2		
16	Hp Toner-Cb541A for HP Color LaserJet MFP M428fdw-k-W2212A	No.	2		
17	Hp Toner 59A	No.	2		
OFFICE RENOVATION					
18	Office Renovation	No.	1		
19	Standby Generator (Supply Installation and Maintenance)	No.	1		
SURVEY EQUIPMENT					
1	Hand Held GPS (Garmin 1030 Edge)	No.	5		
	Total amount transferred to item 01-80-026				

APPENDIX C					
<u>LAB TESTS CHARGE SHEET AS PER MTRD</u>					
-	-	-			
CONCRETE CUBES					
S/No.	Description	Cost (Kshs)	Frequency	Total	Allowances =30% of Total
1	Cube Crushin per Cube	400.00	26.00	10,400.00	3,120.00
2	Making and Crushing of cubes (set of 3)	1,500.00	26.00	39,000.00	11,700.00
3	Core Crushing Stregth and capping	600.00	26.00	15,600.00	4,680.00
				65,000.00	19,500.00
AGGREGATES					
			Frequency	Total	Allowances =30% of Total
1	Flakines Index (FI)	600.00	3.00	1,800.00	540.00
2	Bulk Density	500.00	3.00	1,500.00	450.00
3	LAA	1,000.00	3.00	3,000.00	900.00
4	ACV	1,000.00	3.00	3,000.00	900.00
5	Seave Analysis(Course Aggregates)	500.00	3.00	1,500.00	450.00
6	Seave Analysis(Fine Aggregates and Sand)	500.00	3.00	1,500.00	450.00
7	Water Absorbtion and Specific Gravity				

		900.00	3.00	2,700.00	810.00
8	SG	500.00	3.00	1,500.00	450.00
9	Silt and Clay Content	500.00	3.00	1,500.00	450.00
10	AIV	700.00	3.00	2,100.00	630.00
11	10% Fines	1,200.00	3.00	3,600.00	1,080.00
12	Weathering 5 cycles(SSS)	3,000.00	3.00	9,000.00	2,700.00
13	Weathering 5 cycles(SSS) on crushed graded aggregates (ASTM)	3,000.00	3.00	9,000.00	2,700.00
14	Arithmetical Mix Design(Calculation only)	2,500.00	3.00	7,500.00	2,250.00
15	Concrete mix Design (Complete)	10,000.00	3.00	30,000.00	9,000.00
16	Sand Equivalent	1,000.00	3.00	3,000.00	900.00
17	Bulking Curves for sand	800.00	3.00	2,400.00	720.00
				84,600.00	25,380.00
TAR,BITUMEN,ASPHALTS & SEALING COMPOUNDS			Frequency	Total	Allowances =30% of Total
1	Desiltation of volatiles	750.00	2.00	1,500.00	450.00
2	Water Content in Bitumen	750.00	2.00	1,500.00	450.00
3	Penetration Test	500.00	2.00	1,000.00	300.00
4	Softening Point	500.00	2.00	1,000.00	300.00
5	Viscosity of Petroleum Products				

		750.00	2.00	1,500.00	450.00
6	Pre-Mix Design analysis	6,000.00	2.00	12,000.00	3,600.00
7	Mix Desing including Marshall & Voids	15,000.00	2.00	30,000.00	9,000.00
8	Crushing Marshall Specimen (Sets of 3)	1,800.00	2.00	3,600.00	1,080.00
9	Solubility in Trychloroethylene or Carbon Di-sulphide	750.00	2.00	1,500.00	450.00
10	Ductility Test in Bitumen	500.00	2.00	1,000.00	300.00
11	Differenciation Between Tar and Bitumen (Spot Test Only)	300.00	2.00	600.00	180.00
12	Identifiacion of solvents	500.00	2.00	1,000.00	300.00
13	Fibre Aggregates	500.00	2.00	1,000.00	300.00
14	Identifacion of deparated fibre, aggregates etc.	500.00	2.00	1,000.00	300.00
15	Flash Point of Petroleum Products	750.00	2.00	1,500.00	450.00
16	Ash Content	1,000.00	2.00	2,000.00	600.00
17	EVT (Determination)	500.00	2.00	1,000.00	300.00
18	Affinity for Bitumen	750.00	2.00	1,500.00	450.00
19	Mastic Asphalt Analysis	4,000.00	2.00	8,000.00	2,400.00
20	Loss on Heating Test	1,000.00	2.00	2,000.00	600.00
21	Recovery of Bitumen from Mixes	3,000.00	2.00	6,000.00	1,800.00
22	Hot Extraction Method	1,500.00	2.00	3,000.00	900.00

23	Analysis of emulsified Bitumen	1,500.00	2.00	3,000.00	900.00
24	Stability of Sand Mixes	1,000.00		-	-
25	Storage Stability of emulsion(Short Period)	950.00	2.00	1,900.00	570.00
26	Partical Charge Test on Emulsion	750.00	2.00	1,500.00	450.00
27	Wet Track Abrasion Test on Bitumen Emulsion Slurry	4,000.00	-	-	-
28	Bitumen Content Determination by Use of Nucler Gauge	1,000.00	2.00	2,000.00	600.00
29	Surface Texure Depth Determination	900.00	2.00	1,800.00	540.00
30	Premix/ Asphaltic Specific gravity Determination	750.00	2.00	1,500.00	450.00
31	Core Cuttting per core	1,500.00	2.00	3,000.00	900.00
32	Mix Desing by vibrating Hummer Method	15,000.00	-	-	-
33	Mix Desing By Gyratory Compactor Method	17,500.00	-	-	-
34	Core Analysis Including Binder Recovery and testing	7,500.00	2.00	15,000.00	4,500.00
35	Surface Dressing Design	5,000.00	2.00	10,000.00	3,000.00
36	Spread and Spray Rate Measurement per test	1,000.00	2.00	2,000.00	600.00
37	Surry Seal Desing	5,000.00	2.00	10,000.00	3,000.00
38	CutBack Bitumen Design and Analysis	10,000.00	2.00	20,000.00	6,000.00
				154,900.00	46,470.00

SOIL ANALYSIS			Frequency	Total	Allowances =30% of Total
1	Determination of liquid, plastic and linear shrinkage (Atterbergs)	500.00	5.00	2,500.00	750.00
2	Seave Analysis Down to 200 Mesh (0.075mm) Dry	400.00	5.00	2,000.00	600.00
3	Seave Analysis Down to 200 Mesh (0.075mm) Wet	500.00	5.00	2,500.00	750.00
4	Hydrometer analysis for fine-grained soils	650.00	5.00	3,250.00	975.00
5	Complete sieve analysis	1,000.00	5.00	5,000.00	1,500.00
6	Moisture density (compaction test) BS or MOD, AASHTO T180	1,100.00	5.00	5,500.00	1,650.00
7	CBR statically compacted to 100% MDD, OMC AT 4 Day soak	800.00	5.00	4,000.00	1,200.00
8	CBR dynamically compacted at 3 levels, 95% MDD MOD AASHTO day soak	1,800.00	5.00	9,000.00	2,700.00
9	CBR for stabilization and 7 day cure and 7 day soak and statitally compacted to 95%MDD.MOD.AASHTO	2,400.00	5.00	12,000.00	3,600.00
10	CBR for stabilized samples	1,200.00	5.00	6,000.00	1,800.00
11	Determination of specific gravity of medium grained soils	600.00	5.00	3,000.00	900.00
12	UCS tests on stabilised soil 200 x 100 mm dia. Set of 3 tests only	1,500.00	5.00	7,500.00	2,250.00
13	Moisture content determination	400.00	5.00	2,000.00	600.00
14	Sand replacement test	900.00	5.00	4,500.00	1,350.00

15	Sand replacement test for stabilised samples	750.00	5.00	3,750.00	1,125.00
16	Moisture/Density content determination (Compaction Test) Proctor T90 - Sample Preparation before testing	300.00	5.00	1,500.00	450.00
17	Moisture/Density content determination (Compaction Test) Proctor T90 - Vibrating Hammer	1,600.00	5.00	8,000.00	2,400.00
				82,000.00	24,600.00
OTHERS			Frequency	Total	Allowances =30% of Total
1	Chemical Analysis of Lime	1,500.00	1.00	1,500.00	450.00
2	Chemical Analysis of Cement	4,000.00	1.00	4,000.00	1,200.00
3	Thermoplastic Paint Testing with beads	10,000.00	1.00	10,000.00	3,000.00
4	Cat eyes	4,400.00	1.00	4,400.00	1,320.00
5	Guardrail Flex Beam, Post,Bolts and Nuts	6,500.00	1.00	6,500.00	1,950.00
6	Gabion Box	6,500.00	1.00	6,500.00	1,950.00
7	Major Tests on AC	18,000.00	1.00	18,000.00	5,400.00
				50,900.00	15,270.00
				437,400.00	131,220.00
	Amount transferred to Bill item 01-80-010	568,620.00			

--	--	--

Table B. Summary of Payment Currencies

For:

Name of payment currency	A Amount of currency	B Rate of exchange (local currency per unit of foreign)	C Local currency equivalent $C=A*B$	D Percentage of Net Tender Price (NBP) $\frac{100*C}{NBP}$
Local currency		1.00		
Foreign currency #1				
Foreign currency #2				
Net Tender Price				100.00
Provisional sums expressed in local currency	<i>[To be entered by the procuring entity]</i>		<i>[To be entered by the procuring entity]</i>	
Delete if not applicable: Additional provisional sums, expressed in local currency, for ESHS outcomes	<i>[To be entered by the procuring entity]</i>		<i>[To be entered by the procuring entity]</i>	
TENDER PRICE				

SECTION VIII - DRAWINGS

SECTION VIII DRAWINGS

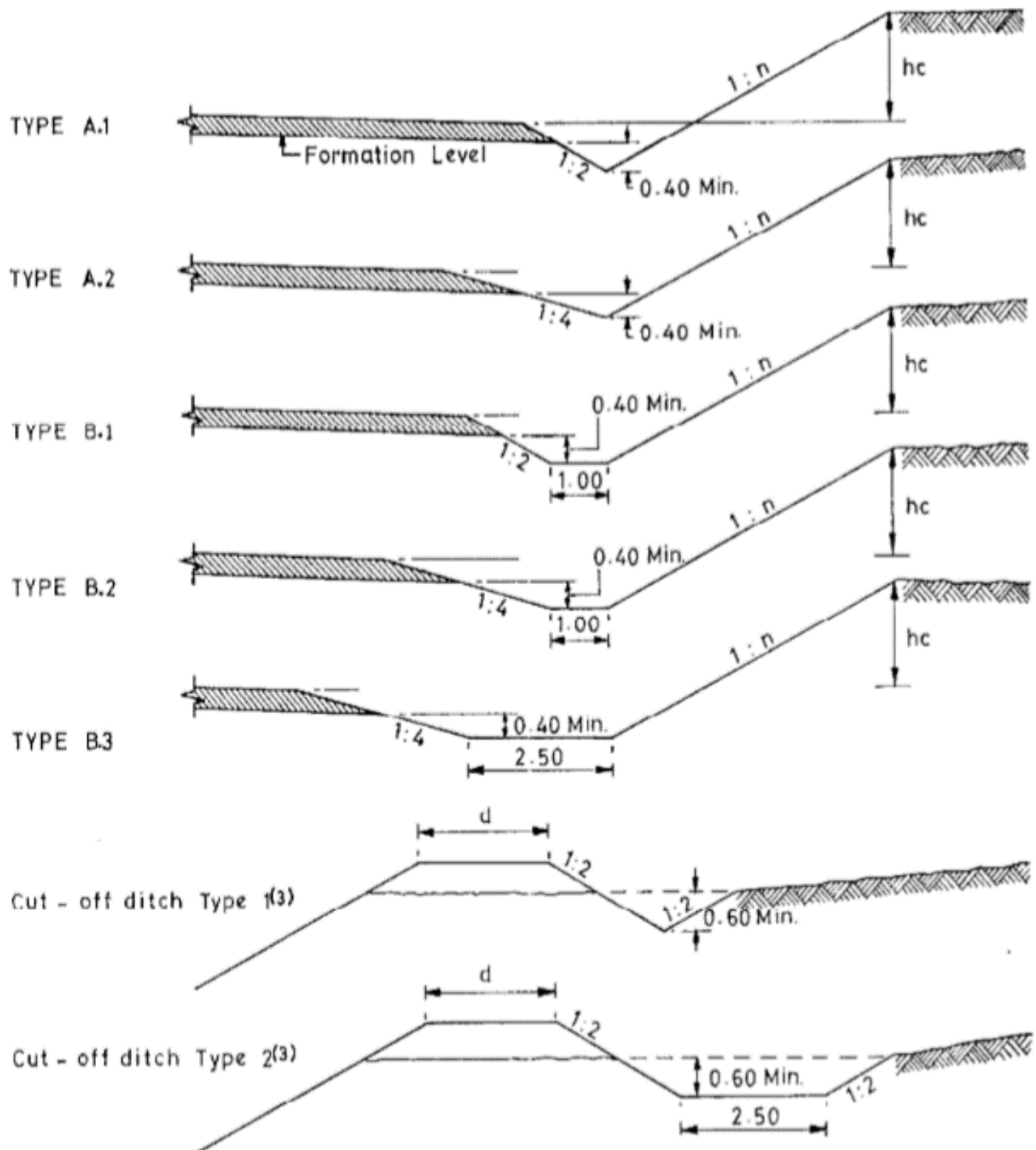
Standard Drawings

Project Specific Drawings

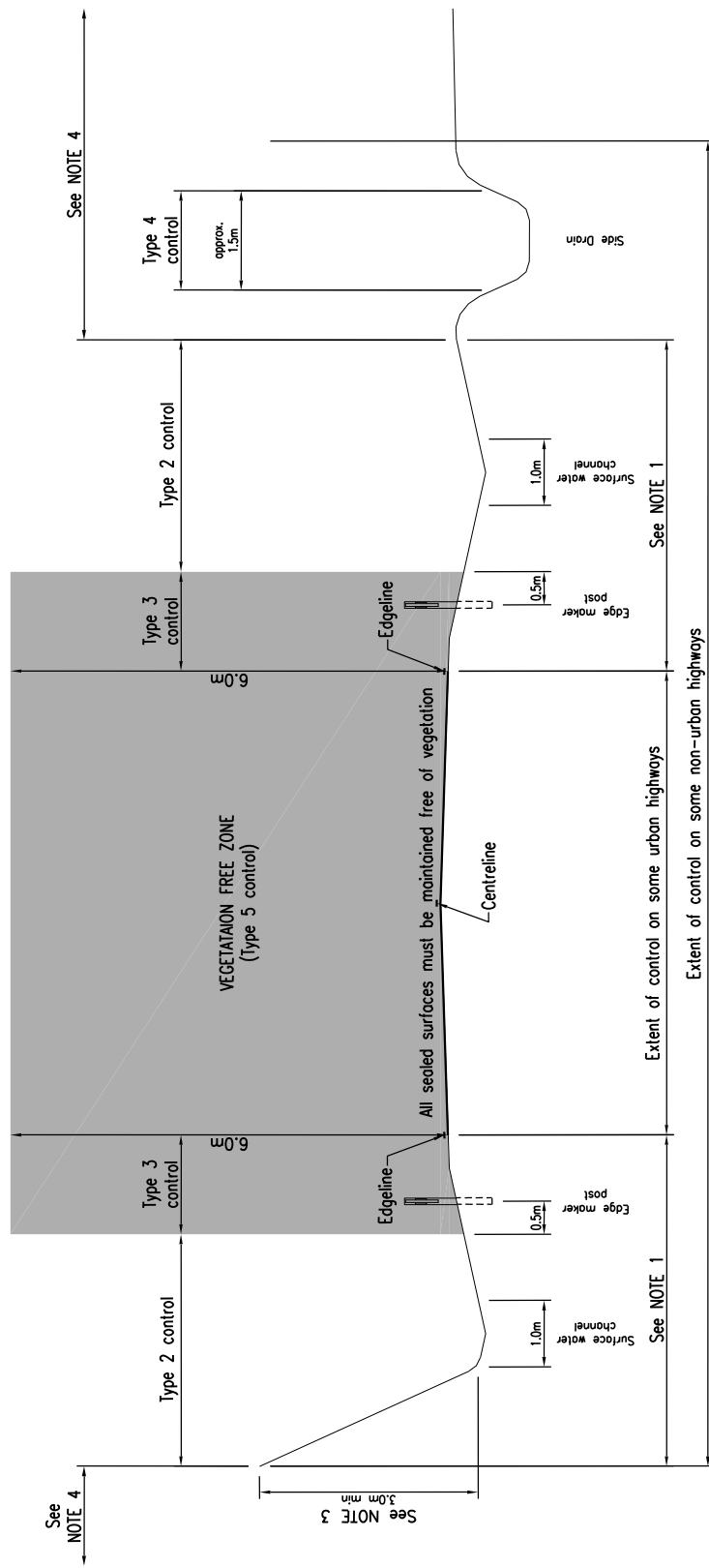
Line Diagrams

Road Condition Survey (ARICS)

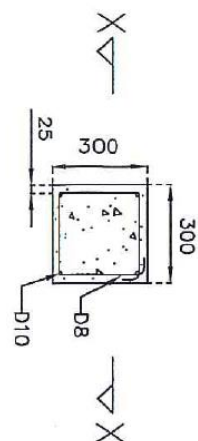
STANDARD DRAWINGS
SIDE DITCHES AND CUT OFF DITCHES



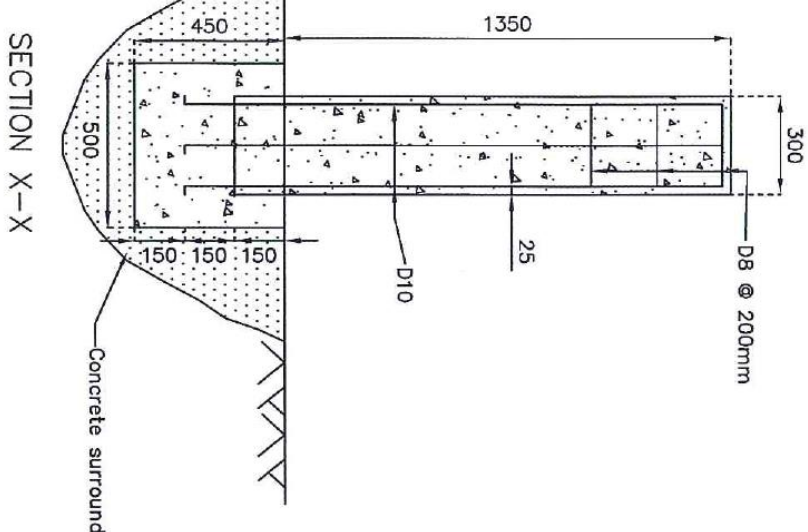
EXTENT AND TYPE OF VEGETATION CONTROL



- NOTE 1 this distance must be a minimum of 3.0m on straights and on the outside of curves and a minimum of 5.0m on the inside of curves.
- NOTE 2 Vegetation free zone must be maintained free of all vegetation.
- NOTE 3 A minimum of 3m to be maintained on the cuts up, and 2m on slope down.
- NOTE 4 These areas must be maintained according to the local requirements

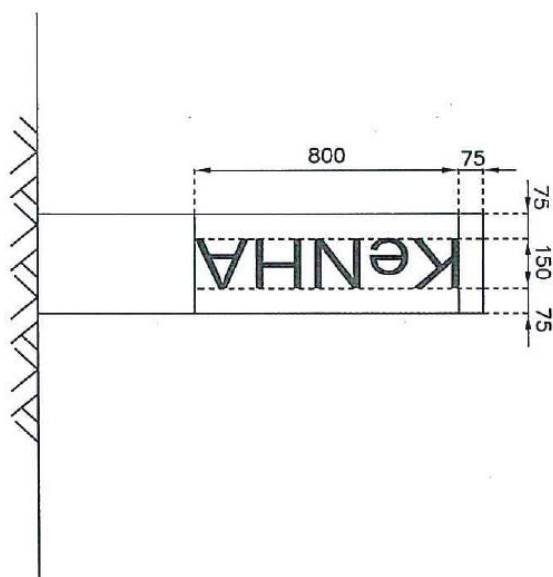


PLAN VIEW



SECTION X-X

MARKER POST LETTERING
(SIDE VIEW)



GENERAL NOTES

1. All dimensions are in mm unless otherwise specified
2. Reinforcement cover is 25mm.
3. Marker post is of concrete class 20/20.
4. Concrete surround is of class 15/.
5. The KenHA lettering should be inscribed into marker post.

TITLE

ROAD RESERVE MARKER
POST DESIGN

DRAWN BY:

ROBERT KYALO

CHECKED BY:

ENG. MUTIL KIVOTO

[Signature]

Date: 6th Feb 2016

Scale:

Drawing Number

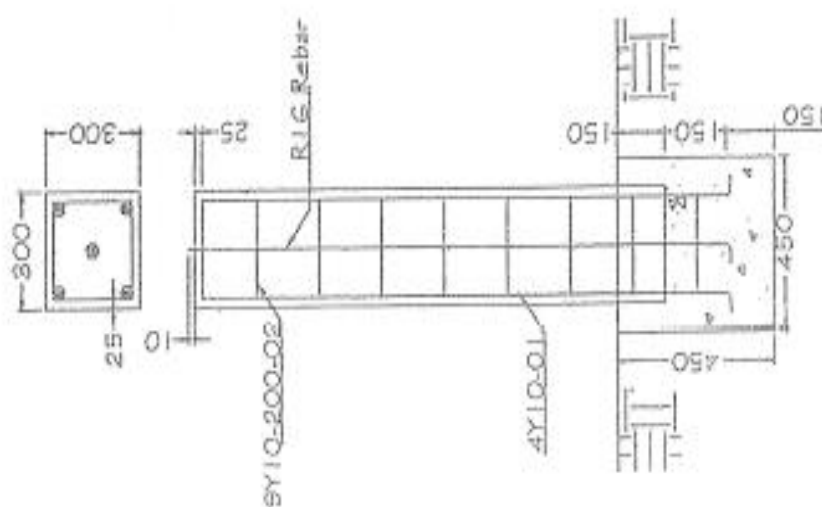
Rev.

Sheet No.

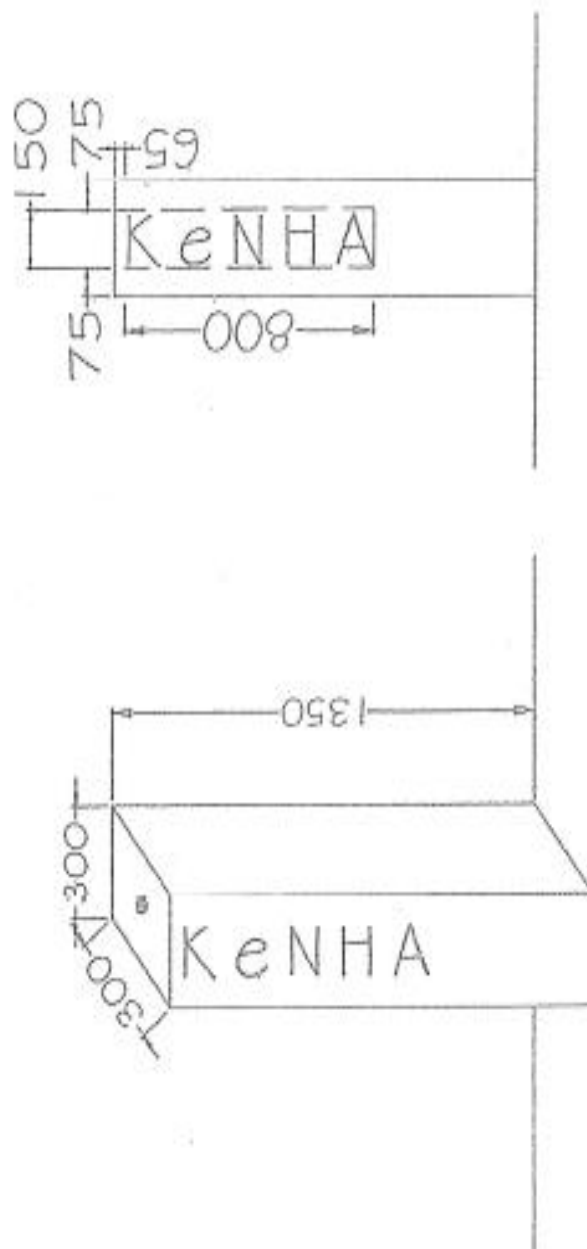
ROAD RESERVE EDGE MARKER POST

Precast Concrete Class 25/20

Dimensions in millimetres

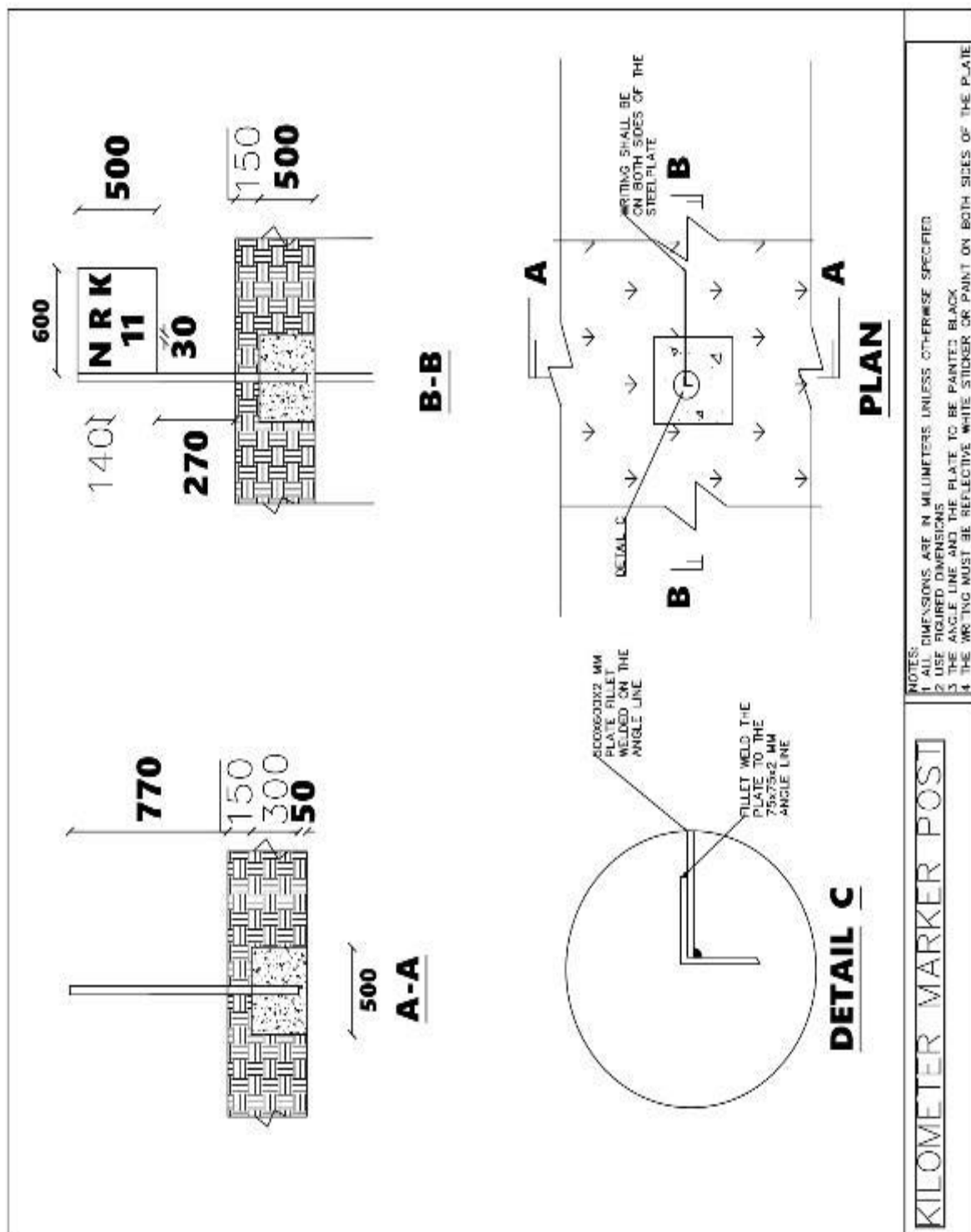


Cross Section



Edge Marker Post Elevation

NB: The post shall be painted white above the ground level while "KeNHA" shall be engraved in black



DIAGRAMS FOR STANDARDIZATION OF HUMPS

also erode over time. Reliance should therefore not be placed on using rumble strips alone to reduce speeds.

Rumble strips can be used for example in the following situations:

- Before a local speed limit
- At an approach to a dangerous intersection
- Before a sharp bend
- Before a hump.

Uganda design manual recommend the following principles (Figure 2-16a) to be observed when using rumble strips:

- Rumble strips should normally be in groups of 4 strips
- The height of the strips shall be no more than 10 – 15 mm
- The strip width should be 0.5 m
- One set of rumble strips is usually enough within 50km/h sections
- The last or only strip should be located 30 to 50 m before the hazard
- Pre-warning sets can, if used, be located 20 to 80 m before the hazard depending on speeds
- Rumble strips should preferably have yellow thermoplastic lines across the top for better visibility
- Strips should continue across the full width of the carriageway, including the shoulders but be terminated so that they do not interfere with drainage.

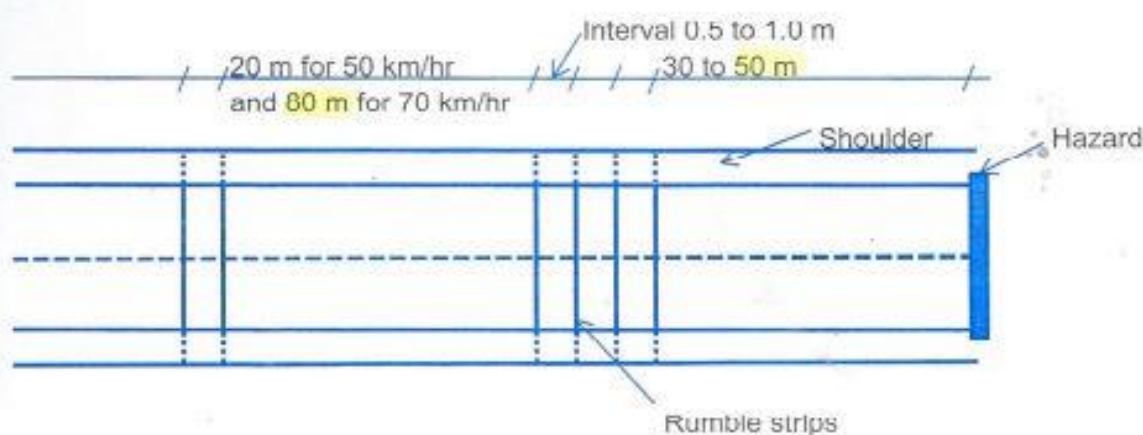


Figure 2-16a: Design of rumble strips according to Road Geometric Design Manual for Uganda

The Design Manual for Tanzania (2011) recommend that rumble strips should have rounded profile, a maximum height of 15 mm, and installed in groups of four extending the full width of the carriageway including the shoulders. The standard layout comprises of three groups of strips, the first pair 90 m apart and the second pair 60 m apart. Where approach speeds are less than 80 km/hr, the number of groups can be reduced to two or one. The last group should be 25-50 m in advance of the hazard. It is further recommended that the spacing and width of rumble strips should be 200 m (see Figure 2.16b), and rumble strips should not be used on bends with radius of less than 1, 000 m.

areas but are not acceptable and should not be used on national roads i.e. Trunk and Regional roads. Road humps are 75 – 100 mm high and 4.0 – 9.5 m long. They may be used on National Trunk Roads and Regional Roads where proven to be absolutely necessary. Road humps should not be used on International Trunk Roads. There are two main types of road humps i.e. circular, which are intended for traffic speed reduction only and flat-topped humps, which are intended for speed reduction and for use as a pedestrian crossing. Figures 2-14 and 2-15 illustrate the recommended standards for speed humps.

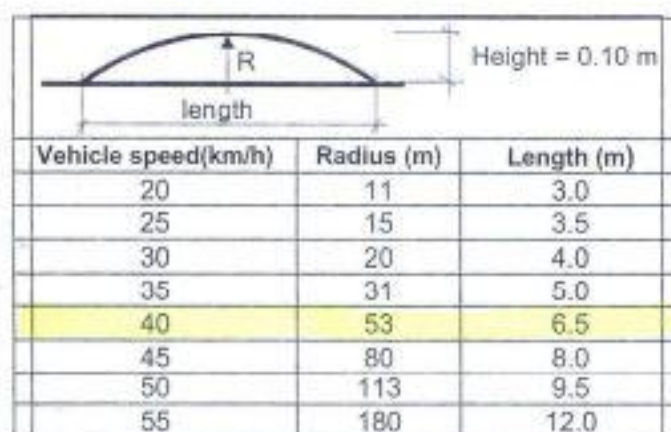


Figure 2-14: Detailed design of circular speed hump

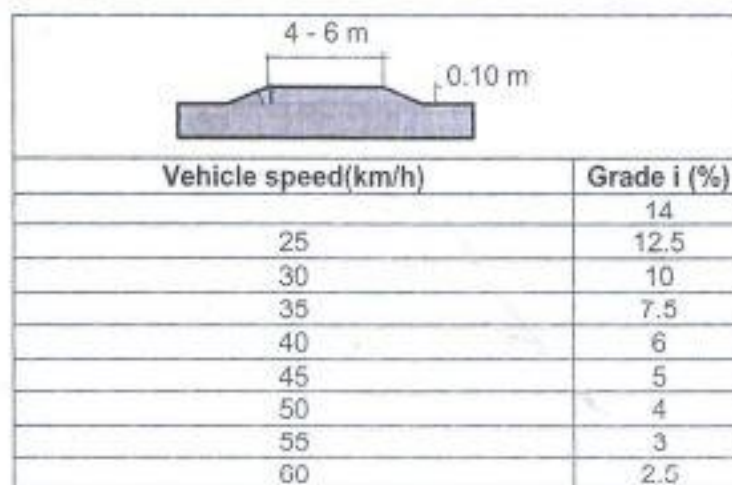


Figure 2-15: Detailed design of flat-topped speed hump

Rumble Strips

Rumble strips are transverse strips across the road used to alert and warn drivers with a vibratory and audible effect before a hazard such as a sharp bend, an intersection or a lower speed limit at the entry to a trading centre. Warning signs are not normally needed when the strips are built to the specifications given below.

However, rumble strips create disturbing noises and can cause vibration problems on soft ground. Thus, it is recommended to avoid installing them near places such as houses, schools, and hospitals. Research in other countries indicates that speed reduction effects tend to be minor and

also erode over time. Reliance should therefore not be placed on using rumble strips alone to reduce speeds.

Rumble strips can be used for example in the following situations:

- Before a local speed limit
- At an approach to a dangerous intersection
- Before a sharp bend
- Before a hump.

Uganda design manual recommend the following principles (Figure 2-16a) to be observed when using rumble strips:

- Rumble strips should normally be in groups of 4 strips
- The height of the strips shall be no more than 10 – 15 mm
- The strip width should be 0.5 m
- One set of rumble strips is usually enough within 50km/h sections
- The last or only strip should be located 30 to 50 m before the hazard
- Pre-warning sets can, if used, be located 20 to 80 m before the hazard depending on speeds
- Rumble strips should preferably have yellow thermoplastic lines across the top for better visibility
- Strips should continue across the full width of the carriageway, including the shoulders but be terminated so that they do not interfere with drainage.

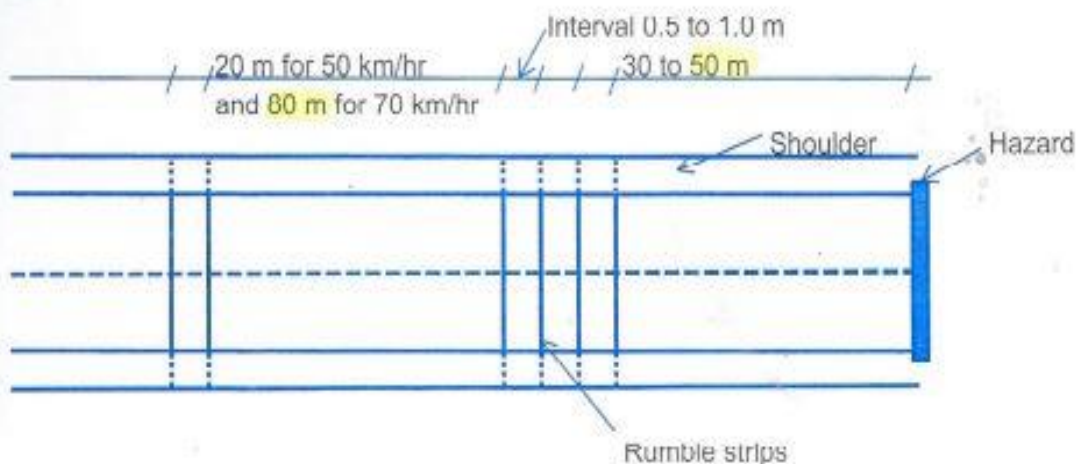


Figure 2-16a: Design of rumble strips according to Road Geometric Design Manual for Uganda

The Design Manual for Tanzania (2011) recommend that rumble strips should have rounded profile, a maximum height of 15 mm, and installed in groups of four extending the full width of the carriageway including the shoulders. The standard layout comprises of three groups of strips, the first pair 90 m apart and the second pair 60 m apart. Where approach speeds are less than 80 km/hr, the number of groups can be reduced to two or one. The last group should be 25-50 m in advance of the hazard. It is further recommended that the spacing and width of rumble strips should be 200 m (see Figure 2.16b), and rumble strips should not be used on bends with radius of less than 1,000 m.

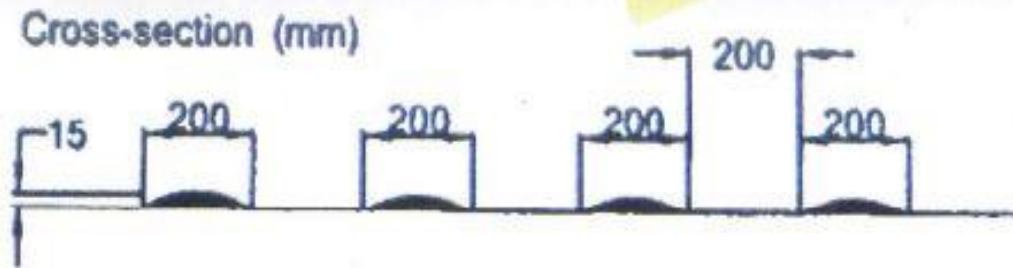


Figure 2-17b: Design of rumble strips (Source: Road Geometric Design Manual for Tanzania (2011))

Recommendation

We recommend that other speed control measures other than the speed humps and rumble strips should be tried on major roads to reduce vehicle speeds. Such measures may include narrowings, raised zebra crossings, and use of combination of measures.

Also, we recommend that speed humps should have dimensions shown in Figures 2-14 and 2-15 and that rumble strips should be designed in accordance with the requirements outlined in the Geometric Design Manual for Tanzania.

2.3.8 Pedestrian and Cyclists Facilities/ NMT Facilities

2.3.8.1 Pedestrians Facilities

Pedestrian facilities include sidewalks, crosswalks, traffic control features, bus stops or other loading areas, sidewalk on grade separations, and the stairs, escalators, or elevators related to these facilities, and curb cuts (depressed curbs and ramped sidewalks) and ramps for older walkers and persons with mobility impairments.

In the past the needs of pedestrians were largely ignored, and this may be one reason why so many pedestrians are killed and injured on our roads. Pedestrians have as much right to use the road as motorists, and roads must be designed with their needs in mind. The first step is to identify major pedestrian generators (markets, shops, schools, etc.) and determine which the most important pedestrian routes are. The aim should be to develop a network of pedestrian routes and crossing facilities that is convenient to use and avoids conflicts with vehicular traffic.

Shoulders and Footways

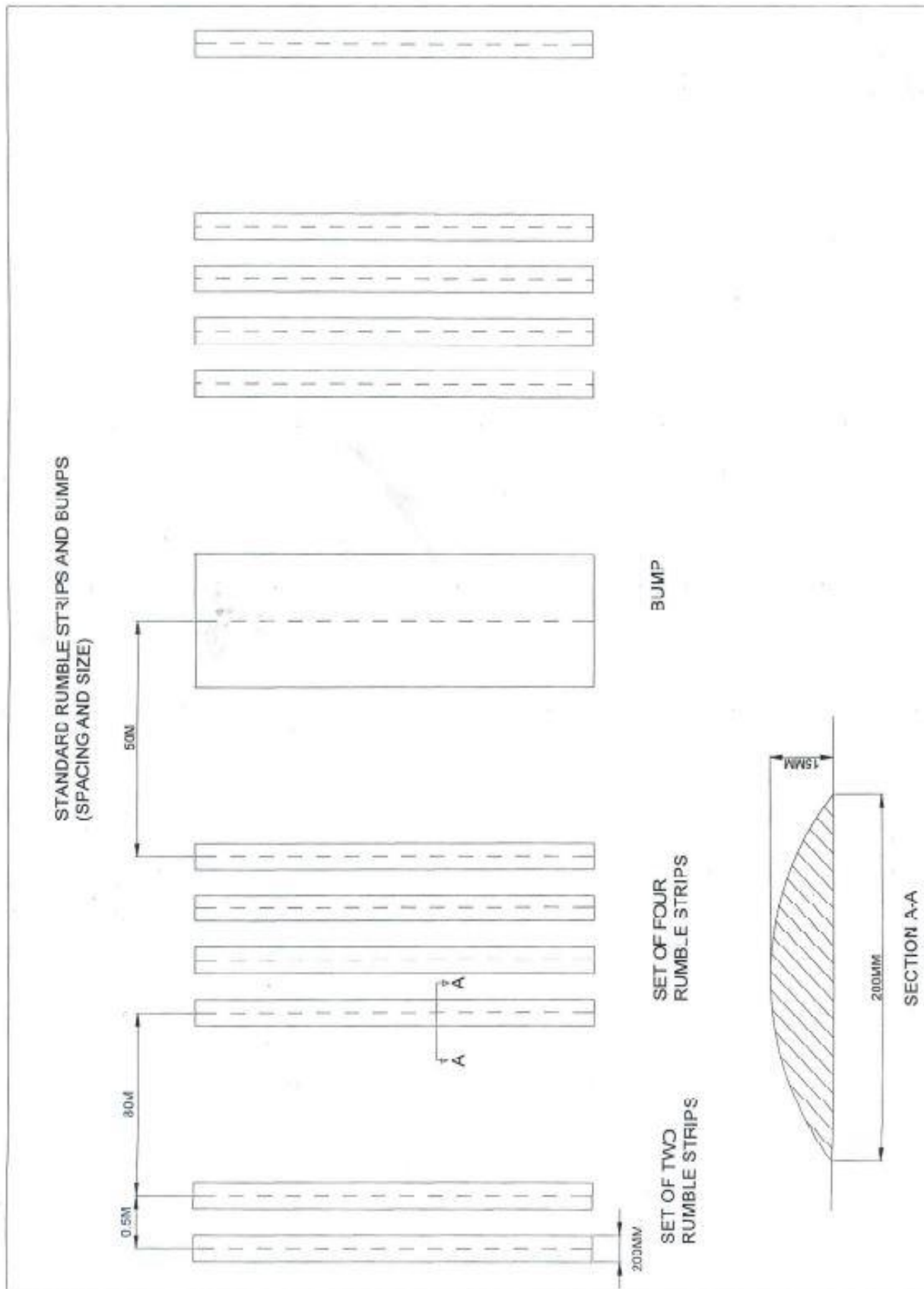
Both manuals for Tanzania and Uganda recommended a shoulder of 1.5 m wide for pedestrian in rural areas as pedestrian can walk on the road shoulders. The conventional view is that pedestrians in rural areas can walk on the road shoulders. The shoulder should be at least 1.5 m wide, though 1 m is just acceptable if there are constraints. The surface must be well drained and be as smooth as the traffic lanes – if not, pedestrians may prefer to walk in the traffic lane. The implication of this is that low cost chip seal shoulders may not be a good investment. Letting pedestrians use the

TABLE 3.1: SIZE OF WARNING SIGNS AND THEIR SITING

TYPE OF ROAD	HEIGHT OF TRIANGLE OF WARNING SIGN 3) (mm) ¹⁾	DISTANCE OF SIGN FROM HAZARD (m)	RECOMMENDED VISIBILITY DISTANCE OF SIGN (m)
1. UNRESTRICTED DUAL CARRIAGEWAY AND SINGLE THREE LANE CARRIAGEWAY ROADS	1 200 ¹⁾	225 ²⁾	75
2. OTHER DUAL AND SINGLE CARRIAGEWAY TRUNK, PRIMARY AND SECONDARY ROADS AND WIDE URBAN ROADS	750 ¹⁾	150 ²⁾	75
3. OTHER URBAN AND ALL MINOR AND UNCLASSI- FIED ROADS	600 ¹⁾	50 ²⁾	60

NOTES:

1. THESE DIMENSIONS MAY BE INCREASED IN SPECIAL CIRCUMSTANCES, E.G. WARNING SIGN FOR WILD ANIMALS.
2. THESE DISTANCES MAY BE INCREASED ON STEEP DOWNHILL GRADIENTS FOR EXAMPLE AN INCREASE OF 50% MAY BE MADE FOR A DESCENT OF 1 IN 10 IF VEHICLE SPEEDS FOR THE TYPE OF ROAD ARE HIGH.
3. THE DIMENSION IS MEASURED FROM THE MIDDLE OF ONE SIDE OF THE TRIANGLE TO THE THEORETICAL INTERSECTION POINT OF THE TWO ADJOINING SIDES AT THE OPPOSITE APEX EVEN THOUGH THIS POINT AFTER ROUNDING OFF OF CORNERS WILL FALL OUTSIDE THE ACTUAL SIGN.



Performance Based Maintenance of Muthaiga - Kiambu (B.32) Road.													
Station 1 : Km 0 to Km 12		1 Km	2 Km	3 Km	4 Km	5 Km	6 Km	7 Km	8 Km	9 Km	10 Km	11 Km	12 Km
Description	Units												Total
Site Clearance	Hn												-
Cut to spoil in soft material		0.5	0.5	0.5	0.5	0.5	0.5	0.5	0.5	0.5	0.5	0.5	6.000
													-
protection works	m2		1665	1665	1665	1665	1665						8,325.000
													-
Heavy Grading	M ²	125	125	125									375.000
													-
Gravelling	M ³				7000	7000	7000	7000					28,000.000
													-
Benching					4000	4000	4000	4000	4000	4000	4000		2,800.000
													-
Laying and compaction of gravel.	m ³	11125				22250					11125		44,500.000
													-
Spread and mix cement stabilizer	Ton	740	740	740	740	740					7000		4,400.000
													-
Provide spread and roll precast chippings	m ³	33	33	33	33	33					35		200.000
													-
Provide roll AC TYPE 1	M ³	125	125	125	125	125	125	125	125	125	125	125	1,500.000
													-
Road Marking/eye flow line	m ²	615	615	615	615	615	615	615	615	615	615		6,150.000
													-
Road Marking/white line		1000	1000	1000	1000	1000	1000	1000	1000	1000	1000	1000	1,200.000
													-
		240	240	240	240	240	240	240	240	240	240	240	2,880.000

LINE DIAGRAM

ROAD NAME: MUTHAIGA-KIAMBUR(11KM)																																					
LENGTH		0	0	0	0	0	0	0	0	0	0	1	1	1	1	1	1	1	1	1	2	2	2	2	2	2	2	2	2	3	3	3	3	3			
		+	+	+	+	+	+	+	+	+	+	+	+	+	+	+	+	+	+	+	+	+	+	+	+	+	+	+	+	+	+	+	+	+	+		
		0	1	2	3	4	5	6	7	8	9	0	1	2	3	4	5	6	7	8	9	0	1	2	3	4	5	6	7	8	9	0	1	2	3	4	
		0	0	0	0	0	0	0	0	0	0	0	0	0	0	0	0	0	0	0	0	0	0	0	0	0	0	0	0	0	0	0	0	0	0	0	0
LANDMARK	LHS	0	0	0	0	0	0	0	0	0	0	0	0	0	0	0	0	0	0	0	0	0	0	0	0	0	0	0	0	0	0	0	0	0	0	0	
Bush Clearing/ Rd Reserve	light/heavy	Light Bush and Grass, To be maintained under PBC																																			
LHS Protection Works	Gabions/Scour Checks																																				
LHS Side Drain	Excavate/desilt	lined and stone pitched drain																																			
LHS Culvert -Access	Desilt/Demolish/Repair/Reconstruct																																				
LHS Furniture	Guardrails/Road Signs																																				
LHS Shoulder	Paved/Unpaved	Paved Shoulder																																			
	Culvert-Cross	Desilt/Demolish/Repair/Reconstruct																																			
	Carriageway	paved																																			
RHS shoulder	Paved/Unpaved	Paved Shoulder																																			
RHS Furniture	Guardrails/Road Signs																																				
RHS Culvert -Access	Desilt/Demolish/Repair/Reconstruct																																				
RHS Drain	Lined/unlined/undefined	lined and stone pitched drain																																			
RHS Protection Works	Gabions/Scour Checks																																				
Fence	light/heavy	light																																			
Bush Clearing/ Rd Reserve		Light Bush and Grass, To be maintained under PBC																																			
LANDMARK	RHS	Muthaiga	JN																																		
RECOMMENDATION																																					

KEY

Bush

Drains

Culvert-Cross

Culvert-Access

R.Marking

protection works

Bridge

Drift (Reconstruct/Desilt/Repair)

road furniture (G/RS)

Carriageway

Shoulder

Light	
Heavy	
Lined	
Non existent	
Unlined	
existing	
new/install	
existing	
new/install	
Gabions/scour checks	
Paved	
Unpaved	
Paved	
Unpaved	

Carriageway repaired and Surface Dressed. To be Maintained under PBC

Paved Shoulder along entire road length to be maintained under PBC

Existing Gabion on the side drains

Existing Protection work. Requires an apron on the down side

ROAD NAME: MUTHAIGA-KIAMBU(11KM)																																									
LENGTH		3	3	3	3	3	4	4	4	4	4	4	4	4	4	5	5	5	5	5	5	5	5	6	6	6	6	6	6	6	6	6									
		+	+	+	+	+	+	+	+	+	+	+	+	+	+	+	+	+	+	+	+	+	+	+	+	+	+	+	+	+	+	+									
		5	6	7	8	9	0	1	2	3	4	5	6	7	8	9	0	1	2	3	4	5	6	7	8	9	0	1	2	3	4	5	6	7	8	9					
		0	0	0	0	0	0	0	0	0	0	0	0	0	0	0	0	0	0	0	0	0	0	0	0	0	0	0	0	0	0	0	0	0	0	0	0				
LANDMARK	LHS																																								
Bush Clearing/ Rd Reserve	light/heavy																																								
LHS Protection Works	Gabions/Scour Checks																																								
LHS Side Drain	Excavate/desilt																																								
LHS Culvert -Access	Desilt/Demolish/Repair/Reconstruct	5					3					3			1												5														
LHS Furniture	Guardrails/Road Signs																																								
LHS Shoulder	Paved/Unpaved																																								
	Culvert-Cross																																								
	Desilt/Demolish/Repair/Reconstruct																																								
	Carriageway																																								
	paved																																								
RHS shoulder	Paved/Unpaved																																								
RHS Furniture	Guardrails/Road Signs																																								
RHS Culvert -Access	Desilt/Demolish/Repair/Reconstruct																																								
RHS Drain	Lined/unlined/undefined																																								
RHS Protection Works	Gabions/Scour Checks																																								
Fence	light/heavy	Fences and hedges																																							
Bush Clearing/ Rd Reserve																																									
LANDMARK	RHS																																								
RECOMMEDATION																																									

KEY	
Bush	Light
	Heavy
Drains	Lined
	Non existent
	Unlined
Culvert-Cross	existing
	new/install
Culvert-Access	existing
	new/install
R.Marking	
protection works	Gabions/scour checks
Bridge	
Drift (Reconstruct/Desilt/Repair)	
road furniture (G/RS)	
Carriageway	Paved
	Unpaved
Shoulder	Paved
	Unpaved

ROAD NAME: MUTHAIGA-KIAMBU(11KM)																																									
LENGTH		7	7	7	7	7	7	7	7	7	7	8	8	8	8	8	8	8	8	9	9	9	9	9	9	9	9	9	9	9	1	1	1	1	1						
		+	+	+	+	+	+	+	+	+	+	+	+	+	+	+	+	+	+	+	+	+	+	+	+	+	+	+	+	+	+	+	+	+							
		0	1	2	3	4	5	6	7	8	9	0	1	2	3	4	5	6	7	8	9	0	1	2	3	4	5	6	7	8	9	0	1	2	3	4	5				
		0	0	0	0	0	0	0	0	0	0	0	0	0	0	0	0	0	0	0	0	0	0	0	0	0	0	0	0	0	0	0	0	0	0	0	0	0			
LANDMARK	LHS																																								
Bush Clearing/ Rd Reserve	light/heavy	Heavy Encroachment																																							
LHS Protection Works	Gabions/Scour Checks																																								
LHS Side Drain	Excavate/desilt																													No drain channel											
LHS Culvert -Access	Desilt/Demolish/Repair/Reconstruct	Jard rail in place																1		1																					
LHS Furniture	Guardrails/Road Signs					R.SIGN				Box culvert												G.R.																			
LHS Shoulder	Paved/Unpaved																																								
Culvert-Cross	Desilt/Demolish/Repair/Reconstruct	d. Hump								Std. Hump																Std. Hump								Box culvert							
Carriageway	paved																																								
RHS shoulder	Paved/Unpaved																																								
RHS Furniture	Guardrails/Road Signs	Jard rail in place																																G.R.							
RHS Culvert -Access	Desilt/Demolish/Repair/Reconstruct					1				3								2								1												No drain channel			
RHS Drain	Lined/unlined/undefined																																								
RHS Protection Works	Gabions/Scour Checks																																								
Fence	light/heavy																																								
Bush Clearing/ Rd Reserve	light/heavy	Heavy Encroachment																																							
LANDMARK	RHS																																								
RECOMMEDATION																																									

ROAD NAME: MUTHAIGA-KIAMBU(11KM)		1	1	1	1	1
LENGTH		0	0	0	0	1
		+	+	+	+	+
		6	7	8	9	0
		0	0	0	0	0
		0	0	0	0	0
LANDMARK	LHS					
Bush Clearing/ Rd Reserve	light/heavy					
LHS Protection Works	Gabions/Scour Checks					
LHS Side Drain	Excavate/desilt					
LHS Culvert -Access	Desilt/Demolish/Repair/Reconstruct					
LHS Furniture	Guardrails/Road Signs					
LHS Shoulder	Paved/Unpaved					
Culvert-Cross	Desilt/Demolish/Repair/Reconstruct				1D	1D
Carriageway	paved					
RHS shoulder	Paved/Unpaved					
RHS Furniture	Guardrails/Road Signs					
RHS Culvert -Access	Desilt/Demolish/Repair/Reconstruct					
RHS Drain	Lined/unlined/undefined					
RHS Protection Works	Gabions/Scour Checks					
Fence	light/heavy					
Bush Clearing/ Rd Reserve						
LANDMARK	RHS					
RECOMMEDATION						

KEY

Bush

Drains

Culvert-Cross

Culvert-Access

R.Marking

protection worrks

Bridge

Drift (Reconstruct/Desilt/Repair)

road furniture (G/RS)

Carriageway

Shoulder

Light
Heavy
Lined
Non existent
Unlined
existing
new/install
existing
new/install
Gabions/scour checks
Paved
Unpaved
Paved
Unpaved

Road No & Name.		MUTHAIGA -KIAMBU		Sheet No.		1 of		B32	
Section		ARICSI (B)							
Structures Summary - including culverts				Major socio-economic features along the road					
Side	Chainage	Type of Structure / Key data	position	Description : Schools, Clinics, Villages etc					
			Ch 0+000	GOLF CLUB					
LHS	0+100	WAITING SHED	Ch 1+100	KARURA FOREST ENTRANCE					
R.H.S	1+200	WAITING SHED	Ch 1+200	DCI HEADQUARTERS					
RHS	4+300	WAITING SHED	Ch						
	0+400	FOOT BRIDGE	Ch						
	5+500	OVERPASS ROAD(B33)	Ch 4+300	RIDGEWAYS MALL					
			Ch						
R.H.S	9+350	WAITING SHED	Ch						
			Ch 5+700	ST. MARYS GIRLS HIGH SCHOO					
R.H.S	11+700	WAITING SHED	Ch						
			Ch 6+500	SABIS IXTINAHOL SCHOOL					
			Ch 7+600	ST. TERESA HOSPITAL /VILLAGE					
			Ch 8+300	JOHARI SCHOOL					
			Ch 9+400	KENYA INSTITUTE OF SCIENCE AND TECHNOLOGY					
Road Furniture Summary			Ch	Road Furniture Summary					
Side	Chainage	Details	Ch	Side	Chainage	Details			
	0+950	RUMBLE STRIPS	Ch		7+950	RUMBLE STRIPS			
	1+000	BUMP	Ch		8+000	BUMP			
	1+400	BUMP	Ch		8+050	BUMP			
	1+800	GUARD RAILS BOTH SIDES OF THE ROAD	Ch		9+300	RUMBLE STRIPS			
	3+000	GUARD RAILS BOTH SIDES OF THE ROAD	Ch		9+350	BUMP			
		BOX CROSS CULVERTS	Ch		9+450	RUMBLE STRIPS			
	3+600	BOX CROSS CULVERTS	Ch		10+000	BOX CROSS CULVERTS			
	5+400	BOX CROSS CULVERTS	Ch			GUARD RAILS BOTH SIDES			
	6+600	BOX CROSS CULVERTS	Ch		10+100	900MM CROSS CULVERTS			
		GUARD RAILS BOTH SIDES OF THE ROAD	Ch		11+000	BUMP			
		BUMP	Ch			600MM CROSS CULVERTS			
	6+800	BUMP	Ch						
	6+850	RUMBLE STRIPS	Ch						
	7+900	BOX CULVERTS	Ch						
		GUARD RAILS BOTH SIDES OF THE ROAD	Ch						
Priority for Structures			Priority for Structures						
			Km						

[illegible]

Inventory done By: _____ Sign: _____ Date _____ :

[illegible]

Inventory done By: _____ Sign: _____ Date: _____

ROAD CONDITION SURVEY - PAVED										KeNHA: Nairobi Region										ARICS P (F)										ARICS P (F)									
COUNTY: NAIROBI																				REGION: NAIROBI																			
ROAD NO: B32										ROAD SECTION NAME: MUTHAI										SECTION LENGTH (km): 5																			
SECTION START, CHAINAGE: 0+000										LOCATION: KIGWA BYPASS																													
SECTION END, CHAINAGE: 4+800										LOCATION: KAMANDURA																													
SHEET: 1 OF 3										CARRIAGEWAY WIDTH: 7										F R W H																			
Chainage: per 200 meters	SHOULDER		ON/OFF-CARRIAGEWAY (Rate of Deterioration)					REMARKS (SPOT IMPROVEMENT)	STRUCTURES						REMARKS/ OTHER STRUCTURES	Road Reserve Features																							
	G	R	1	2	3	4	5		N	RR	HR	NH	G	B		RRM	GPS NO.	WIDTH	ENCR	REMARKS																			
0+200	P	P		✓																																			
0+400	P	P		✓									8																										
0+600	P	P		✓									8																										
0+800	P	P		✓																																			
1+000	P	P		✓																																			
1+200	P	P		✓									15																										
1+400	P	P		✓																																			
1+600	P	P		✓																																			
1+800	P	P		✓																																			
2+000	P	P		✓																																			
2+200	P	P		✓																																			
2+400	P	P		✓																																			
2+600	P	P		✓																																			
2+800	P	P		✓									6																										
3+000	P	P		✓									27																										
3+200	P	P		✓									8																										
3+400	P	P		✓																																			
3+600	P	P		✓									5																										
3+800	P	P		✓									73																										
4+000	P	P		✓																																			
4+200	P	P		✓									7																										
4+400	P	P		✓									21																										
4+600	P	P		✓									7																										
4+800	P	P		✓									8																										
										RRM : ROAD RESERVE MARKER POST																													
																				ENCR : ENCROACHMENT																			
S %										Average Rate of Deterioration: 0																													
PRIORITY FOR SPOT IMPROVEMENT IN THIS SECTION:					Ch:					PRIORITY FOR STRUCTURES IN THIS SECTION:					Ch:					PRIORITY FOR ROAD RESER. IN THIS SECTION:					Ch:														
COMPILED BY:										SIGN:										DATE:																			

ARICS -Drainage

KeNHA -Nairobi Region

Road No		B32		Name		Section		Sheet No		Date		Of			
Drainage Summary -Side Drains, Catch Water Drains,MitreDrains, ETC								Functional Discription							
Chainage				Drain ChaneIs/Aproximte Dimensions				(Silted, lined, Clean, Halfway Siltred, ETC							
S.No	From	To	Length	Width	Depth	Discription -Condition/Requirement/Coordinates									
1	8+000	8+290	290	1.8		1.2 STONE PITCHED ON GOOD CONDITION - LHS									
2	8+000	8+300	300	1.8		1.2 STONE PITCHED ON GOOD CONDITION - RHS									
3	8+540	8+545	5	1.2		0.7 SIDE DRAIN WITH NO PROTECTION WALLS -LHS									
4	8+755	8+900	215	1.3		1.2 CATCH WATER DRAIN - REQUIRE STONE PITCHING- RHS									
5	8+755	8+900	145	1.6		1 STONE PITCHED IN GOOD CONDITION -LHS									
6	8+950	9+100	150	1.6		1.2 STONE PITCHED IN GOOD CONDITION -RHS									
7	9+350	9+980	630	0.9		0.7 MITRE DRAIN IN GOOD CONDITION -LHS									
8	9+670	9+980	280	1.6		1 STONE PITCHED IN GOOD CONDITION -RHS									
9	10+050	11+000	950	1.4		1.2 STONE PITCHED IN GOOD CONDITION -LHS									
10	10+050	11+000	950			NO DRAINAGE CHANNEL-LHS									
11															
12															
13															
14															
15															
16															
19															
20															
21															
22															
23															
24															
25															
26															
Drains Priority								Drains Priority							
Chainage				Details				Chainage				Details			
1															
2															
3															
4															
5															
6															
7															

Inventory done By _____ Sign: _____ Date _____

Road No		B32	Name	MUTHAIGA-KIAMBU		Sheet No	1	Of	2
Drainage Summary -Side Drains, Catch Water Drains,MitreDrains, ETC						Functional Discription			
Chainage		Drain Chanels/Aproximte Dimensions			(Silted, lined, Clean, Halfway Siltred, ETC				
S.No	From	To	Length	Width	Depth	Discription -Condition/Requirement/Coordinates			
1	0+370	0+517	147	0.8	0.7	[259985,9860900]-LHS-Lined			
2	0+400	0+510	110	0.6	0.5	Cleaver[259985,9860956]-RHS			
3	0+800	1+025	275	0.6	0.4	Clean[260156,9861291]-LHS-meter drain			
4	1+025	1+130	105	2	1.5	Silted[26067,9861642]-LHS-catch w drain			
5	1+220	1+285	65	1	0.6	Already stone pitched -LHS			
6	1+220	1=110	90	1	0.8	Good -RHS			
7	1+260	1+800	540	1.5	0.9	Good condition-LHS			
8	1+850	2+400	550	1.5	1.2	Good conditionRHS			
9	1+900	2+490	590	1.5	0.8	Good condition-LHS			
10	2+705	3+050	345	0.9	0.8	Good condition-RHS			
11	2+790	3+910	1120	0.9	1.2	Good condition-LHS			
12	3+100	3+550	490	1	0.9	Good condition-RHS			
13	3+110	3+180	70	1.5	1.2	Good condition-LHS			
14	3+180	3+260	80	0.6	0.9	Good condition-RHS			
15	3+580	4+400	850	1.4	1.2	Good condition-LHS			
16	4+430	4+650	310	1.1	0.9	Metre-drain-RHS			
19	4+555	4+610	55	1.2	1	Drain clean-LHS			
20	4+910	4+960	50	1.2	1	Catch water Drain in good condition-RHS			
21	4+980	5+317	337	0.6	0.4	Desilting required-LHS			
22	5+400	5+500	100	1.5	1.5	Desilting required -LHS			
23	5+900	6+580	680	0.9	0.8	Stone pitch clean-LHS			
24	5+600	5+700	100	1	0.8	Drain cleaning needed-RHS			
25	6+150	6+250	100	1	0.9	Drain is old-RHS			
26	7+000	7+800	800	1	0.8	Drain requires cleaning-Both RHS&LHS			
Drains Priority						Drains Priority			
Chainage		Details			Chainage		Details		
1									
2									
3									
4									
5									
6									
7									

Inventory done By _____ Sign: _____ Date _____

ARICS I (F)

ROAD INVENTORY Road Name:MUTHAIGA -KIAMBU

Section Name

County

NAIROBI

Region

NAIROBI

Road No

B32

Start Chain.

0+000

End Chain.

5+500

No. of Sections

2

Road Length

5+500

Start Location

MUTHAIGA

End Location

BY-PASS

Surface Type

☐ AC
Ch:

☐ Gravel
Ch:

☐ Earth
Ch:

Surface ☒

☒ Red Coffee/ Friable Clay
Ch:

☐ Black cotton/ Expansive Clay
Ch:

☐ Sandy Soil
Ch:

☐ Volcanic soil
Ch:

☐ Stony Natural/ Gravel
Ch:

☐ Other
Ch:

Traffic Flow (ADT)

Year	ADT
0 Estimate	
1	
2	
3	

Low ☐

Medium ☐

High ☒

Transverse gradient

% of Road length

☒ Flat (0-5%)
Ch:

☒ Rolling (5-25%)
Ch:

☐ Hilly (<25%)
Ch:

Rainfall (mm)

☐ Low

☒ Medium

☐ High

Average width of Carriageway and Shoulder (m)

Carriageway width =

Ch

7

M

Shoulder width = b

1.5

M

(nearest 0.5m)

Ch

M

(Paved Roads only)

Ch

M

Ch

M

Ch

M

a (Carriageway width)

b Shoulder

Re-gravelling / Re-sealing

Date last:

Re-gravelled

Chainage:

From (km)

To (km)

Re-sealed

2020

Chainage:

0+000

5+500

Condition Survey

Average Rate of Deterioration:

Date carried o ###

Inventory done by:

Sign:

Date:

ROAD CONDITION SURVEY FOR ROAD FURNATURE AND ROADSIDE STRUCTURES

Structure Name (Location) MUTHAIGA
 Structure type FOOTBRIDGE
 Road No B32
 Road Name MUTHAIGA-KIAMBU
 River /Road CrossingName NOTHERN BY-PASS

Region	NAIROBI	Date of Inspection (D/M/Yr)	03/02/2021	Inspector's Name	
Road No	B32	Length (Span m)	30M	Distance from Known Location	From.....
Road Class	B	Width (m)-	2M		
Location (Km)	0+450	Height(m)-	5.5M	Remarks	
Road Furnature (Left Side)	Defects	Dirty			
		Damaged			
		Missing			
		Cause of Defects			
Structure Retaining Wall (Left side)	Defects	Settlement			
		Cracking			
		Collapse			
		Cause of Defects			
Slope (Left Side)	Defects	High Vegetation			
		Erosion			
		Earth slip / Land slide			
		Rock avalanche			
		Collapse of slope protection-			
Embankment	Defects	Cause of Defects			
		Settlement			
		Collapse			
		Cause of Defects-			
Slope (Right side)	Defects	High Vegetation			
		Erosion			
		Earth slip / Land slide			
		Rock avalanche			
		Collapse of slope protection-			
Structure Retaining Wall (Left side)	Defects	Cause of Defects-			
		Settlement			
		Cracking			
		Collapse			
Road Furnature (Left Side)	Defects	Cause of Defects			
		Dirty			
		Damaged			
		Missing			
Deck	Defects	Cause of Defects			
		cracked			
		potholed			
		Missing members			
		washed			
		Cause of defects			
Terrain (Mountainous (M), Rolling(R), Hilly (H), Flat (F))			Rolling		

PART 3 – CONDITIONS OF CONTRACT AND CONTRACT FORMS

SECTION IX - CONDITIONS OF CONTRACT PART I -GENERAL CONDITIONS

SECTION IX CONDITIONS OF CONTRACT PART I: GENERAL CONDITIONS OF CONTRACT

The Conditions of Contract Part 1 – General Conditions shall be those forming Part 1 of the Conditions of Contract for works of Civil engineering construction Fourth Edition 1987, reprinted in 1992 with further amendments, prepared by the Federation Internationale des Ingenieurs Conseils (FIDIC)

Copies of the FIDIC Conditions of Contract can be obtained from:

FIDIC Secretariat

P.O. Box 86

1000 Lausanne 12

Switzerland

Fax: 41 21 653 5432

Telephone: 41 21 653 5003

SECTION X - CONDITIONS OF CONTRACT PART II -CONDITIONS OF PARTICULAR APPLICATION

SECTION X: CONDITIONS OF CONTRACT PART II: (CONDITIONS OF PARTICULAR APPLICATION)

The following Conditions of Particular Application shall supplement the General Conditions of Contract. Whenever there is a conflict, the provisions herein shall prevail over those in the General Conditions of Contract. The Particular Condition is preceded by the corresponding clause number of the General Conditions to which it relates.

CONTENTS

CONTENTS

CONDITIONS OF CONTRACT PART II (CONDITIONS OF PARTICULAR APPLICATION)	305
SUBCLAUSE 1.1 – DEFINITIONS	305
SUBCLAUSE 2.1 - ENGINEER’S DUTIES AND AUTHORITY	305
SUBCLAUSE 5.1 - LANGUAGE AND LAW	306
SUBCLAUSE 5.2 – PRIORITY OF CONTRACT DOCUMENTS	306
SUBCLAUSE 10.1 - PERFORMANCE SECURITY	306
SUBCLAUSE 10.2 - VALIDITY OF PERFORMANCE SECURITY	307
SUBCLAUSE 10.3 - CLAIMS UNDER PERFORMANCE SECURITY	307
SUBCLAUSE 10.4 - COST OF PERFORMANCE SECURITY	307
SUBCLAUSE 11.1 - INSPECTION OF SITE	307
SUBCLAUSE 11.2 - ACCESS TO DATA	307
SUBCLAUSE 14.1 PROGRAM TO BE SUBMITTED	308
SUBCLAUSE 14.3- CASH FLOW ESTIMATE	309
SUBCLAUSE 15.1- CONTRACTOR’S SUPERINTENDENCE	309
SUBCLAUSE 15.2- LANGUAGE ABILITY AND QUALIFICATIONS OF CONTRACTOR’S AUTHORISED AGENT	309
SUBCLAUSE 16.2- ENGINEER AT LIBERTY TO OBJECT	310
SUBCLAUSE 16.3- QUALIFICATION AND LANGUAGE ABILITY OF SUPERINTENDING STAFF	310
SUBCLAUSE 16.4 – EMPLOYMENT OF LOCAL PERSONNEL	310
SUBCLAUSE 19.1- SAFETY, SECURITY AND PROTECTION OF THE ENVIRONMENT	310
SUBCLAUSE 20.4 - EMPLOYERS RISKS	311
SUBCLAUSE 21.1 - INSURANCE OF WORKS AND CONTRACTOR ‘S EQUIPMENT	312
SUBCLAUSE 21.2 – SCOPE OF COVER	312
SUBCLAUSE 21.4 - EXCLUSIONS	312
SUBCLAUSE 23.2 – MINIMUM AMOUNT OF INSURANCE	313
SUBCLAUSE 25.1 – EVIDENCE AND TERMS	313
SUBCLAUSE 25.6 – INSURANCE NOTICES	313
SUBCLAUSE 25.7 – NOTIFICATION TO INSURERS	313
SUBCLAUSE 28.2 – ROYALTIES	313
SUBCLAUSE 29.1 – INTERFERENCE WITH TRAFFIC	314
SUBCLAUSE 29.2 – REINSTATEMENT AND COMPENSATION FOR DAMAGES TO PERSONS AND PROPERTY	314
SUBCLAUSE 34.2 – CONDITIONS OF EMPLOYMENT OF LABOUR	314
SUBCLAUSE 34.3 – FAIR WAGES	314
SUBCLAUSE 34.4 – BREACH OF FAIR WAGES CLAUSE	315
SUBCLAUSE 34.5 – RECRUITMENT OF UNSKILLED LABOUR	315
SUBCLAUSE 34.6 – COMPENSATION FOR INJURY	316
SUBCLAUSE 34.7 – LABOUR STANDARDS	316
SUBCLAUSE 35.2 – RECORDS OF SAFETY AND HEALTH	316
SUBCLAUSE 35.3 – REPORTING OF ACCIDENTS	316
SUBCLAUSE 41.1 – COMMENCEMENT OF WORKS	316
SUBCLAUSE 44.1 – EXTENSION OF TIME FOR COMPLETION	317
SUBCLAUSE 45.1 – RESTRICTION ON WORKING HOURS	317
SUBCLAUSE 47.2 – REDUCTION OF LIQUIDATED DAMAGES	318
SUBCLAUSE 52.1 – VALUATION AND VARIATIONS	318
SUBCLAUSE 52.4 – DAYWORKS	319

SUBCLAUSE 54.1 – CONTROCTOR’S EQUIPMENT, TEMPORARY WORKS AND MATERIALS

320

SUBCLAUSE 55.2 – OMMISIONS OF QUANTITIES.....	320
SUBCLAUSE 58.4 – PROVISIONAL ITEMS	320
SUBCLAUSE 60.1 – MONTHLY STATEMENT	320
SUBCLAUSE 60.2 INTERIM PAYMENT CERTIFICATE	321
SUBCLAUSE 60.3 – PAYMENT OF RETENTION MONEY	321
SUBCLAUSE 60.4– CORRECTION OF CERTIFICATES	322
SUBCLAUSE 60.5– STATEMENT AT COMPLETION	322
SUBCLAUSE 60.6 – FINAL STATEMENT	322
SUBCLAUSE 60.7– DISCHARGE	323
SUBCLAUSE 60.8 – FINAL PAYMENT CERTIFICATE	323
SUBCLAUSE 60.9– CESSATION OF EMPLOYERS LIABILITY	323
SUBCLAUSE 60.10 – TIME FOR PAYMENT	323
SUBCLAUSE 60.11 – CURRENCY OF PAYMENT	324
SUBCLAUSE 60.12 – ADVANCE PAYMENT	324
SUBCLAUSE 60.13 MATERIALS FOR PERMANENT WORKS.....	325
SUBCLAUSE 67.1 – ENGINEER’S DECISION	326
SUBCLAUSE 67.2 – AMICABLE SETTLEMENT	327
SUBCLAUSE 67.3 – ADJUDICATION	327
SUBCIAUSE 67.3 – ARBITRATION	327
SUBCLAUSE 68.2 – NOTICES TO EMPLOYER AND ENGINEER.....	328
CLAUSE 69 – DEFAULT OF EMPLOYER.....	328
CLAUSE 70 – CHANGES IN COST AND LEGISLATION	329
CLAUSE 72 – RATES OF EXCHANGE COST	331
CLAUSE 73 – BRIBERY AND COLLUSION	331
CLAUSE 74 – CONTRACT CONFIDENTIAL	332

CONDITIONS OF CONTRACT PART II (CONDITIONS OF PARTICULAR APPLICATION)

SUBCLAUSE 1.1 – DEFINITIONS

Amend this sub-clause as follows:

(i) The “Employer” is the Kenya National Highways Authority, represented by the Director General - Kenya national Highways Authority.

(iv) The “Engineer” is the Director Road Asset and Corridor Management - Kenya National Highways Authority.

(v) The “Engineer Representative” is the Deputy Director Regional Network Coordination - West

(b) (i) Insert in line 2 after the Bills of Quantities”, the following, “the rates entered by the Contractor (whether or not such rate be employed in computation of the Contract Price),”

Amend subparagraph (b) (v) of Sub-Clause 1.1 by adding the following words at the end:

The word “Tender” is synonymous with “bid” and the word “Appendix to Tender” with “Appendix to Bid” and the word “Tender documents” with “bidding documents”.

Add the following at the end of this sub-clause:

(h) (i) “Materials” means materials and other things intended to form or forming part of the Permanent Works.

SUBCLAUSE 2.1 - ENGINEER’S DUTIES AND AUTHORITY.

With reference to Sub-Clause 2.1 (b), the following shall also apply: The Engineer shall obtain the specific approval of the Employer before taking any of the following actions specified in Part 1:

(a) Consenting to the subletting of any part of the works under Clause 4;

(b) Certifying additional cost determined under Clause 12;

(c) Determining an extension of time under Clause 44;

(d) Issuing a variation under Clause 51;

(e) Fixing rates or prices under Clause 52

(f) The works specified under this Contract shall be executed, supervised and evaluated in accordance to the Contract Supervision and Evaluation Manual developed by the Ministry of Roads – Version 2012

SUBCLAUSE 5.1 - LANGUAGE AND LAW

The Contract document shall be drawn up in the ENGLISH LANGUAGE. Communication between the Contractor and the Engineer's Representative shall be in this given language.

The Laws applicable to this Contract shall be the Laws of the Republic of Kenya.

SUBCLAUSE 5.2 – PRIORITY OF CONTRACT DOCUMENTS

Delete the documents listed 1-6 and substitute:

- (1) The Contract Agreement (if completed)
- (2) The Letter of Acceptance;
- (3) The Bid and Appendix to Bid;
- (4) The Conditions of Contract Part II;
- (5) The Conditions of Contract Part I;
- (6) The Special Specifications;
- (7) The Standard Specification for Road and Bridge Construction, 1986;
- (8) The PBC Guidelines Edition 1.1 of February;
- (9) Road Maintenance Manual, May 2010 Edition and Performance Based Contract Manuals.
- (10) The Drawings;
- (11) The priced Bills of Quantities
- (12) Other documents as listed in the Appendix to form of Bid

SUBCLAUSE 8.2 - Site Operations and Method of Construction

Add

The Contract may be terminated if the Contractor is unable to take full responsibility for the adequacy, stability and safety of all Site operations and methods of construction.

SUBCLAUSE 10.1 - PERFORMANCE SECURITY

Replace the text of Sub-clause 10.1 with the following:

“The Contractor shall provide security for his proper performance of the Contract within 14 days after receipt of the Letter of Acceptance. The Performance Security shall be in the form of a bank guarantee as stipulated by the Employer in the Appendix to Bid. The Performance Security shall be issued by a bank incorporated in Kenya. The Contractor shall notify the Engineer when providing the Performance Security to the Employer.

“Without limitation to the provisions of the preceding paragraph, whenever the Employer determines an addition to the Contract Price as a result of a change in cost, the Contractor, at the Engineers written request, shall promptly increase the value of the Performance Security by an equal percentage.

SUBCLAUSE 10.2 - VALIDITY OF PERFORMANCE SECURITY

The Performance Security shall be valid until a date 28 days after the date of issue of the Defects Liability Certificate. The security shall be returned to the Contractor within 14 days of expiration.

Add

The Resident Engineer shall provide a 28days Notice to the Contractor informing him of the early expiry of his Performance Security. Upon receipt of such a Notice the Contractor shall before lapse of 14days extend the Performance security and provide evidence of such an extension to the Resident Engineer. Failure by the contractor to renew his performance Security 7days to its expiry the resident Engineer will Request the Engineer to redeem it. Such a request shall be handled immediately and the performance security recovered.

SUB CLAUSE 10. 3 - CLAIMS UNDER PERFORMANCE SECURITY

Delete the entire sub-clause 10.3.

The Employer shall be at liberty to claim part or the entire performance Security without informing or notifying the Contractor provided that the conditions necessitating the claim are contractual.

ADD NEW SUBCLAUSE;

‘SUBCLAUSE 10. 4 - COST OF PERFORMANCE SECURITY

The cost of complying with the requirements of this clause shall be borne by the Contractor.’

SUB CLAUSE 11. 1 - INSPECTION OF SITE

In line 17 after “affect his Tender” add

“and the Contractor shall be deemed to have based his BID on all the aforementioned”

Delete the last paragraph completely and replace with the following:

“The Employer in no way guarantees completeness nor accuracy of the soil, materials, subsurface and hydrological information made available to the Contractor at the time of bidding or at any other time during the period of the Contract, and the Contractor shall be responsible for ascertaining for himself all information as aforesaid for the execution of works and his BID shall be deemed to have been priced accordingly.

ADD A NEW SUBCLAUSE;

‘SUBCLAUSE 11.2 - ACCESS TO DATA

Data made available by the Employer in accordance with Clause 11.1 shall be deemed to include data listed elsewhere in the Contract as open for inspection at the address stipulated in the Appendix to Bid.’

SUBCLAUSE 14.1 PROGRAM TO BE SUBMITTED

The time within which the program shall be submitted shall be as specified in the Appendix to the Form of Bid.

This detailed program shall be based upon the program submitted by the Contractor as part of his BID, where this was required, and shall in no material manner deviate from the said program.

The program shall be in the form of a Critical Path Method Network (CPM Network) showing the order of procedure and a description of the construction methods and arrangements by which the Contractor proposes to carry out the works. It should also be supplemented by a time –bar chart of the same program. The program shall be coordinated with climatic, groundwater and other conditions to provide for completion of the works in the order and by the time specified. The program shall be revised at three-month intervals and should include a chart of the principle quantities of work forecast for execution monthly.

The Contractor shall submit to the Engineer not later than the day or date mentioned in the Appendix to the Form of Bid, a general description of his proposed arrangements and methods for the execution of the Works, including temporary offices, buildings, access roads, construction plant and its intended production output, working shift arrangements, labour strength, skilled and unskilled, supervision arrangements, power supply arrangements, supply of materials including a materials utilization program, stone crushing, aggregate production and storage, cement handling, concrete mixing and handling, methods of excavation, dealing with water, testing methods and facilities.

During the execution of the works, the Contractor shall submit to the Engineer full and detailed particulars of any proposed amendments to the arrangements and methods submitted in accordance with the foregoing.

If details of the Contractors proposals for Temporary Works are required by the Engineer for his own information the Contractor shall submit such details within fourteen days of being requested to do so.

The Resident Engineer may at his discretion provide to the Contractor a Format of submitting the Program of Works to comply with the Cash flow projections and budgets assigned to the project

The various operations pertaining to the works shall be carried out in such a progressive sequence as will achieve a continuous and consecutive output of fully completed roadworks inclusive of all bridge works and culverts within the time limits specified in the Contract. Generally, the Contractor shall start at one end of the road and progress continuously towards the other without leaving any isolated section or sections of uncompleted road provided always that the site of the works has been acquired in its entirety and the encumbrances and services thereon removed.

The Contractor shall allow in his programme all published Kenya public holidays including but not limited to the following per calendar year during which the Contractor shall not be permitted to work.

- New Year’s Day (1st January)
- Good Friday
- Easter Monday

- Labour day (1st May)
- Madaraka Day (1st June)
- IddUIFitr
- Utamaduni Day (10th October)
- Mashujaa Day (20th October)
- Jamhuri day (12th December)
- Christmas Day (25th December)
- Utamaduni day (26th December)

The Contractor shall also allow per calendar year for a further 2 unspecified public holidays which may be announced by the Government of Kenya with no prior notification upon which he shall not be permitted to work.

SUBCLAUSE 14.2- REVISED PROGRAMME

Add at the end of the first paragraph;

‘Failure by the Contractor to submit the Revised Work Program in the prescribed format and within the stipulated period shall be considered a violation of his contractual obligations and a Notice for Termination shall be issued to the Contractor.’

SUBCLAUSE 14.3- CASHFLOW ESTIMATE

The time within which the detailed cash flow estimate shall be submitted shall be as specified in the Appendix to the Form of Bid.

SUBCLAUSE 15.1- CONTRACTOR’S SUPERINTENDENCE

Add the following at the end of the first paragraph of sub-clause 15.1:

“The Contractor shall, within Fourteen (14) days of receipt of the Engineer’s order to commence the works inform the Engineer in writing the name of the Contractor’s Representative and the anticipated date of his arrival on site. The Contractor shall also submit a specimen signature of his proposed Site Agent /Road Manager who **SHALL** be the only signatory to payment of certificates/Monthly statements from the Contractor.”

Add the following Sub-clause 15.2

‘SUBCLAUSE 15.2- LANGUAGE ABILITY AND QUALIFICATIONS OF CONTRACTOR’S AUTHORISED AGENT

Unless otherwise stated in the tender document, the Contractor’s Agent or Representative on the site shall have a minimum qualification of a Registered Professional Engineer (Highways), BSc in Civil Engineering

have a PBC Certificate from KIHBIT or other recognised institution, Current EBK Licence and shall be able to read and write English fluently.

The Contractor's Agent or Representative shall have at least 5 years relevant experience as a Site Agent.

SUBCLAUSE 16.2- ENGINEER AT LIBERTY TO OBJECT

At the end of this Clause add

“by a competent substitute approved by the Engineer and at the Contractors own expense.”

Add the following Sub-Clauses 16.3 and 16.4:

ADD THE FOLLOWING SUB-CLAUSE

‘SUBCLAUSE 16.3- QUALIFICATION AND LANGUAGE ABILITY OF SUPERINTENDING STAFF

Unless otherwise stated in the Tender document, the Contractor's superintending staff shall meet the following minimum qualifications:

Should have a working knowledge of English or Kiswahili. Should any of the superintending staff not be able to meet this condition, the Contractor shall propose to the Engineer arrangements for provision of a sufficient number of interpreters of approved qualifications. The Engineer, at his discretion, may amend, approve or reject such arrangements or reject deployment of superintending staff not meeting the language requirements. The Engineer may at any time during the duration of the Contract amend any approved arrangements made for interpreters, which shall be implemented at the Contractors expense.

The key staff listed below must have academic qualifications from government-recognised institutions or equivalent institutions of the levels set out in Section 5, Part 6.

- Site Agent /Road Manager

Qualifications as above shall be subject to verification and approval on site by the Engineer or his representative on site before commencement of the said works.’

SUBCLAUSE 16.4 – EMPLOYMENT OF LOCAL PERSONNEL

The Contractor is encouraged, to the extent practicable and reasonable, to employ staff and labour with appropriate qualifications and experience who are Kenya citizens.

SUBCLAUSE 19.1- SAFETY, SECURITY AND PROTECTION OF THE ENVIRONMENT

Add Sub-Clause-paragraph (d) of Sub-Clause 19 as follows:

Notwithstanding the Contractor's obligation under Sub-Clause-paragraph (a), (b) and 9(c) of Sub-Clause 19.1 of the Conditions of Contract, the Contractor shall observe the following measures with a view to reducing or elimination adverse environmental effects by the site works:

- (i) All quarries and borrow pits shall be filled and landscaped to their original state after extraction of construction material
- (ii) Soil erosion due to surface runoff or water from culverts or other drainage structures should be avoided by putting in place proper erosion control measures that shall include, but are not limited to grassing and planting if trees
- (iii) Long traffic diversion roads shall be avoided so as to minimize the effect of dust on the surrounding environment. In any case all diversions shall be kept damp and dust free
- (iv) Spillage of oils, fuels and lubricants shall be avoided and if spilt, shall be collected and disposed of in such a way as not to adversely affect the environment
- (v) Rock blasting near settlement areas shall be properly coordinated with the relevant officers of the Government so as to minimize noise pollution and community interference.

Add Paragraph (e) of Sub-Clause 19.1 as follows:

e). Notwithstanding the Contractor's obligation under Sub-Clause-paragraph (a), (b) and (c) of Sub-Clause 19.1 of the Conditions of Contract, the Contractor shall observe the following measures with a view to enhance Road Safety to the Road Users and Site Workers:

- vi. Prepare and submit a comprehensive Road Safety Implementation Plan within 14 days after receipt of Order to commence for the Engineer's Approval. The plan shall include but not limited to the following:
 - Night driving
 - Safety of workers
 - Diversions
 - Traffic management Plan
 - Towing of stalled vehicle
- vii. The Contractor should identify, evaluate and monitor potential traffic and road safety risks to workers and road users throughout the Contract life cycle and develop measures and plans to address them.
- viii. The Contractor shall install and maintain standard approved traffic warning signs, directional signs, secure the working areas and deploy flagmen at active construction sites.
- ix. The Contractor shall assess each phase of the works, monitor incidents and accidents indicating the mitigation measures undertaken and prepare monthly reports to be submitted to the Resident Engineer.
- x. The Contractor shall factor the cost of implementation of the Road Safety Plan in the rates for the Works.

Failure by the Contractor to observe the above safety features shall be deemed to be a violation of the Contractor's Obligations and shall be grounds for Suspension and/or Termination.

SUBCLAUSE 20.4 - EMPLOYERS RISKS

Delete Sub-Clause (h) and substitute with;

- (h) any operation of the forces of nature (insofar as it occurs on site) which an experienced contractor:
 - (v) could not have reasonably foreseen, or
 - (vi) could reasonably have foreseen, but against which he could not reasonably have taken at least one of the following measures:
 - (A) prevent loss or damage to physical property from occurring by taking appropriate measures or
 - (B) insure against such loss or damage

SUBCLAUSE 21.1 - INSURANCE OF WORKS AND CONTRACTOR 'S EQUIPMENT

Delete the first sentence of this Clause and replace with the following:

“prior to commencement of the Works the Contractor shall, without limiting his or the Employer’s obligations and responsibilities under Clause 20, insure to the satisfaction of the Employer:”

Add the following words at the end of Sub-paragraph (a) and immediately before the last word of Sub-paragraph (b) of Sub-Clause 21.1:

“It being understood that such insurance shall provide for compensation to be payable in the types and proportions of currencies required to rectify the loss or damage incurred”

SUBCLAUSE 21.2 – SCOPE OF COVER

Amend sub-paragraph (a) of Sub-Clause 21.2 as follows:

Delete words “from the start of work at the site” and substitute the words “from the first working day after the Commencement Date”

Add the following as Sub-Clause (c) under Sub-Clause-21.2

(c) It shall be the responsibility of the Contractor to notify the insurance company of any change in the nature and extent of the Works and to ensure the adequacy of the insurance coverage at all times during the period of the Contract.

Add

The Contractor shall be expected to insure all road assets from damage and to pursue the insurance companies as and when damages to these assets occur. In addition, the Contractor is expected to furnish the Engineer with a copy of Insurance Policy of WIBA at the commencement of works.

SUBCLAUSE 21.4 - EXCLUSIONS

Amend Sub-Clause 21.4 to read as follows:

“There shall be no obligation for the insurances in Sub-Clause 21.1 to include loss or damage caused by the risks listed under Sub-Clause 20.4 sub-paragraph (a) (i) to (iv) of the Conditions of Particular Application.”

SUBCLAUSE 23.2 – MINIMUM AMOUNT OF INSURANCE

Add the following at the end of this Clause:

“.. with no limits to the number of occurrences”.

SUBCLAUSE 25.1 – EVIDENCE AND TERMS

Amend Sub-Clause OF INSURANCE 25.1 as follows:

Insert the words “as soon as practicable after the respective insurances have been taken out but, in any case,” before the words “prior to the start of work at the site”

Add the following Sub-Clauses 25.5, 25.6

SUBCLAUSE 25.5 – INSURANCE NOTICES

Each policy of insurance effected by the Contractor for purposes of the Contract shall include a provision to the effect that the Insurer shall have a duty to give notice in writing to the Contractor and Employer of the date when a premium becomes payable. This shall not be more than thirty (30) days before that date and the policy shall remain in force until thirty (30) days after the giving of such notice.

SUBCLAUSE 25.6 – NOTIFICATION TO INSURERS

It shall be the responsibility of the Contractor to notify insurers under any of the insurance referred to in the preceding clauses 21, 23 and 24 on any matter or event, which by the terms of such insurance are required to be so notified. The Contractor shall indemnify and keep indemnified the Employer against all losses, claims, demands, proceedings, costs, charges and expenses whatsoever arising out of or in consequence of any default by the Contractor in complying with the requirements of this Sub-Clause whether as a result of avoidance of such insurance or otherwise.

SUBCLAUSE 28.2 – ROYALTIES

Add at the end of this Sub-Clause the following sentence:

“The Contractor shall also be liable for all payments or compensation if any that are levied in connection with the dumping of part or all of any such material.”

Add

The Contractor shall be solely responsible for any Cess and any other fees that the County/Region May levy on materials, goods or transportation within the Region

SUBCLAUSE 29.1 – INTERFERENCE WITH TRAFFIC

Supplement Sub-Clause 29.1 by adding the following sentence at the end:

“The Contractor will be permitted to use existing public roads for access to the site. The Contractor shall pay vehicle license tax and road maintenance duty in accordance with relevant regulations and shall obtain any necessary permits or licenses from relevant authorities for transporting his equipment.”

Add the following subclause 29.2:

SUBCLAUSE 29.2 – REINSTATEMENT AND COMPENSATION FOR DAMAGES TO PERSONS AND PROPERTY

The Contractor shall reinstate all properties whether public or private which are damaged in consequence of the construction and, maintenance of the works to a condition as specified and at least equal to that prevailing before his first entry on them.

If in the opinion of the Engineer the Contractor shall have failed to take reasonable and prompt action to discharge his obligations in the matter of reinstatement, the Engineer will inform the Contractor in writing of his opinion, in which circumstances the Employer reserves the right to employ others to do the necessary work of reinstatement and to deduct the cost thereof from any money due or which shall become due to the Contractor.

The Contractor shall refer to the Employer without delay all claims which may be considered to fall within the provisions of Clause 22.1.

Add the following Sub-Clause 34.2 to 34.8

SUBCLAUSE 34.2 – CONDITIONS OF EMPLOYMENT OF LABOUR

The Contractor shall be responsible for making all arrangements for and shall bear all costs relating to recruitment, obtaining of all necessary visas, permits or other official permission for movements of staff and labour.

SUBCLAUSE 34.3 – FAIR WAGES

The Contractor shall, in respect of all persons employed anywhere by him in the execution of the Contract, and further in respect of all persons employed by him otherwise than in the execution of the Contract in every factory, Workshop or place occupied or used by him for the execution of the Contract, observe and fulfil the following conditions:

(a) The Contractor shall pay rates of wages, observe hours of labour and provide conditions of labour, housing, amenities and facilities not less favourable than those required by the latest Regulation of Wages (Building and Construction Industry) Order as of the time of bid submission, and subsequent amendments thereto, or in any wage scales, hours of work or conditions agreed by the Ministry of Labour or other Government Department in consultation with the appropriate wage fixing authority and generally recognized by other employees in the district whose general circumstances in the trade or industry in which the Contractor is engaged are similar.

(b) In the absence of any rates of wages, hours or conditions of labour so established the Contractor shall pay rates of wages and observe hours and conditions of labour which are not less favourable than the general level of wages, hours and conditions observed by other Employers whose general circumstances in the trade or industry in which the Contractor is engaged are similar.

(c) Where the absence of established rates of wages, hours and conditions of labour or the dissimilarity of the general circumstances in the trade of industry in which the Contractor is engaged prevent the Contractor from observing rates of wages, hours and conditions of labour ascertained under sub-paragraph (a) and (b) above the Contractor in fixing the rates of wages, hours and conditions of labour of his employees shall be guided by the advice of the Labour Department.

(d) The Contractor shall recognize the freedom of his employees to be members of trade unions.

(e) The Contractor shall maintain records in English of the time worked by, and the wages paid to, his employees. The Contractor shall furnish to the Engineer or Employer, if called upon to do so, such particulars of the rates, wages and conditions of labour as the Employer or Engineer may direct.

(f) The Contractor shall at all times during the continuance of the contract display, for the information of his employees in every factory, workshop or place occupied or used by him for the execution of the Contract, a copy of this clause together with a notice setting out the general rates of wages, hours and conditions of labour of his employees.

(g) The Contractor shall be responsible for the observance of this clause by sub-Contractors employed in the execution of the works.

SUBCLAUSE 34.4 – BREACH OF FAIR WAGES CLAUSE

Any Contractor or Sub-Contractor who is found to be in breach of Fair Wages Clause shall cease to be approved as a Contractor or Sub-Contractor for such period as the Permanent Secretary for the Ministry of Transport and Infrastructure may determine.

Should a claim be made to the Employer alleging the Contractor's default in payment of Fair Wages of any workman employed on the Contract and if proof thereof satisfactory to the Employer is furnished by the Labour Authority, the Employer may, failing payment by the Contractor, pay the claims out of any monies due or which may become due to the Contractor under the Contract.

SUBCLAUSE 34.5 – RECRUITMENT OF UNSKILLED LABOUR

Any additional unskilled labour which is required by the Contractor for the works and which is not in his employ at the time of the acceptance of the BID shall be recruited by the Contractor from the Labour Exchange or Exchange or Exchanges nearest to the site or sites of the work.

SUBCLAUSE 34.6 – COMPENSATION FOR INJURY

The Contractor shall in accordance with the Workmen's Compensation Act of the Laws of Kenya and any other regulations in force from time to time pay compensation for loss or damage suffered in consequence of any accident or injury or disease resulting from his work to any workman or other person in the employment of the Contractor or any Subcontractor.

SUBCLAUSE 34.7 – LABOUR STANDARDS

- (a) the Contractor shall comply with the existing local labour laws, regulations and labour standards
- (b) the Contractor shall formulate and enforce an adequate safety program with respect to all work under his contract, whether performed by the Contractor or subcontractor. The Contractor has assurance from the Employer of cooperation where the implementation of these safety measures requires joint cooperation.
- (c) Upon written request of the Employer the Contractor shall remove or replace any of his employees employed under this Contract.

Add the following Sub-Clause 35.2 and 35.3.

SUBCLAUSE 35.2 – RECORDS OF SAFETY AND HEALTH

The Contractor shall maintain such records and make such reports concerning safety, health and welfare of persons and damage to property as the Engineer may from time to time prescribe.

SUBCLAUSE 35.3 – REPORTING OF ACCIDENTS

The Contractor shall report to the Engineer details of any accident as soon as possible after its occurrence. In the case of any fatality or serious accident, the Contractor shall, in addition, notify the Engineer immediately by the quickest available means. The Contractor shall also notify the relevant authority whenever the Laws of Kenya require such a report.

SUBCLAUSE 36.1 – MATERIALS, PLANT AND WORKMANSHIP

Add at the end of Sub-Clause 36.1 the following:

Failure by the Contractor to observe and control quality of the works shall be deemed to be a violation of the Contractor's Obligations and shall be grounds for Suspension of works and/or Termination of Contract.

The Contractor shall submit to the Engineer, Project Specific Quality Management Plan for approval 14 days after issuance of order to commence. The Plan shall include but not limited to:

1. Key staff that will be involved in the project and their role in quality management
2. Resources (Human and machinery) and Resource allocation in quality management
3. Processes and procedures to be followed in quality management
4. Controls to be put in place to ensure that the quality management plan is adhered to.
5. Reporting methodology on quality Management
6. Methodology on inspection, testing, monitoring and measuring to ensure conformity to quality requirement in accordance with the contract.
7. Description on correction action to be undertaken on non-conforming outputs and corrective action to avoid recurrence.

SUBCLAUSE 41.1 – COMMENCEMENT OF WORKS

Amend Sub-Clause 41.1 as follows:

Delete the words “as soon as is reasonably possible” in the first sentence and replace with “within the period stated in the Appendix to Bid”.

SUBCLAUSE 43.1 – TIME FOR COMPLETION

Amend Sub-Clause 43.1 as follows:

Delete the words “within the time” to “such extended time” and substitute “by the date or dates stated or implied in Clause 14 of these Conditions of Particular Application.

SUBCLAUSE 44.1 – EXTENSION OF TIME FOR COMPLETION

Add at the end of Sub-Clause 44.1 the following:

“Neither rains falling within the rainy seasons as occurs in Kenya nor floods caused by such rains shall be deemed exceptional weather conditions such as may fairly entitle the Contractor to an extension of time for the completion of the work.”

SUBCLAUSE 45.1 – RESTRICTION ON WORKING HOURS

Add at the end of Sub-Clause 45.1 the following:

“If the Contractor requests permission to work by night as well as by day, then if the Engineer shall grant such permission the Contractor shall not be entitled to any additional payments for so doing. All such work at night shall be carried out without unreasonable noise or other disturbance and the Contractor shall indemnify the Employer from and against any liability for damages on account of noise or other disturbance created while or in carrying out night work and from and against all claims, demands, proceedings, costs, charges and expenses whatsoever in regard or in relation to such liability.

“In addition, the Contractor will be required to provide, for any work carried out at night or recognized days of rest, adequate lighting and other facilities so that the work is carried out safely and properly.

“In the event of the Engineer granting permission to the Contractor to work double or rotary shifts or on Sundays, the Contractor shall be required to meet any additional costs to the Employer in the administration and supervision of the Contract arising from the granting of this permission.”

SUBCLAUSE 47.1(B) – PENALTY FOR NOT ATTENDING TO POTHOLE

“If the Contractor trims/excavates any single pothole for repair and fails to seal it with AC within a period of 48 hours from the time of the excavation, penalty shall be charged to the contractor in the next due certificate at a rate specified in the Appendix to form of bid per pothole.

SUBCLAUSE 47.2 – REDUCTION OF LIQUIDATED DAMAGES

Add the following paragraphs at the end of this Sub-Clause:

“There shall be no reduction in the amount of liquidated damages in the event that a part or a section of the Works within the Contract is certified as completed before the whole of the Works comprising that Contract.

The Employer shall pay no bonus for early completion of the Works to the Contractor.

The sum stated in the Appendix to Bid as liquidated damages shall be increased by a sum equivalent to any additional amount payable by the Employer to the Contractor under clause 70.1 in respect of an increase in costs in such a period that would not have been incurred by the Contractor if the works had been completed by the due date for completion prescribed by Clause 43.”

Add

The Employer may, without prejudice to any other method of recovery, deduct the amount of such damages from any monies due or to become due to the Contractor, and after the limit of deduction prescribed in the Appendix to tender is reached, the Contract shall be considered due for Termination.

SUBCLAUSE 48.3 – SUBSTANTIAL COMPLETION OF PARTS

In Hybrid PBC Works Contracts, when Instructed works are substantially completed, the same works shall be taken over and shall be considered complete.

SUBCLAUSE 49.1 – DEFECTS LIABILITY PERIOD

Defects liability period shall start for Instructed works immediately the works are certified as Complete by the Engineer. The period of Defects liability shall be prescribed in the Appendix to the Contract.

SUBCLAUSE 49.2 – COMPLETION OF OUTSTANDING WORK AND REMEDYING DEFECTS

Add

At the time of End of Defects Liability Inspection, no defect arising from the permanent works existing shall be acceptable for taking over. The Inspection team shall verify and satisfy themselves that all the outstanding works and defects arising out of the works have been attended to sufficiently. Routine Maintenance works/PBC Works shall also be inspected at the time of End of Defects Liability Inspection and should comply to the specifications of the PBC Works.

SUBCLAUSE 51.1 – VARIATIONS

Add the following at the end of the last paragraph

No such variations in any way shall contravene the requirements of Public Procurement and Disposal Act of 2015 and the amendments thereof.

SUBCLAUSE 52.1 – VALUATION AND VARIATIONS

Add new Clause 52.2(c)

No change in the unit rates or prices quoted shall be considered for items included in the schedule of Dayworks rates, or Provisional Sums and items, or for any item in the BOQ.

Add new clause 52.3

SUBCLAUSE 52.3 – VARIATIONS EXCEEDING 25 PERCENT

Subject to requirements of Public Procurement and Disposal Act of 2015 and the amendments thereof, variations above 25 percent critical to the proper function of the completed works and without which part or whole of already specified work in the bill of quantities cannot be adequately executed may constitute ground for Contract termination by either parties.

In which case, the Engineer shall give 28-day notice to the Contractor with a copy to the Employer of such occurrence. The Contract shall terminate at the expiry of the notice.

SUBCLAUSE 52.4 – DAYWORKS

Add the following at the end of Sub-Clause 52.4:

The work so ordered shall immediately become part of the works under the contract. The Contractor shall, as soon as practicable after receiving the Dayworks order from the Engineer undertake the necessary steps for due execution such work. Prior to commencement of any work to be done on a Dayworks basis, the Contractor shall give an advance notice to the Engineer stating the exact time of such commencement.

SUBCLAUSE 54.1 – CONTRACTOR’S EQUIPMENT, TEMPORARY WORKS AND MATERIALS : Exclusive use for the works

Amend Sub-Clause 54.1 as follows:

Line 5: add “written” between “the” and “consent”.

Delete Sub-Clauses 54.2 and 54.5.

Add

The Contractor shall be at liberty to deliver and withdraw equipment as and when needed for the undertaking of works under this contract according to the equipment deployment schedule and work program approved. If a particular equipment is required and the contractor is unable at the required time to avail the said equipment, the contractor shall be expected to notify the Engineer of the possible reasons and adjustments made to such delays. No Provisions shall be made for any claims on Idle Equipment.

SUBCLAUSE 12.2 – OMMISIONS OF QUANTITIES

Items of Works described in the Bills of Quantities for which no rate or price has been entered in the Contract shall be considered as included in other rates and prices in the Contract and will not be paid for separately by the Employer.

Add the following Sub-Clause 58.4:

SUBCLAUSE 58.4 – PROVISIONAL ITEMS

Provisional items shall be read as Provisional Sums and shall be operated as such in accordance with Sub-Clauses 58.1 to 58.3.

Clause 60 of the General Conditions is deleted and substituted with the following: -

SUBCLAUSE 60.1 – MONTHLY STATEMENT

The Contractor shall submit a statement to the Engineer at the end of each month, in a tabulated form approved by the Engineer, showing the amounts to which, the Contractor considers himself to be entitled. The statement shall include the following items, as applicable;

- the value of the Permanent Work executed up to the end of previous month
- such an amount (not exceeding 75 percent of the value) as the Engineer may consider proper on account of materials for permanent work delivered by the Contractor in the site
- such amount as the Engineer may consider fair and reasonable for any Temporary Works for which separate amounts are provided in the Bill of Quantities
- adjustments under Clause 70
- any amount to be withheld under retention provisions of Sub-clause 60.3
- any other sum to which the Contractor may be entitled under the Contract

If the Engineer disagrees with or cannot verify any part of the statement, the Contractor shall submit such further information as the Engineer may reasonably require and shall make such changes and corrections in the statement as may be directed by the Engineer. In cases where there is difference in opinion as to the value of any item, the Engineer's view shall prevail.

SUBCLAUSE 60.2 INTERIM PAYMENT CERTIFICATE

The Contractor shall forward to the Engineer an Interim Payment Certificate based on the statement as corrected above and, should it be necessary in the Engineers opinion, shall promptly make any further amendments and corrections to the Interim Payment Certificate.

The Engineer shall not unreasonably withhold certifying an Interim Payment Certificate and in case of likely delay in establishing the value of an item, such item may be set aside and the remainder certified for payment.

Within 45 days after receipt of the Interim Payment Certificate and subject to the Contractor having made such further amendments and corrections as the Engineer may require, the Engineer will forward to the Employer the certified Interim Payment Certificate.

Provided that the Engineer shall not be bound to certify any payment under this Clause if the net amount thereof, after all retentions and deductions, would be less than the minimum amount of Interim Payment Certificate's stated in the Appendix to Form of Bid. However, in such a case, the uncertified amount will be added to the next interim payment, and the cumulative unpaid certified amount will be compared to the minimum amount of interim payment.

SUBCLAUSE 60.3 – PAYMENT OF RETENTION MONEY

A retention amounting to the percentage stipulated in the Appendix to Bid shall be made by the Engineer in the first and following Interim Payment Certificates until the amount retained shall reach the "Limit of Retention Money" named in the Appendix to Form of BID.

Upon the issue of the Taking-Over Certificate, with respect to the whole of the works one half of the retention money shall become due and shall be paid to the Contractor when the Engineer shall certify in writing that the last section of the whole works has been substantially completed.

Upon expiration of the Defects Liability Period for the works, the other half of the Retention Money shall be certified by the Engineer for payment to the Contractor.

Provided that in the event of different Defects Liability Periods being applicable to different Sections of the Permanent Works pursuant to Clause 48, the expression "expiration of the Defects Liability Period" "shall, for the purpose of this sub-clause, be deemed to mean the expiration of the latest of such periods.

Provided also that if at such time, there remain to be executed by the Contractor any work instructed, pursuant to Clause 49 and 50, in respect of the works, the Engineer shall be entitled to withhold certification until completion of any such work or so much of the balance of the Retention money as shall in the opinion of the Engineer, represents the cost of the remaining work to be executed.

SUBCLAUSE 60.4– CORRECTION OF CERTIFICATES

The Engineer may in any Interim Payment Certificate make any correction or modification to any previous Interim Payment Certificate signed by him and shall have authority, if any work is not being carried out to his satisfaction to omit or reduce the value of such work in any Interim Payment Certificate.

SUBCLAUSE 60.5– STATEMENT AT COMPLETION

Not later than 84 days after the issue of the Taking-Over Certificate in respect of the whole of the works, the Contractor shall submit to the Engineer a statement at completion showing in detail, in a form approved by the Engineer;

The final value of all work done in accordance with the Contract up to the date stated in such Taking-Over Certificate.

Any further sums which the Contractor considers to be due; and

An estimate of amounts that the Contractor considers will become due to him under the Contract.

Estimate amounts shall be shown separately in the Statement at Completion. The Contractor shall amend and correct the Statement as directed by the Engineer and submit a Certificate at Completion to be processed as in Sub-Clause 60.2.

SUBCLAUSE 60.6 – FINAL STATEMENT

Not later than 56 days after the issue of the Defects Liability Certificate pursuant to Sub-Clause 62.1, the Contractor shall submit to the Engineer for consideration a draft final statement with supporting documents showing in detail, in the form approved by the Engineer;

The final value of all work done in accordance with the Contract;

Any further sums which the Contractor considers to be due to him.

If the Engineer disagrees with or cannot verify any part of the draft final statement, the Contractor shall submit such further information as the Engineer may reasonably require and shall make such changes in the draft as may be required.

SUBCLAUSE 60.7– DISCHARGE

Upon submission of the Final Statement, the Contractor shall give to the Employer, with a copy to the Engineer, a written discharge confirming that the total of the Final statement represents full and final settlement of all monies due to the Contractor arising out of or in respect of the Contract. Provided that such discharge shall become effective only after payment under the Final Payment Certificate issued pursuant to Sub-Clause 60.8 has been made and the Performance Security referred to in Sub-Clause 10.1 has been returned to the Contractor.

SUBCLAUSE 60.8 – FINAL PAYMENT CERTIFICATE

Upon acceptance of the Final Statement as given in Sub-Clause 60.6, the Engineer shall prepare a Final Payment Certificate which shall be delivered to the Contractor's authorized agent or representative for his signature. The Final Payment Certificate shall state:

The final value of all work done in accordance with the Contract;

After giving credit to the Employer for all amounts previously paid by the Employer, the balance, if any, due from the Employer to the Contractor or the Contractor to the Employer.

Final Certificate shall be issued for any sum due to the Contractor even if such is less than the sum named in the Appendix to the Form of BID.

SUBCLAUSE 60.9– CESSATION OF EMPLOYERS LIABILITY

unless the Contractor notifies the Engineer of his objection to the Final Certificate within fourteen days of delivery thereof, he shall be deemed to have agreed that he accepts the total Contract Price as set out in the Final Certificate as full settlement for all Work Done under the Contract including any variations and omissions thereof but excluding any variations and claims previously made in writing.

SUBCLAUSE 60.10 – TIME FOR PAYMENT

The amount due to the Contractor under any Interim Payment Certificate or Final Payment Certificate issued pursuant to this Clause or to any other term of the Contract, shall, subject to Clause 47, be paid by the Employer to the Contractor as follows:

- (i) In the case of Interim Payment Certificate, within the time stated in the Appendix to Form of Bid, after the Engineer has signed the Interim Payment Certificate.
- (i) In the case of the Final Payment Certificate pursuant to Subclause 60.8, within the time stated in the Appendix to Form of Bid, after the Engineer has signed the Final Payment Certificate.
- (ii) In the event of the failure of the Employer to make payment within the times stated, the Employer shall make payment to the Contractor of simple interest at a rate equal to two percentage points above the average Base Lending Rate of three leading banks namely Kenya Commercial Bank, Standard Chartered Bank and Barclays Bank for the time being or as shall be the case from the time to time obtained from the Central Bank of Kenya. The provisions of this subclause are without prejudice to the Contractor's entitlements under Clause 69 or otherwise.

SUBCLAUSE 60.11 – CURRENCY OF PAYMENT

The Contract Price shall be designated in Kenyan Currency.

All work performed by the Contractor under the Contract shall be valued in Kenya Shillings using the rates and prices entered in the Bills of Quantities together with such other increases to the Contract Price, except for variation of price payments in accordance with Clause 70.1.

SUBCLAUSE 60.12 – ADVANCE PAYMENT

- (d) “At the request of the Contractor, The Employer **MAY** make an interest free advance payment to the contractor for the cost of mobilization in respect of the Works, in a lump sum of any amount not exceeding ten (10) percent of the Contract Price named in the Letter of Acceptance and Letter of Award. Non-Payment or delayed payment of the Advance shall not be a cause for any claim whatsoever. The Contractor is expected to have adequate financial resources to mobilise and execute the works with due diligence without the advance payment being made. Payment of such advance amount will be due under a separate certification by the Engineer after:
 - ii. Provision by the Contractor of the Performance Security in accordance with Clause 10 of the Conditions of Contract, and
 - iii. Provision by the Contractor of a Bank Guarantee which shall remain effective until the advance payment has been completely repaid by the Contractor out of current earnings under the Contract and certified accordingly by the Engineer.
- (e) A form of Bank guarantee acceptable to the Employer is included in the Tender Documents. The advance payment shall be used by the Contractor exclusively for mobilization expenditures, in connection with the works. The advance payment shall not be subject to retention money.
- (f) The advance payment shall be repaid with percentage reductions from the monthly interim payments certified by the Engineer. The reimbursement of the lump sum advance payment shall be made by deductions from the interim payments and where applicable from the balance owing to the contractor. Reimbursement shall begin when the amount of the sums due under the Contract reaches 20% of the original contract sum. It shall have been completed by the time 80% of the contract sum is reached.

(g) The amount to be repaid by way of successive deductions shall be calculated by the means of the formula:

$$RI = A(x-X) / (80\%-20\%)$$

Where:

RI = the amount to be reimbursed.

A = the amount of the advance which has been granted.

x = the amount of proposed cumulative payments as a percentage of the original amount of the contract. This figure will exceed 20% but not 80%.

X = the amount of the previous cumulative payments as a percentage of the original amount of the Contract. This figure will be below 80% but not less than 20%.

(h) With each reimbursement the guarantee will be reduced accordingly.

SUBCLAUSE 60.13 MATERIALS FOR PERMANENT WORKS

With respect to materials brought by the Contractor to the site for incorporation into the permanent works, the Contractor shall,

-Receive a credit in the month in which these materials are brought to site,

-Be charged a debit in the month in which these materials are incorporated in the permanent works.

Both such credit and debit to be determined by the Engineer in accordance with the following provisions.

No credit shall be given unless the following conditions shall have been met to the Engineers satisfaction

The materials are in accordance with the specifications for the works;

The materials have been delivered to site and are properly stored and protected against loss, damage or deterioration;

The Contractors record of the requirements, orders receipts and use of materials are kept in a form approved by the Engineer and such records are available for inspection by the Engineer;

The Contractor has submitted a statement of his cost of acquiring and delivering the materials and plant to the Site, together with such documents as may be required for the purpose of evidencing such cost;

The materials are to be used within a reasonable time.

The amount to be credited to the Contractor shall not be more than 75% of the Contractor's reasonable cost of the materials delivered to site, as determined by the Engineer after review of the documents listed in subparagraphs (a) (iv) above;

The amount to be debited to the Contractor for any materials incorporated into the works shall be equivalent to the credit previously granted to the Contractor for such materials pursuant to Clause (b) above as determined by the Engineer.

SUBCLAUSE 63.1

Add

is unable to take full responsibility for the adequacy, stability and safety of all Site operations and methods of construction as stipulated in subclause 8.2 of the conditions of contract.

- a) Fails to comply with Subclause 10.1 and 10.2 of the Conditions of Contract
- b) Fails to comply with Subclause 14.2 and Subclause 14.3 of the Conditions of Contract and Appendix to Form of Bid.
- c) Fails to observe the safety as stipulated in Subclause 19.1 and amendments therein.
- d) Fails to Conform to Service levels as detailed in the Appendix to Form of Bid and as required in subclause 13.1.
- e) Incurs the maximum amount of Liquidated damages as stated in the Appendix to Form of Bid or the liquidated damages amount, exceeds the performance security then the contract would be automatically Terminated.
- f) Has not completed the works despite the lapse of the Contract Period as stated in the Appendix to form of Bid

SUBCLAUSE 67.1 – ENGINEER’S DECISION

Delete the entire sub clause 67.1 and add the following;

“If a dispute of any kind whatsoever arises between the Employer and the Contractor in any connection with, or arising out of, the Contract or the execution of the works, whether during the execution of the works or after their completion and whether before or after repudiation or other termination of the Contract including any dispute as to any opinion, instruction, determination, certificate or valuation of the Engineer, the matter in dispute shall, in the first place, be referred in writing to the Engineer, with a copy to the other party. Such reference shall state it is made pursuant to this clause. No later than 28 (twenty-eight) day after the day on which he received such reference the Engineer shall give notice of his decision to the Employer and the Contractor. Such decision shall state it is made pursuant to this clause.

Unless the Contract has already been repudiated or terminated, the Contractor shall, in every case, continue to proceed with the works with all due diligence and the Contractor and the Employer shall give effect forthwith to every such decision of the Engineer unless and until the same shall be revised, as hereinafter provided, in an Amicable Settlement, Adjudicator’s or Arbitrator’s award.

If either the Employer or the Contractor be dissatisfied with the any decision of the Engineer, or if the Engineer fails to give notice of his decision on or before the 28th (twenty eighth) after the day on which he received the reference, then either the Employer or the Contractor may, on or before the 28th (twenty eighth)

day after the day the day on which he received notice of such decision, or on or before the 28th (twenty eighth) day after the day the day on which the said period of 28 days expired, as the case may be, give notice to the other party, with a copy for information to the Engineer, of his intention to commence Adjudication, as hereinafter provided, as to the matter in dispute. Such notice shall establish the entitlement of the party giving the same to commence Adjudication, as hereinafter provided, as to such dispute; no adjudication in respect thereof may be commenced unless such notice is given.

If the Engineer has given notice of his decision as to a matter in dispute to the Employer and the Contractor and no notice of intention to commence adjudication as to such dispute has been given by either the Employer or the Contractor on or before the twenty eighth day after the day on which the parties received notice as to such decision from the Engineer, the said decision shall become final and binding upon the Employer and the Contractor. “

SUBCLAUSE 67.2 – AMICABLE SETTLEMENT

Delete the entire sub clause 67.2 and add the following;

“Where notice to of intention to commence adjudication as to a dispute has been in accordance with sub clause 67.1, the parties shall attempt to settle such dispute in amicably before the commencement of Adjudication; provided that, unless the parties otherwise agree, Adjudication may be commenced on or after the 14th (fourteenth) day after the day on which notice of intention to commence adjudication of such dispute was given, even if an attempt at amicable settlement thereto has been made.”

SUBCLAUSE 67.3 – ADJUDICATION

Delete the entire sub clause 67.3 and add the following;

“The Adjudicator shall be appointed by the Chartered Institute of Arbitrators (Kenya) unless the appointment is agreed by the parties within 7 (seven) days of the notice to adjudication.

The adjudication process shall be conducted according to the Laws of Kenya and the Rules of the Chartered Institute of Arbitrators (Kenya).”

SUBCLAUSE 67.3 – ARBITRATION

Delete the entire sub clause 67.3 and add the following;

“Any dispute in respect of which:

The decision, if any, of the Adjudicator has not become final and binding pursuant to sub clause 67.1, and

Amicable settlement has not been reached within the period stated in sub clause 67.2,

shall be finally settled, under the Laws of Kenya and the Arbitration Rules of the Chartered Institute of Arbitrators (Kenya Branch) by one or more arbitrators appointed by the Chartered Institute of Arbitrators (Kenya Branch).

Neither party shall be limited in the in the proceedings before such arbitrator/s to the evidence or arguments put before the Adjudicator for the purpose of obtaining his said decision pursuant to sub clause 67.1.

Arbitration may be commenced prior to or after completion of the works, provided that the obligations of the Employer, the Engineer and the Contractor shall not be altered by reason of the arbitration being conducted during the progress of the works.

SUBCLAUSE 68.2 – NOTICES TO EMPLOYER AND ENGINEER

Delete in Sub-Clause 68.2 the words "nominated for that purpose in Part II of these conditions".

a. The Employer's address is:
The Director General,

Kenya National Highways Authority (KeNHA),

P.O. Box 49712 - 00100

NAIROBI

b. The Engineer's address is:
Director,

Road Asset and Corridor Management,

Kenya National Highways Authority (KeNHA),

P.O. Box 49712 - 00100

NAIROBI

SUBCLAUSE 68.4 – All letters and notices from the Contractor to the Employer and/Engineer must be signed by the Managing Director or the person given written power of Attorney.

In addition to the usual postal office contacts the tenderer is required to provide official email address to be used to communicate urgent letters requiring timely responses from the tenderer like tender addendum (addenda), award letter or any other deemed urgent from the Employer requiring timely preparation and reply.

CLAUSE 69 – DEFAULT OF EMPLOYER

Delete Sub-Clause 69.1 (c)

In Sub-Clause 69.4 add at the end of first paragraph the following “the period of such suspension shall be as agreed upon by both parties and in any case not more than six (6) months”.

In Subclause 69.4 of General Conditions of Contract Part I, insert at the end -----“The amounts of such costs which shall be added to the Contract Price shall exclude any cost due to idle time for equipment, plant and labour.”

CLAUSE 70 – CHANGES IN COST AND LEGISLATION
SUB-CLAUSE 70.1 – INCREASE OR DECREASE OF COST

Delete Sub-Clause 70.1 of part 1 in its entirety and substitute the following:

“The Contract Price shall be deemed to have been calculated in the manner set below and shall be subject to the adjustment in the event specified hereunder:

The rates contained in the priced Bills of Quantities are based upon the rates of wages and other emoluments and expenses applicable at the site at the date of Bid pricing (as defined in Sub-Clause 70.4 hereinafter);

- (a) If the said rates of wages and other emoluments and expenses shall be increased or decreased by Act, Statute, Decree, Regulation and the like after the said Date of Bid Pricing then the net amount of increase or decrease the emoluments and expenses shall, as the case may be, be paid to or allowed by the Contractor;
- (b) The rates contained in the priced Bills of Quantities are based upon the rates of the Contractor’s compulsory contributions payable at the date of Bid under or by virtue of any Act, Statute, Regulations and the like applicable at the site;
- (c) If any of the said rates of contribution shall be increased or decreased by any Act, Statute, Decree, Regulation and the like after the said Date of Bid Pricing, or if any new statutory contribution becomes payable after that date then the net amount of increase or decrease of the emoluments and expenses shall, as the case may be, be paid to or allowed by the Contractor. The difference between what the Contractor actually pays in respect of work people engaged upon or in connection with the works and what he would have paid in respect of such person had any of the said rates not been increased or decreased or had a new contribution not become payable as aforesaid, shall as the case may be, be paid to or allowed by the Contractor. The formulae for this price adjustment shall be of the following type;

$$pn = A + b \frac{Bn}{Bo} + c \frac{Cn}{Co} + d \frac{Dn}{Do} + e \frac{En}{Eo} + f \frac{Fn}{Fo}$$

where:

Pn Price adjustment factor
A Fixed constant specified in the appendix to Bid
b Weighting for Labour
c Weighting for Fuel and lubricants
d Weighting for Plant and spares
e Weighting for cement
f Weighting for Bitumen products

Bo base cost index for Labour
Co Base cost index for fuel and lubricants
Do Base cost index for plant and spares

<i>Eo</i>	Base cost for cement
<i>Fo</i>	Base cost for Bitumen products
<i>Bn</i>	Current cost index for Labour
<i>Cn</i>	Current cost index for fuel and lubricants
<i>Dn</i>	Current cost index for plant and spares
<i>En</i>	Current cost index for cement
<i>Fn</i>	Current cost for Bitumen products

- (d) The rates contained in the priced Bills of Quantities are based upon the market prices of the materials and goods specified in the Schedule of Basic Materials (Schedule G) attached hereto and current at the Date of Bid Pricing (hereinafter referred to as “the basic prices” and the Contractor shall state in the said schedule the basic prices of such materials and goods.
- (e) If the market price of any materials or goods specified as aforesaid shall be increased or decreased after the said Date of Bid Pricing, then the net amount of difference between the basic price and the market price payable by the Contractor and current when any such goods and materials are bought shall, as the case may be, be paid to or allowed by the Contractor. Orders for materials and goods listed as aforesaid shall have been placed within a reasonable time after the date at which sufficient information is available for the placing of such orders, and the placing of orders at that time shall be a condition precedent to any payments being made to the Contractor in respect of increased market prices.”

SUB-CLAUSE 70.2: SUBSEQUENT LEGISLATION

Add the following to subclause 70.2:

“Notwithstanding the foregoing, such additional or reduced cost shall not be separately paid for or credited as aforesaid if the same shall already have been taken into account in accordance with the other provisions of Clause 70.

Add the following sub clause:-

SUB-CLAUSE 70.3: SUB-CONTRACT

- (a) If the Contractor shall decide subject to Clause 4 thereof to sub-let any portion of the work he shall incorporate in the sub-contract provisions to the like effect as those contained in sub-clause (1) of this Clause;
- (a) If the price payable under a sub-contract as aforesaid is increased above or decreased below the price in such sub-contract by reason of the operation of the incorporated provisions of sub-clause (1) of this clause then the net amount of such increase or decrease shall as the case may be, be paid to or allowed by the Contractor under this contract.

SUB-CLAUSE 70.4: NOMINATED SUB-CONTRACTORS

This clause shall not apply in respect of work executed by any nominated sub-Contractor (fluctuation in relation to nominated sub-Contractors shall be dealt with under provisions in relation thereto which may be included in the appropriate sub-contract or contract of sale).

SUB-CLAUSE 70.5: DATE OF BID PRICING

The expression “the date of Bid pricing” as used in this Clause means the date 30 days prior to the final date for submission of Bids as determined by the Employer in the Bid documents.

SUB-CLAUSE 70.6: PRIME COST

For imported materials, the supplier’s/ manufacturer’s Prime costs shall be C.I.F. cost at point of entry by the same means of transport as determined by the Contractor’s Basic Rate.

For locally produced materials, the supplier’s or manufacturer’s prime costs shall be at their nearest depot or the nearest railway station relevant to the works.

For materials which are subject to Government Price Control, payments for price variations will be determined from the difference between the control price in force at a date 30 days prior to the final date for submission of Bids and the price in force on the date of purchase.

SUB-CLAUSE 70.7: MATERIALS TO WHICH VARIATION CLAUSE APPLIES

The materials to which this Variation Clause applies are as outlined in Schedule G of this Bid Document

SUB-CLAUSE 70.8: CHANGE OF SUPPLIER

The Contractor shall not change the supplier or manufacturer during the Contract without the approval of the Engineer.

SUB-CLAUSE 70.9: CONTRACTORS HEAD OFFICE EXPENSES

No payments will be made for price variation related to expenses incurred by the Contractor in his Head Office in Kenya, or overseas.

SUB-CLAUSE 70.10: CURRENCY OF PAYMENTS UNDER CLAUSE 70

All payments made pursuant to Clause 70 shall be in Kenya Shillings.

SUB-CLAUSE 70.11 – COST OF PREPARING VARIATION OF PRICE CLAIMS

No payments will be made for the cost of preparing V.O.P. claims.

CLAUSE 72 – RATES OF EXCHANGE COST

Delete clause 72 in its entirety and substitute the following:

The currency of BID and payment is Kenya Shillings and rates of exchange requirements are not applicable.

CLAUSE 73 – BRIBERY AND COLLUSION

Add new Clause 73.1:

“The Contractor shall not:

(a) Offer or give or agree to give to any person in the service of the Government of Kenya any gift or consideration or any kind as an inducement or reward for doing or forbearing to do or for having done or forborne to do any act in relation to the obtaining or execution of this or any other contract to which the Government of Kenya is a party or for showing or forbearing to show favour or disfavour to any person in relation to this or any other contract for the Government of Kenya.

(b) Enter into this or any other contract with the Government of Kenya in connection with which commission has been paid or agreed to be paid by or on his behalf or to his knowledge, unless before the contract is made particulars of any such commission and of the terms and conditions of any agreement for the payment thereof have been disclosed in writing to the Employer.

Any breach of this condition by the Contractor or by anyone employed by him or acting on his behalf (whether with or without the knowledge of the Contractor) or the commission of any offence by the Contractor or by anyone employed by him or acting on his behalf in relation to this or any other contract to which the Government of Kenya is a party shall entitle the Employer to determine the Contract (See Condition 63 hereof) and/ or to recover from the Contractor the amount or value of any such gift, consideration or commission.

Any dispute or difference of opinion arising in respect of either the interpretation, effect or application of this condition or of the amount recoverable hereunder by the Employer from the Contractor shall be decided by the Employer, whose decision shall be final and conclusive.

CLAUSE 74 – CONTRACT CONFIDENTIAL

Add new Clause 74.1:

The Contractor shall treat the details of this Contract as Private and Confidential and shall not publish or disclose the same or any particulars thereof in any trade or technical paper or elsewhere (save in so far as may be necessary for the purpose thereof) without the previous consent in writing of the Government. If any dispute arises as to the necessity of any publication or disclosures for the purposes of this Contract the same shall be referred to the decision of the Engineer mentioned in the said Conditions of Contract whose award shall be final.

SECTION XI - STANDARD CONTRACT FORMS

TABLE OF FORMS

FORM No. 1 - NOTIFICATION OF INTENTION TO AWARD

FORM No. 2 - NOTIFICATION OF AWARD - LETTER OF ACCEPTANCE

FORM No. 3 – FORM OF AGREEMENT

FORM No. 4 - PERFORMANCE SECURITY [Option 1 - Unconditional Demand Bank Guarantee]

FORM No. 5 - PERFORMANCE SECURITY [Option 2 - Performance Bond]

FORM No. 6 - ADVANCE PAYMENT SECURITY

FORM No. 7 - FORM RB 1 APPLICATION FOR PUBLIC PROCUREMENT ADMINISTRATIVE REVIEW BOARD

FORM NO. 1: NOTIFICATION OF INTENTION TO AWARD

[This Notification of Intention to Award shall be sent to each Tenderer that submitted a Tender.]
[Send this Notification to the Tenderer's Authorized Representative named in the Tender Information Form]

FORMAT

For the attention of Tenderer's Authorized Representative

Name: *[insert Authorized Representative's name]* Address: *[insert Authorized Representative's Address]* Telephones: *[insert Authorized Representative's telephone/fax numbers]*
 Email Address: *[insert Authorized Representative's email address]*

[IMPORTANT: *insert the date that this Notification is transmitted to Tenderers. The Notification must be sent to all Tenderers simultaneously. This means on the same date and as close to the same time as possible.]*

Date of Transmission:

This Notification is sent by: *[email]* on *[date]* (local time)

Procuring Entity: *[insert the name of the Procuring entity]*

Contract title: *[insert the name of the contract]*

Country: Kenya, County _____ *(if the Procuring Entity is from a County)*

This Notification of Intention to Award (Notification) notifies you of our decision to award the above contract. The transmission of this Notification begins the Standstill Period. During the Standstill Period, you may:

- a) Request a debriefing in relation the evaluation of your Tender, and/or
- b) Submit a Procurement-related Complaint in relation to the decision to award the contract.

1. The successful Tenderer

Name: *[insert name of successful Tenderer]* Address: *[insert address of the successful Tenderer]*

Contract price: *[insert contract price of the successful Tender]*

2 Other Tenderers: *insert names of all Tenderers that submitted a Tender. If the Tender's price was evaluated include the evaluated price as well as the Tender price as read out.]*

	Name of Tenderer	Tender price	Evaluated Tender price	Comments (if any)
1				
2				
3				
4				
5				
6				
7				
Etc.				

1. How to request a debriefing

DEADLINE: The deadline to request a debriefing expires at midnight on *[insert date]* (local time).

You may request a debriefing in relation to the results of the evaluation of your Tender. If you decide to request a debriefing your written request must be made within three (3) Business Days of receipt of this Notification of Intention to Award. Provide the contract name, reference number, name of the Tenderer, contact details; and address the request for debriefing as follows:

Attention: *[insert full name of person, if applicable]* **Title/position:** *[insert title/position]* **Procuring Entity:** *[insert name of Procuring Entity]* **Email address:** *[insert email address]*

If your request for a debriefing is received within the 3 Business Days deadline, we will provide the debriefing within five (5) Business Days of receipt of your request. If we are unable to provide the debriefing within this period, the Standstill Period shall be extended by five (5) Business Days after the date that the debriefing is provided. If this happens, we will notify you and confirm the date that the extended Standstill Period will end. The debriefing may be in writing, by phone, video conference call or in person. We shall promptly advise you in writing how the debriefing will take place and confirm the date and time.

If the deadline to request a debriefing has expired, you may still request a debriefing. In this case, we will provide the debriefing as soon as practicable, and normally no later than fifteen (15) Business Days from the date of publication of the Contract Award Notice.

2. How to make a complaint

Period: Procurement-related Complaint challenging the decision to award shall be submitted by midnight, *[insert date]* (local time).

Provide the contract name, reference number, name of the Tenderer, contact details; and address the Procurement- related Complaint as follows:

Attention: *[insert full name of person, if applicable]*

Title/position: *[insert title/position]*

Procuring Entity: *[insert name of Procuring Entity]*

Email address: *[insert email address]*

At this point in the procurement process, you may submit a Procurement-related Complaint challenging the decision to award the contract. You do not need to have requested, or received, a debriefing before making this complaint. Your complaint must be submitted within the Standstill Period and received by us before the Standstill Period ends.

In summary, there are four essential requirements:

- a) You must be an 'interested party'. In this case, that means a Tenderer who submitted a Tender in this tendering process, and is the recipient of a Notification of Intention to Award.
- b) The complaint can only challenge the decision to award the contract.
- c) You must submit the complaint within the period stated above.
- d) You must include, in your complaint, all of the information necessary to support your case.
- e) The application must be accompanied by the fees set out in the Procurement Regulations, which

shall not be refundable (information available from the Public Procurement Authority at www.ppoa.go.ke).

3. Standstill Period

- a) **DEADLINE:** The Standstill Period is due to end at midnight on *[insert date]* (local time).
 - i) The Standstill Period lasts ten (14) Days after the date of transmission of this Notification of Intention to Award.
 - ii) The Standstill Period may be extended as stated in Section 4 above.

If you have any questions regarding this Notification please do not hesitate to contact us. On behalf of the

Procuring Entity: _____

Name_____

Title and Position_____

Signature_____

Date_____

FORM NO. 2: LETTER OF NOTIFICATION OF AWARD

Letter of Acceptance

[letter head paper of the Procuring Entity]

[date]

FORMAT

To: *[name and address of the Contractor]*

This is to notify you that your Tender dated *[date]* for execution of the *[name of the Contract and identification number, as given in the SCC]* for the Accepted Contract Amount *[amount in numbers and words] [name of currency]*, as corrected and modified in accordance with the Instructions to Tenderers, is hereby accepted by our Agency.

You are requested to furnish the Performance Security within 30 days in accordance with the Conditions of Contract, using, for that purpose, one of the Performance Security Forms included in Section X, Contract Forms, of the tender document.

We attach a copy of the Contract for your

Authorized Signature:

Name and Title of

Signatory: Name of

Agency:

Attachment: Contract Agreement

FORM NO. 3: FORM OF AGREEMENT

FORM OF AGREEMENT

THIS AGREEMENT made the _____ day of _____, _____, between _____ of _____ (hereinafter “the Procuring Entity”), of the one part, and _____ of _____ (hereinafter “the Contractor”), of the other part:

WHEREAS the Procuring Entity desires that the Works known as _____ should be executed by the Contractor, and has accepted a Tender by the Contractor for the execution and completion of these Works and the remedying of any defects therein, The Procuring Entity and the Contractor agree as follows:

1. In this Agreement words and expressions shall have the same meanings as are respectively assigned to them in the Contract documents referred to.
2. The following documents shall be deemed to form and be read and construed as part of this Agreement. This Agreement shall prevail over all other Contract documents.
 - a) The Letter of Acceptance
 - b) The Letter of Tender
 - c) The addenda Nos _____ (if any)
 - d) The Particular Conditions
 - e) The General Conditions;
 - f) The Specification
 - g) The Drawings; and
 - h) The completed Schedules and any other documents forming part of the contract.
3. In consideration of the payments to be made by the Procuring Entity to the Contractor as specified in this Agreement, the Contractor hereby covenants with the Procuring Entity to execute the Works and to remedy defects therein in conformity in all respects with the provisions of the Contract.
4. The Procuring Entity hereby covenants to pay the Contractor in consideration of the execution and completion of the Works and the remedying of defects therein, the Contract Price or such other sum as may become payable under the provisions of the Contract at the times and in the manner prescribed by the Contract.

IN WITNESS whereof the parties hereto have caused this Agreement to be executed in accordance with the laws of Kenya on the day, month and year specified above.

Signed by _____

_____(for the Procuring Entity)

Signed by _____

_____(for the Contractor)

FORM NO. 4 - PERFORMANCE SECURITY
– (Unconditional Demand Bank Guarantee)

[Guarantor letterhead or SWIFT identifier code]

Beneficiary: _____ *[insert name and Address of Procuring*

Entity] **Date:** _____ *[Insert date of issue]*

PERFORMANCE GUARANTEE No.: _____

Guarantor: *[Insert name and address of place of issue, unless indicated in the letterhead]*

1. We have been informed that _____ (herein after called "the Applicant") has entered into Contract No. _____ dated _____ with the Beneficiary, for the execution of _____ (herein after called "the Contract").
2. Furthermore, we understand that, according to the conditions of the Contract, a performance guarantee is required.
3. At the request of the Applicant, we as Guarantor, here by irrevocably undertake to pay the Beneficiary any sum or sums not exceeding in total an amount of ____ (),¹ such sum being payable in the types and proportions of currencies in which the Contract Price is payable, upon receipt by us of the Beneficiary's complying demand supported by the Beneficiary's statement, whether in the demand itself or in a separate signed document accompanying or identifying the demand, stating that the Applicant is in breach of its obligation(s) under the Contract, without the Beneficiary needing to prove or to show grounds for your demand or the sum specified therein.
4. This guarantee shall expire, no later than the Day of 2...², and any demand for payment under it must be received by us at this office indicated above on or before that date.
5. The Guarantor agrees to a one-time extension of this guarantee for a period not to exceed *[six months]* *[one year]*, in response to the Beneficiary's written request for such extension, such request to be presented to the Guarantor before the expiry of the guarantee."

[Name of Authorized Official, signature(s) and seals/stamps]

Note: *All italicized text (including footnotes) is for use in preparing this form and shall be deleted from the final product.*

¹*The Guarantor shall insert an amount representing the percentage of the Accepted Contract Amount specified in the Letter of Acceptance, less provisional sums, if any, and denominated either in the currency(cies) of the Contract or a freely convertible currency acceptable to the Beneficiary.*

²*Insert the date twenty-eight days after the expected completion date as described in GC Clause 11.9. The Procuring Entity should note that in the event of an extension of this date for completion of the Contract, the Procuring Entity would need to request an extension of this guarantee from the Guarantor. Such request must be in writing and must be made prior to the expiration date established in the guarantee. In preparing this guarantee, the Procuring Entity might consider adding the following text to the form, at the end of the pen ultimate paragraph: "The Guarantor agrees to a one-time extension of this guarantee for a period not to exceed [six months] [one year], in response to the Beneficiary's written request for such extension, such request to be presented to the Guarantor before the expiry of the guarantee."*

FORM No. 5 - PERFORMANCE SECURITY OPTION 2– (Performance Bond)

[Note: Procuring Entities are advised to use Performance Security–Unconditional Demand Bank Guarantee instead of Performance Bond due to difficulties involved in calling Bond holder to action]

[Guarantor letterhead or SWIFT identifier code]

Beneficiary: _____ *[insert name and Address of Procuring Entity]*

Date: _____ *[Insert date of issue]*

PERFORMANCE BOND No.: _____

Guarantor: *[Insert name and address of place of issue, unless indicated in the letter head]*

- 1 By this Bond _____ as Principal (hereinafter called “the Contractor”) and _____] as Surety (hereinafter called “the Surety”), are held and firmly bound unto _____] as Obligee (hereinafter called “the Procuring Entity”) in the amount of _____ for the payment of which sum well and truly to be made in the types and proportions of currencies in which the Contract Price is payable, the Contractor and the Surety bind themselves, their heirs, executors, administrators, successors and assigns, jointly and severally, firmly by these presents.
- 2 WHEREAS the Contractor has entered into a written Agreement with the Procuring Entity dated the day of, 20_____, for _____ in accordance with the documents, plans, specifications, and amendments thereto, which to the extent here in provided for, are by reference made part hereof and are herein after referred to as the Contract.
- 3 NOW, THEREFORE, the Condition of this Obligation is such that, if the Contractor shall promptly and faithfully perform the said Contract (including any amendments thereto), then this obligation shall be null and void; otherwise, it shall remain in full force and effect. Whenever the Contractor shall be, and declared by the Procuring Entity to be, in default under the Contract, the Procuring Entity having performed the Procuring Entity's obligations there under, the Surety may promptly remedy the default, or shall promptly:
 - 1) Complete the Contract in accordance with its terms and conditions; or
 - 2) Obtain a tender or tenders from qualified tenderers for submission to the Procuring Entity for completing the Contract in accordance with its terms and conditions, and upon determination by the Procuring Entity and the Surety of the lowest responsive Tenderers, arrange for a Contract between such Tenderer, and Procuring Entity and make available as work progresses (even though there should be a default or a succession of defaults under the Contract or Contracts of completion arranged under this paragraph) sufficient funds to pay the cost of completion less the Balance of the Contract Price; but not exceeding, including other costs and damages for which the Surety may be liable hereunder, the amount set forth in the first paragraph hereof. The term “Balance of the Contract Price,” as used in this paragraph, shall mean the total amount payable by Procuring Entity to Contractor under the Contract, less the amount properly paid by Procuring Entity to Contractor; or
 - 3) Pay the Procuring Entity the amount required by Procuring Entity to complete the Contract in accordance with its terms and conditions upto a total not exceeding the amount of this Bond.
- 4 The Surety shall not be liable for a greater sum than the specified penalty of this Bond.
- 5 Any suit under this Bond must be instituted before the expiration of one year from the date of the

issuing of the Taking-Over Certificate. No right of action shall accrue on this Bond to or for the use of any person or corporation other than the Procuring Entity named here in or the heirs, executors, administrators, successors, and assigns of the Procuring Entity.

- 6 In testimony whereof, the Contractor has here unto set his hand and affixed his seal, and the Surety has caused these presents to be sealed with his corporate seal duly attested by the signature of his legal representative, this day _____ of ____20____.

SIGNED ON _____ on behalf of _____

By _____ in the capacity of _____

In the presence of _____

SIGNED ON _____ on behalf of _____

By _____ in the capacity of _____

In the presence of _____

PERFORMANCE BASED CONTRACT FOR THE MAINTENANCE OF MUTHAIGA - KIAMBU (B32) ROAD

FORM NO. 6 - ADVANCE PAYMENT SECURITY

[Demand Bank Guarantee] *[Guarantor letterhead or SWIFT*

identifier code] *[Guarantor letterhead or SWIFT identifier code]*

Beneficiary: _____ *[Insert name and Address of Procuring*

Entity] **Date:** _____ *[Insert date of issue]*

ADVANCE PAYMENT GUARANTEE No.: _____ *[Insert guarantee reference number]*

Guarantor: *[Insert name and address of place of issue, unless indicated in the letterhead]*

1. We have been informed that _____ (herein after called “the Applicant”) has entered into Contract No. _____ dated _____ with the Beneficiary, for the execution of _____
2. Furthermore, we understand that, according to the conditions of the Contract, an advance payment in the sum _____ () is to be made against an advance payment guarantee.
3. At the request of the Applicant, we as Guarantor, hereby irrevocably undertake to pay the Beneficiary any sum or sums not exceeding in total an amount of _____ ()¹ upon receipt by us of the Beneficiary's complying demand supported by the Beneficiary's statement, whether in the demand itself or in a separate signed document accompanying or identifying the demand, stating either that the Applicant:
 - a) Has used the advance payment for purposes other than the costs of mobilization in respect of the Works; or
 - b) has failed to repay the advance payment in accordance with the Contract conditions, specifying the amount which the Applicant has failed to repay.
4. A demand under this guarantee may be presented as from the presentation to the Guarantor of a certificate from the Beneficiary's bank stating that the advance payment referred to above has been credited to the Applicant on its account number _____ at _____
5. The maximum amount of this guarantee shall be progressively reduced by the amount of the advance payment repaid by the Applicant as specified in copies of interim statements or payment certificates which shall be presented to us. This guarantee shall expire, at the latest, upon our receipt of a copy of the interim payment certificate indicating that ninety (90) percent of the Accepted Contract Amount, less provisional sums, has been certified for payment, or on the _____ day of _____, 20____² whichever is earlier. Consequently, any demand for payment under this guarantee must be received by us at this office on or before that date.
6. The Guarantor agrees to a one-time extension of this guarantee for a period not to exceed *[six months]* *[one year]*, in response to the Beneficiary's written request for such extension, such request to be presented to the Guarantor before the expiry of the guarantee.

[Name of Authorized Official, signature(s) and seals/stamps]

Note: All italicized text (including footnotes) is for use in preparing this form and shall be deleted from the final product.

**PERFORMANCE BASED CONTRACT FOR THE MAINTENANCE OF MUTHAIGA - KIAMBU
(B32) ROAD**

¹ *The Guarantor shall insert an amount representing the amount of the advance payment and denominated either in the currency(ies) of the advance payment as specified in the Contract, or in a freely convertible currency acceptable to the Procuring Entity.*

² *Insert the expected expiration date of the Time for Completion. The Procuring Entity should note that in the event of an extension of the time for completion of the Contract, the Procuring Entity would need to request an extension of this guarantee from the Guarantor. Such request must be in writing and must be made prior to the expiration date established in the guarantee. In preparing this guarantee, the Procuring Entity might consider adding the following text to the form, at the end of the penultimate paragraph: “The Guarantor agrees to a one-time extension of this guarantee for a period not to exceed [six months] [one year], in response to the Beneficiary's written request for such extension, such request to be presented to the Guarantor before the expiry of the guarantee.”*

**PERFORMANCE BASED CONTRACT FOR THE MAINTENANCE OF MUTHAIGA - KIAMBU
(B32) ROAD**

**FORM NO. 7: FORM RB 1 APPLICATION FOR PUBLIC PROCUREMENT ADMINISTRATIVE
REVIEW BOARD**

FOURTEENTH SCHEDULE (r.203(1))

FORM FOR REVIEW PUBLIC PROCUREMENT ADMINISTRATIVE REVIEW BOARD

APPLICATION NO..... OF.....20.....

BETWEEN

..... **APPLICANT (Review Board)**

AND

.....**RESPONDENT (Procuring Entity)**

Request for review of the decision of the..... (Name of the Procuring Entity ofdated the...day of20.....in the matter of Tender No.....of20.... for(Tender description). REQUEST FOR REVIEW I/We....., the above-named Applicant(s), of address: Physical address..... P. O. Box No..... Tel. No..... Email, hereby request the Public Procurement Administrative Review Board to review the whole/part of the above-mentioned decision on the following grounds, namely: 1. 2. By this memorandum, the Applicant requests the Board for an order/orders that: 1. 2. SIGNED (Applicant) Dated on..... day of/...20.....

OFFICIAL USE ONLY **FOR**

**Lodged with the Secretary Public Procurement Administrative Review Board on.....day of
..... 20.....**

SIGNED

Board Secretary