



**Kenya National Highways Authority**

**Quality Highways, Better Connections**

**TENDER NO.: KeNHA/R8/334/2024**

**PERFORMANCE BASED CONTRACT FOR MAINTENANCE OF SULTAN  
HAMUD - MAKINDU (A8) ROAD  
(WOMEN)**

**NOVEMBER 2024**

**DIRECTOR (MAINTENANCE)  
KENYA NATIONAL HIGHWAYS  
AUTHORITY  
P.O. BOX 49712-00100  
NAIROBI**

**DIRECTOR GENERAL  
KENYA NATIONAL HIGHWAYS  
AUTHORITY  
P.O. BOX 49712-00100  
NAIROBI**

## CONTENTS

<b>SECTION I - INVITATION FOR TENDERS</b>	<b>5</b>
<b>PART 1 – TENDERING PROCEDURES</b>	<b>10</b>
SECTION II - INSTRUCTIONS TO TENDERERS	11
SECTION III - TENDER DATA SHEET	37
SECTION IV - EVALUATION AND QUALIFICATION CRITERIA	43
SECTION V - TENDERING FORMS	65
FORM ELI-1.1- TENDERER INFORMATION FORM	68
FORM ELI- 1.2- TENDERER JV INFORMATION	70
FORM ELI - 1.3- QUALIFICATION OF FOREIGN CONTRACTORS	72
FORM ELI - 1.4- DECLARATIONS OF MATERIALS, EQUIPMENT AND LABOUR SOURCES	74
FORM OF TENDER	75
FORM CON – 1 HISTORICAL CONTRACT NON-PERFORMANCE, PENDING LITIGATION AND LITIGATION HISTORY	95
FORM CON – 2: DECLARATION FORM – FAIR EMPLOYMENT LAW AND PRACTICES	97
FORM CON – 3: CERTIFICATE OF BIDDER’S VISIT TO SITE	98
FORM FIN – 3.1: FINANCIAL SITUATION AND PERFORMANCE	99
FORM FIN – 3.2: AVERAGE ANNUAL CONSTRUCTION TURNOVER	104
FORM FIN - 3.3: CURRENT CONTRACT COMMITMENTS / WORKS IN PROGRESS	105
FORM EXP - 4.1: GENERAL CONSTRUCTION EXPERIENCE	106
FORM EXP - 4.2(A): SPECIFIC CONSTRUCTION AND CONTRACT MANAGEMENT EXPERIENCE	108
FORM EXP - 4.2(B): CONSTRUCTION EXPERIENCE IN KEY ACTIVITIES	110
TECHNICAL PROPOSAL	112
FORM OF TENDER -SECURING DECLARATION	136
<b>PART 2 – WORKS REQUIREMENTS</b>	<b>137</b>

SECTION VI – SPECIFICATIONS	138
SECTION VI-A: PERFORMANCE SPECIFICATIONS	139
SECTION VI-B: SPECIFICATIONS ON INSTRUCTED WORKS	178
SECTION VII – BILLS OF QUANTITIES	269
SECTION VIII - DRAWINGS	295
<b>PART 3 – CONDITIONS OF CONTRACT AND CONTRACT FORMS</b>	<b>319</b>
SECTION IX - CONDITIONS OF CONTRACT PART I -GENERAL CONDITIONS	320
SECTION X - CONDITIONS OF CONTRACT PART II -CONDITIONS OF PARTICULAR APPLICATION	322
SUB-CLAUSE 1.1: DEFINITIONS	324
SUB-CLAUSE 1.4: LANGUAGE AND LAW	324
SUB-CLAUSE 1.6: CONTRACT AGREEMENT	325
SUB-CLAUSE 3.1: ENGINEER’S DUTIES AND AUTHORITY	325
SUB-CLAUSE 4.2: PERFORMANCE SECURITY	325
SUB-CLAUSE 4.4: SUBCONTRACTORS	326
SUB-CLAUSE 4.8: SAFETY PROCEDURES	326
SUB-CLAUSE 4.18: PROTECTION OF THE ENVIRONMENT	327
SUB-CLAUSE 6.1: ENGAGEMENT OF STAFF AND LABOUR	328
SUB-CLAUSE 6.5: WORKING HOURS	328
SUB-CLAUSE 6.7: HEALTH AND SAFETY	328
SUB-CLAUSE 7.4 TESTING	329
SUB-CLAUSE 8.7: DELAY DAMAGES	331
SUB-CLAUSE 11.1: COMPLETION OF OUTSTANDING WORK AND REMEDYING DEFECTS	331
SUB-CLAUSE 13.1: RIGHT TO VARY	332
SUB-CLAUSE 14.8: DELAYED PAYMENT	332
SUB-CLAUSE 14.15: CURRENCIES OF PAYMENT	332
SUB-CLAUSE 18.1 GENERAL REQUIREMENTS FOR INSURANCES	332

SECTION XI - STANDARD CONTRACT FORMS	334
FORM NO. 1: NOTIFICATION OF INTENTION TO AWARD	336
FORM NO. 2: LETTER OF NOTIFICATION OF AWARD	340
FORM NO. 3: FORM OF AGREEMENT	341
FORM NO. 4 - PERFORMANCE SECURITY	343
FORM No. 5 - PERFORMANCE SECURITY OPTION 2- (Performance Bond)	345
FORM NO. 6 - ADVANCE PAYMENT SECURITY (Not Applicable)	347
FORM NO. 7: FORM RB 1 APPLICATION FOR PUBLIC PROCUREMENT ADMINISTRATIVE REVIEW BOARD	349
FORM NO. 8 BENEFICIAL OWNERSHIP DISCLOSURE FORM	350

**SECTION I - INVITATION FOR TENDERS**

# PERFORMANCE BASED CONTRACT FOR MAINTENANCE OF SULTAN HAMUD - MAKINDU (A8) ROAD

## SECTION 1: INVITATION TO TENDER

### TENDER NO.: KeNHA/R8/334/2024 – PERFORMANCE BASED CONTRACT FOR MAINTENANCE OF SULTAN HAMUD - MAKINDU (A8) ROAD

The Kenya National Highways Authority (KeNHA) is a State Corporation established under the Kenya Roads Act, 2007, with the responsibility for the management, development, rehabilitation and maintenance of national roads.

The Authority invites bids from eligible construction companies registered with the **National Construction Authority (NCA) in Category NCA 3, 4 or 5** for the **PERFORMANCE BASED CONTRACT FOR MAINTENANCE OF SULTAN HAMUD - MAKINDU (A8) ROAD** to be funded through Road Maintenance Fuel Levy Fund (RMLF).

### SCOPE OF WORK

The scope of works shall be as described in the tender document.

### QUALIFICATION FOR TENDERING

#### Mandatory Requirements

The following **MUST** be submitted together with the bid;

1. Copy of Certificate of incorporation
2. Copy of **Valid** Annual Practising Licence with the National Construction Authority in the classes specified above
3. Copy of **Valid** Tax Compliance Certificate
4. Copy of recent CR 12 form (Issued within the last Six 6 months from the Tender Opening Date).
5. Copy of Valid Registration Certificate for Access to Government Procurement Opportunities (AGPO) in the category of **WOMEN** as specified in the Tender Notice.
6. Bidders shall **sequentially serialise** all pages of each tender submitted. A Guide Note on Serialization is outlined in the Notes below
7. A copy of PBC Certificate for at least one of the Directors.

#### Other Requirements

As specified in the respective tender documents covering the following: -

1. Similar previous experience where applicable.
2. Professional and Technical Personnel.
3. Current work load.

PERFORMANCE BASED CONTRACT FOR MAINTENANCE OF SULTAN HAMUD - MAKINDU (A8) ROAD

4. Eligibility

- a. To enhance equity, bidders shall bid for a maximum of **Two (2)** Tenders, but can only be Awarded a Maximum of **One (1)** Tenders, under this Tender Notice. Bidders who participate in more than **Two (2)** tenders shall be disqualified.
  - b. Director (s) bidding under different companies for the same tender shall be disqualified.
  - c. Director (s) bidding under different companies should not participate in more than **Two (2)** tenders
  - d. Only those bidders registered in the Category as indicated in the tender document shall bid for the respective tenders
  - e. Bidders to comply with Section 157 of the Public Procurement and Asset Disposal Act, 2015 (PPADA, 2015) on participation of candidates in preference and reservations.
  - f. Any form of Canvassing will lead to disqualification
5. Source of indices, base values and their dates must be supported by copies of relevant published data.

**Notes:**

1. All submitted Documents may be verified from the issuing agencies, KeNHA Reserves the right to verify all submitted documents.
2. The bidders to ensure that their rates in the bills of quantities are within the known prevailing market rates for road works pursuant to Section 70(6) (b) of PPADA, 2015 read together with Regulation 43(4) of the Public Procurement and Asset Disposal Regulations, 2020.

Procurement shall be based on the post qualification method and the above details will be submitted with the priced bid.

There shall be a **mandatory pre-tender site visit** as specified in the detailed tender notice above and as uploaded onto the KeNHA website.

**NOTE:**

**Every Bidder shall be represented by one Technical Person with a Minimum qualification of a Diploma in Civil/Highway Engineering. The Individual SHALL bring along the following in hard copies:**

1. **Original ID/Passport and a CERTIFIED Copy**
2. **CERTIFIED copy of Diploma/Higher Diploma/Degree Certificate and a Copy**
3. **CERTIFIED Copy of Registration Certificate and proof of current subscription by Engineers Board of Kenya (EBK)/ Kenya Engineering Technology Registration Board (KETRB)/ Institute of Engineering Technologists and Technicians (IET)**
4. **Original Introductory letter bearing the Company letterhead and an Official Stamp authorizing them to represent them in the specific pre-tender site visit/Pre Tender Conference. The letter shall be duly signed. Photocopies or any other media shall not be accepted.**

PERFORMANCE BASED CONTRACT FOR MAINTENANCE OF SULTAN HAMUD - MAKINDU (A8) ROAD

- The copies of ID/Passport, Academic Certificates, Professional Registration Certificate, proof of current subscription **SHALL** be certified by commissioner of oaths or Notaries public
- All the above documents shall be retained by the Procuring Entity's and may be verified later for authenticity.

**One (1) person shall only represent one (1) company per Tender.**

The detailed tender notice is available in the KeNHA website and Public Procurement Information Portal (PIIP). Clarifications and Questions may be sent to [procurement@kenha.co.ke](mailto:procurement@kenha.co.ke) as indicated in the Tender Notice.

**NOTE:**

- 1. Every bidder shall make their own arrangements to familiarize themselves with the site conditions and the Road and its features.**
- 2. Clarity on Serialization of Tender Documents by Prospective Bidders**

**Please note that all pages of the tender documents submitted by bidders shall be sequentially serialized numerically that is; 1,2,3,4,5...etc. The serialization shall be undertaken by the bidder, by doing fresh numbering on its documents. The pagination of the tender documents as downloaded from the KeNHA website should not be used as a means of Serialization. The bidder's serialization should follow the same logical sequence from the first page to the end.**

Interested eligible candidates may obtain further information and inspect tender documents from the **Procurement Office, Kenya National Highways Authority, Lower Eastern Regional Office, opposite, Machakos School** as indicated in the Tender Notice during normal working hours.

A complete set of tender documents may be obtained by interested tenderers from the Kenya National Highways Authority website: [www.kenha.co.ke](http://www.kenha.co.ke) or PIIP portal: [www.tenders.go.ke](http://www.tenders.go.ke) free of charge. Bidders are encouraged to download tender documents to minimise physical visits to the respective **KeNHA Regional Offices.**

Completed tender documents are to be enclosed in plain sealed envelope clearly marked with tender name, reference number and submitted to: -

**Office of the Regional Director – Lower Eastern Region,  
Kenya National Highways Authority,  
P.O. Box 2603 - 90100,  
MACHAKOS, KENYA**



PERFORMANCE BASED CONTRACT FOR MAINTENANCE OF SULTAN HAMUD -  
MAKINDU (A8) ROAD

Or Deposited in the Tender Box at the reception area, **KeNHA Lower Eastern Region offices**, so as to be received on or before **the Date and Time as indicated in the Tender Notice**.

**All interested bidders are required to continually check the Kenya National Highways Authority website: [www.kenha.co.ke](http://www.kenha.co.ke) for any tender addendums or clarifications that may arise before submission date.**

Tenders will be opened immediately thereafter in the presence of Tenderers/Representatives who wish to attend at the KeNHA Lower Eastern Regional Office Board Room.

**Deputy Director, Supply Chain Management**

**For: DIRECTOR GENERAL**

**PART 1 – TENDERING PROCEDURES**

**SECTION II - INSTRUCTIONS TO TENDERERS**

## SECTION 2 - INSTRUCTIONS TO TENDERERS

### A. GENERAL

#### 1. Scope of Tender

- 1.1 The Procuring Entity, as indicated in the TDS, issues this tendering document for the procurement of Works and Services as listed below for the award of a Performance-based Road Contract. The name, identification, and number of lots (contracts) of this ITT are specified in the TDS. The Works and Services under the Performance- based Contract will cover the Roads indicated in the TDS and will consist of:
- a) Maintenance Services or “Services” consisting of all interventions on the Roads which are to be carried out by the contractor in order to achieve and keep the Road performance stand defined by the Service Level included in Section VII, Specifications for Works and Services of this tendering document, and all activities related to the management and evaluation of the road network under contract;
  - b) Rehabilitation Works, when requested in the TDS for the sections of the Road(s) indicated in the TDS, consisting of specific types of civil works described in the Specifications;
  - c) Improvement Works, when requested in the TDS, consisting of a set of specific interventions indicated in the Specifications to add new characteristics to the Roads in response to existing or new traffic and safety or other considerations;
  - d) Works consisting of activities needed to reinstate the Roads and reconstruct their structure or their right of way damaged by natural phenomena with imponderable consequences, such as strong storms, flooding, and earthquakes.

#### 2. Interpretations

Throughout this tendering document:

The term “in writing” means communicated in written form (e.g. by mail, e-mail, and fax, including if specified in the TDS, distributed or received through electronic-procurement system used by the Procuring Entity) with proof of receipt;

if the context so requires, “singular” means “plural” and vice versa; and “Day” means calendar day, unless otherwise specified as a “Business Day.” A Business Day is any day that is a working day of the Procuring Entity. It excludes the Procuring Entity's official public holidays.

#### 3. Fraud and Corruption

- 3.1 The Procuring Entity requires compliance with the provisions of the Public Procurement and Asset Disposal Act, 2015, Section 62 “Declaration not to engage in corruption”. The tender submitted by a person shall include a declaration that the person shall not engage in any corrupt or fraudulent practice and a declaration that the person or his or her sub-contractors are not debarred from participating in public procurement proceedings.

- 3.2 The Procuring Entity requires compliance with the provisions of the Competition Act 2010, regarding collusive practices in contracting. Any tenderer found to have engaged in collusive conduct shall be disqualified and criminal and/or civil sanctions may be imposed. To this effect, Tenders shall be required to complete and sign the “Certificate of Independent Tender Determination” annexed to the Form of Tender.
- 3.3 Unfair Competitive Advantage-Fairness and transparency in the tender process require that the firms or their Affiliates competing for a specific assignment do not derive a competitive advantage from having provided consulting services related to this tender. To that end, the Procuring Entity shall indicate in the Data Sheet and make available to all the firms together with this tender document all information that would in that respect give such firm any unfair competitive advantage over competing firms.
- 3.4 Tenderers shall permit and shall cause their agents (where declared or not), subcontractors, sub consultants, service providers, suppliers, and their personnel, to permit the Procuring Entity to inspect all accounts, records and other documents relating to any initial selection process, prequalification process, tender submission, proposal submission, and contract performance (in the case of award), and to have them audited by auditors appointed by the Procuring Entity.

#### **4. Eligible Tenderers**

- 4.1 A Tenderer may be a firm that is a private entity, a state-owned enterprise or institution subject to ITT 4.6 or any combination of such entities in the form of a joint venture (JV) under an existing agreement or with the intent to enter into such an agreement supported by a Form of intent. In the case of a joint venture, all members shall be jointly and severally liable for the execution of the entire Contract in accordance with the Contract terms. The JV shall nominate a Representative who shall have the authority to conduct all business for and on behalf of any and all the members of the JV during the Tendering process and, in the event the JV is awarded the Contract, during contract execution. Members of a joint venture may not also make an individual tender, be a subcontractor in a separate tender or be part of another joint venture for the purposes of the same Tender. The maximum number of JV members shall be specified in the TDS.
- 4.2 Public Officers of the Procuring Entity, their Spouses, Child, Parent, Brothers or Sister. Child, Parent, Brother or Sister of a Spouse, their business associates or agents and firms/organizations in which they have a substantial or controlling interest shall not be eligible to tender or be awarded a contract. Public Officers with such relatives are also not allowed to participate in any procurement proceedings.
- 4.3 A Tenderer shall not have a conflict of interest. Any Tenderer found to have a conflict of interest shall be disqualified. A Tenderer may be considered to have a conflict of interest for the purpose of this Tendering process, if the Tenderer:
- a) Directly or indirectly controls, is controlled by or is under common control with another Tenderer; or
  - b) Receives or has received any direct or indirect subsidy from another Tenderer; or
  - c) Has the same legal representative as another Tenderer; or
  - d) Has a relationship with another Tenderer, directly or through common third

- parties, that puts it in a position to influence the Tender of another Tenderer, or influence the decisions of the Procuring Entity regarding this Tendering process; or
- e) Or any of its affiliates participated as a consultant in the preparation of the design or technical specifications of the works that are the subject of the Tender; or
  - f) Or any of its affiliates has been hired (or is proposed to be hired) by the Procuring Entity or Procuring Entity as Engineer for the Contract implementation; or
  - g) would be providing goods, works, or non-consulting services resulting from or directly related to consulting services for the preparation or implementation of the project specified in the TDS ITT 2.1 that it provided or were provided by any affiliate that directly or indirectly controls, is controlled by, or is under common control with that firm; or
  - h) has a close business or family relationship with a professional staff of the Procuring Entity, who:
    - i) are directly or indirectly involved in the preparation of the tendering document or specifications of the Contract, and/or the Tender evaluation process of such Contract; or
    - ii) would be involved in the implementation or supervision of such contract unless the conflict stemming from such relationship has been resolved in a manner acceptable to the Procuring Entity throughout the Tendering process and execution of the Contract.
- 4.4 A firm that is a Tenderer (either individually or as a JV member) shall not participate in more than one Tender, except for permitted alternative Tenders. This includes participation as a subcontractor in other Tenders. Such participation shall result in the disqualification of all Tenders in which the firm is involved. A firm that is not a Tenderer or a JV member may participate as a subcontractor in more than one Tender.
- 4.5 A Tenderer may have the nationality of any country, subject to the restrictions pursuant to ITT 4.9. A Tenderer shall be deemed to have the nationality of a country if the Tenderer is constituted, incorporated or registered in and operates in conformity with the provisions of the laws of that country, as evidenced by its articles of incorporation (or equivalent documents of constitution or association) and its registration documents, as the case maybe. This criterion also shall apply to the determination of the nationality of proposed subcontractors or sub-consultants for any part of the Contract including related Services.
- 4.6 Tenderer that has been debarred from participating in public procurement shall be ineligible to be prequalified for a tender or be awarded a contract. The list of debarred firms and individuals is available from the website of PPRA [www.ppra.go.ke](http://www.ppra.go.ke) or [emailcomplaints@ppra.go.ke](mailto:emailcomplaints@ppra.go.ke).
- 4.7 Tenderers that are state-owned enterprises or institutions in Kenya may be eligible to compete and be awarded a Contract(s) only if they can establish that they (i) are legally and financially autonomous (ii) operate under commercial law, and (iii) are not under supervision of the Procuring Entity.
- 4.8 Tenderer shall not be under suspension from Tendering by the Procuring Entity as the result of the operation of a Tender-Securing or Proposal-Securing Declaration.

- 4.9 Firms and individuals may be ineligible if so indicated in Section V and (a) as a matter of law or official regulations, if Kenya prohibits commercial relations with that country, or (b) by an act of compliance with a decision of the United Nations Security Council taken under Chapter VII of the Charter of the United Nations, Kenya prohibits any import of goods or contracting of works or services from that country, or any payments to any country, person, or entity in that country.
- 4.10 Foreign tenderers are required to source at least forty (40%) percent of their contract inputs (in supplies, subcontracts and labor) from national suppliers and contractors. To this end, a foreign tenderer shall provide in its tender documentary evidence that this requirement is met. Foreign tenderers not meeting this criterion will be automatically disqualified. Information required to enable the Procuring Entity determine if this condition is met shall be provided in for this purpose is be provided in “SECTION III - EVALUATION AND QUALIFICATION CRITERIA, Item 9”.
- 4.11 Pursuant to the eligibility requirements of ITT 4.10, a tender is considered a foreign tenderer, if the tenderer is not registered in Kenya or if the tenderer is registered in Kenya and has less than 51 percent ownership by Kenyan citizens. JVs are considered as foreign tenderers if the individual member firms are not registered in Kenya or if are registered in Kenya and have less than 51 percent ownership by Kenyan citizens. The JV shall not subcontract to foreign firms more than 10 percent of the contract price, excluding provisional sums.
- 4.12 The National Construction Authority Act of Kenya requires that all local and foreign contractors be registered with the National Construction Authority and be issued with a Registration Certificate before they can undertake any construction works in Kenya. Registration for foreign contractors shall not be a condition for tender, but it shall be a condition of contract award and signature. A selected tenderer shall be given opportunity to register before such award and signature of contract. Application for registration with National Construction Authority may be accessed from the website [www.nca.go.ke](http://www.nca.go.ke).
- 4.13 The Competition Act of Kenya requires that firms wishing to tender as Joint Venture undertakings which may prevent, distort or lessen competition in provision of services are prohibited unless they are exempt in accordance with the provisions of Section 25 of the Competition Act, 2010. JVs will be required to seek for exemption from the Competition Authority. Exemption shall not be a condition for tender, but it shall be a condition of contract award and signature. A JV tenderer shall be given opportunity to seek such exemption as a condition of award and signature of contract. Application for exemption from the Competition Authority of Kenya may be accessed from the website [www.cak.go.ke](http://www.cak.go.ke)
- 4.14 A Tenderer may be considered ineligible if he/she offers goods, works and production processes with characteristics that have been declared by the relevant national environmental protection agency or by other competent authority as harmful to human beings and to the environment shall not be eligible for procurement.
- 4.15 A Kenyan tenderer shall provide evidence of having fulfilled his/her tax obligations by producing a valid tax compliance or tax exemption certificate issued by the Kenya Revenue Authority.

## **5. Eligible Materials, Equipment, and Services**

- 5.1 The materials, equipment and services to be supplied under the Contract may have their origin in any eligible country and all expenditures under the Contract will be limited to such materials, equipment, and services. At the Procuring Entity's request, Tenderers may be required to provide evidence of the origin of materials, equipment and services.
- 5.2 For purposes of ITT 5.1 above, "origin" means the place where the materials and equipment are mined, grown, produced or manufactured, and from which the services are provided. Materials and equipment are produced when, through manufacturing, processing, or substantial or major assembling of components, a commercially recognized product results that is substantially different in its basic characteristics or in purpose or utility from its components.

## **B. Contents of Tendering Document**

### **6 Sections of Tendering Document**

- 6.1 The tendering document consists of Parts 1, 2, and 3, which include all the Sections indicated below, and should be read in conjunction with any Addenda issued in accordance with ITT 10.

#### **PART 1 - Tendering Procedures**

Section I- Instructions to Tenderers (ITT)  
Section II- Tender Data Sheet (TDS)  
Section III- Evaluation and Qualification Criteria  
Section IV- Tendering Forms

#### **PART 2 - Works and Services' Requirements**

Section V - Specifications

#### **PART 3 - Conditions of Contract and Contract Forms**

Section VI - General Conditions of Contract  
Section VII - Special Conditions of Contract Section VIII- Contract Forms

- 6.2 The Invitation to Tender (ITT) or the notice to the prequalified Tenderers issued by the Procuring Entity is not part of the tendering document.
- 6.3 Unless obtained directly from the Procuring Entity, the Procuring Entity is not responsible for the completeness of the tendering document, responses to requests for clarification, the minutes of the pre-Tender meeting (if any), or Addenda to the tendering document in accordance with ITT 10. In case of any contradiction, documents obtained directly from the Procuring Entity shall prevail.
- 6.4 The Tenderer is expected to examine all instructions, forms, terms, and specifications in the tendering document and to furnish with its Tender all information and documentation as is required by the tendering document.

### **7 Site Visit**



- 7.1 The Tenderer, at the Tenderer's own responsibility and risk, is encouraged to visit and examine the site of the works and its surroundings and obtain all information that may be necessary for preparing the Tender and entering into a contract for the Services. The costs of visiting the Site shall be at the Tenderer's own expense.

## **8 Pre-Tender Meeting and a Pre-Arranged Pretender Site Visit**

- 8.1 The Procuring Entity shall specify in the TDS if a pre-tender conference will be held, when and where. The Procuring Entity shall also specify in the TDS if a pre-arranged pretender visit of the site of the works will be held and when. The Tenderer's designated representative is invited to attend a pre-arranged pretender visit of the site of the works. The purpose of the meeting will be to clarify issues and to answer questions on any matter that may be raised at that stage.
- 8.2 The Tenderer is requested to submit any questions in writing, to reach the Procuring Entity not later than the period specified in the TDS before the meeting.
- 8.3 Minutes of the pre-Tender meeting and the pre-arranged pretender visit of the site of the works, if applicable, including the text of the questions asked by Tenderers and the responses given, together with any responses prepared after the meeting, will be transmitted promptly to all Tenderers who have acquired the Tender Documents in accordance with ITT 6.3. Minutes shall not identify the source of the questions asked.
- 8.4 The Procuring Entity shall also promptly publish anonymized (no names) Minutes of the pre-Tender meeting and the pre-arranged pretender visit of the site of the works at the web page identified in the TDS. Any modification to the Tender Documents that may become necessary as a result of the pre-Tender meeting shall be made by the Procuring Entity exclusively through the issue of an Addendum pursuant to ITT 10 and not through the minutes of the pre-Tender meeting. Nonattendance at the pre-Tender meeting will not be a cause for disqualification of a Tenderer.

## **9 Clarification of Tender Documents**

- 9.1 A Tenderer requiring any clarification of the Tender Document shall contact the Procuring Entity in writing at the Procuring Entity's address specified in the TDS or raise its enquiries during the pre-Tender meeting and the pre-arranged pretender visit of the site of the works if provided for in accordance with ITT 8.4. The Procuring Entity will respond in writing to any request for clarification, provided that such request is received no later than the period specified in the TDS prior to the deadline for submission of tenders. The Procuring Entity shall forward copies of its response to all tenderers who have acquired the Tender Documents in accordance with ITT 6.3, including a description of the inquiry but without identifying its source. If so specified in the TDS, the Procuring Entity shall also promptly publish its response at the web page identified in the TDS. Should the clarification result in changes to the essential elements of the Tender Documents, the Procuring Entity shall amend the Tender Documents appropriately following the procedure under ITT 10.

## **10 Amendment of Tendering Document**

- 10.1 At any time prior to the deadline for submission of Tenders, the Procuring Entity may amend the Tendering document by issuing addenda.

- 10.2 Any addendum issued shall be part of the tendering document and shall be communicated in writing to all who have obtained the tendering document from the Procuring Entity in accordance with ITT 6.3. The Procuring Entity shall also promptly publish the addendum on the Procuring Entity's website in accordance with ITT 8.4.
- 10.3 To give prospective Tenderers reasonable time in which to take an addendum into account in preparing their Tenders, the Procuring Entity shall extend, as necessary, the deadline for submission of Tenders, in accordance with ITT 24.2 below.

**C. Preparation of Tenders**

**11 Cost of Tendering**

- 11.1 The Tenderer shall bear all costs associated with the preparation and submission of its Tender, and the Procuring Entity shall not be responsible or liable for those costs, regardless of the conduct or outcome of the Tendering process.

**12 Language of Tender**

- 12.1 The Tender, as well as all correspondence and documents relating to the Tender exchanged by the Tenderer and the Procuring Entity, shall be written in the English language. Supporting documents and printed literature that are part of the Tender may be in another language provided they are accompanied by an accurate translation of the relevant passages in the English language, in which case, for purposes of interpretation of the Tender, such translation shall govern.

**13 Documents Comprising the Tender**

- 13.1 The Tender shall comprise the following:
- a Form of Tender prepared in accordance with ITT 14;
  - b Schedules, including priced Bills of Quantities completed in accordance with ITT 14 and ITT 16;
  - c Tender Security or Tender-Securing Declaration, in accordance with ITT 21.1;
  - d Alternative Tender, if permissible, in accordance with ITT 15;
  - e Authorization: written confirmation authorizing the signatory of the Tender to commit the Tenderer, in accordance with ITT 22.3;
  - f Qualifications: documentary evidence in accordance with ITT 19 establishing the Tenderer's qualifications, or continued qualified status, as the case may be, to perform the Contract if its Tender is accepted;
  - g Conformity: a technical proposal in accordance with ITT 18;
  - h Any other document required in the TDS.
- 13.2 In addition to the requirements under ITT 13.1, Tenders submitted by a JV shall include a copy of the Joint Venture Agreement entered into by all members.

Alternatively, a Form of Intent to execute a Joint Venture Agreement in the event of a successful Tender shall be signed by all members and submitted with the Tender, together with a copy of the proposed agreement.

- 13.3 The Tenderer shall furnish in the Form of Tender information on commissions and gratuities, if any, paid or to be paid to agents or any other party relating to this Tender.

#### **14 Form of Tender, and Schedules**

- 14.1 The Form of Tender and Schedules, including the Bills of Quantities, shall be prepared using the relevant forms furnished in Section IV, Tendering Forms. The forms must be completed without any alterations to the text, and no substitutes shall be accepted. All blank spaces shall be filled in with the information requested. The Tenderer chronologically serialize all pages of the tender documents submitted.

#### **15 Alternative Tenders**

- 15.1 Unless otherwise indicated in the TDS, alternative Tenders shall not be considered.
- 15.2 When alternative times for reaching the required Service Levels or for the completion of Rehabilitation or Improvement Works are explicitly invited, a statement to that effect will be included in the TDS, as will the method of evaluating different times for completion.
- 15.3 Except as provided under ITT 15.4 below, Tenderers wishing to offer technical alternatives to the requirements of the tendering document must first price the Procuring Entity's design as described in the tendering document and shall further provide all information necessary for a complete evaluation of the alternative by the Procuring Entity, including drawings, design calculations, technical specifications, breakdown of prices, and proposed construction methodology and other relevant details. Only the technical alternatives, if any, of the Tenderer with the Best Evaluated Tender conforming to the basic technical requirements shall be considered by the Procuring Entity.
- 15.4 When specified in the TDS, Tenderers are permitted to submit alternative technical solutions for specified parts of the Rehabilitation and/or Improvement Works, and such parts will be identified in the TDS, as will the method for their evaluating, and described in Section VII, Works and Services' Requirements.

#### **16 Tender Prices and Discounts**

- 16.1 The prices and discounts quoted by the Tenderer in the Form of Tender and in the Bills of Quantities shall conform to the requirements specified below.
- 16.2 The Tenderer shall fill in rates and prices for all items of the Works and Services described in the Bills of Quantities. Items against which no rate or price is entered by the Tenderer will not be paid for by the Procuring Entity when executed and shall be deemed covered by the rates for other items and prices in the Bills of Quantities and will not be paid for separately by the Procuring Entity. An item not listed in the priced Bill of Quantities shall be assumed to be not included in the Tender, and provided that the Tender is determined substantially responsive notwithstanding this omission, the

average price of the item quoted by substantially responsive Tenderers will be added to the Tender price and the equivalent total cost of the Tender so determined will be used for price comparison.

- 16.3 The price to be quoted in the Form of Tender, in accordance with ITT 14.1, shall be the total price of the Tender, excluding any discounts offered.
- 16.4 The Tenderer shall quote any discounts and the methodology for their application in the Form of Tender, in accordance with ITT 16.1.
- 16.5 Unless otherwise provided in the TDS and the Contract, the rates and prices quoted by the Tenderer are subject to adjustment during the performance of the Contract in accordance with the provisions of the Conditions of Contract. In such a case, the Tenderer shall furnish the indices and weightings for the price adjustment formulae in the Schedule of Adjustment Data and the Procuring Entity may require the Tenderer to justify its proposed indices and weightings.
- 16.6 If so indicated in ITT 1.1, Tenders are being invited for individual lots (contracts) or for any combination of lots (packages). Tenderers wishing to offer any price reduction for the award of more than one Contract shall specify in their tender the price reductions applicable to each package, or alternatively, to individual Contracts within the package. Discounts shall be submitted in accordance with ITT 14.4, provided the Tenders for all lots (contracts) are submitted and opened at the same time.
- 16.7 All duties, taxes, and other levies payable by the Contractor under the Contract, or for any other cause, as of the date 28 days prior to the deadline for submission of Tenders, shall be included in the rates and prices and the total Tender Price submitted by the Tenderer.

## **17 Currencies of Tender and Payment**

- 17.1 The currency(ies) of the Tender and the currency(ies) of payments shall be the same and shall be as specified in the TDS.
- 17.2 Tenderers may be required by the Procuring Entity to justify, to the Procuring Entity's satisfaction, their foreign currency requirements, and to substantiate that the amounts shown in the Summary of Payment Currency Schedule, in which case a detailed breakdown of the foreign currency requirements shall be provided by Tenderers.

## **18 Documents Comprising the Technical Proposal**

- 18.1 The Tenderer shall furnish a technical proposal (if so required) including a statement of work methods, equipment, personnel, schedule and any other information as stipulated in Section IV, Tendering Forms, in sufficient detail to demonstrate the adequacy of the Tenderers' proposal to meet the work and services' requirements and the completion time.

## **19 Documents Establishing the Qualifications of the Tenderer**

- 19.1 To establish Tenderer's eligibility in accordance with ITT 4, Tenderers shall complete the Form of Tender, included in Section IV, Tendering Forms.
- 19.2 In accordance with Section III, Evaluation and Qualification Criteria, to establish its qualifications to perform the Contract the Tenderer shall provide the information

requested in the corresponding information sheets included in Section IV, Tendering Forms.

- 19.3 If a margin of preference applies as specified in accordance with ITT 36.1, domestic Tenderers, individually or in joint ventures, applying for eligibility for domestic preference shall supply all information required to satisfy the criteria for eligibility specified in accordance with ITT 36.1.
- 19.4 Tenderers shall be asked to provide, as part of the data for qualification, such information, including details of ownership, as shall be required to determine whether, according to the classification established by the Procuring Entity, a particular contractor or group of contractors qualifies for a margin of preference. Further the information will enable the Procuring Entity identify any actual or potential conflict of interest in relation to the procurement and/or contract management processes, or a possibility of collusion between tenderers, and thereby help to prevent any corrupt influence in relation to the procurement process or contract management.
- 19.5 The purpose of the information described in ITT 19.4 above overrides any claims to confidentiality which a tenderer may have. There can be no circumstances in which it would be justified for a tenderer to keep information relating to its ownership and control confidential where it is tendering to undertake public sector work and receive public sector funds. Thus, confidentiality will not be accepted by the Procuring Entity as a justification for a Tenderer's failure to disclose, or failure to provide required information on its ownership and control.
- 19.6 The Tenderer shall provide further documentary proof, information or authorizations that the Procuring Entity may request in relation to ownership and control which information on any changes to the information which was provided by the tenderer under ITT 19.4. The obligations to require this information shall continue for the duration of the procurement process and contract performance and after completion of the contract, if any change to the information previously provided may reveal a conflict of interest in relation to the award or management of the contract.
- 19.7 All information provided by the tenderer pursuant to these requirements must be complete, current and accurate as at the date of provision to the Procuring Entity. In submitting the information required pursuant to these requirements, the Tenderer shall warrant that the information submitted is complete, current and accurate as at the date of submission to the Procuring Entity.
- 19.8 If a tenderer fails to submit the information required by these requirements, its tenderer will be rejected. Similarly, if the Procuring Entity is unable, after taking reasonable steps, to verify to a reasonable degree the information submitted by a tenderer pursuant to these requirements, then the tender will be rejected.
- 19.9 If information submitted by a tenderer pursuant to these requirements, or obtained by the Procuring Entity (whether through its own enquiries, through notification by the public or otherwise), shows any conflict of interest which could materially and improperly benefit the tenderer in relation to the procurement or contract management process, then:
  - i) If the procurement process is still ongoing, the tenderer will be disqualified from the procurement process,
  - ii) If the contract has been awarded to that tenderer, the contract award will be set aside,

- iii) the tenderer will be referred to the relevant law enforcement authorities for investigation of whether the tenderer or any other persons have committed any criminal offence.

19.10 If a tenderer submits information pursuant to these requirements that is incomplete, inaccurate or out-of-date, or attempts to obstruct the verification process, then the consequences ITT 19.9 will ensue unless the tenderer can show to the reasonable satisfaction of the Procuring Entity that any such act was not material, or was due to genuine error which was not attributable to the intentional act, negligence or recklessness of the tenderer.

## **20 Period of Validity of Tenders**

20.1 Tenders shall remain valid for the period specified in the TDS. The Tender Validity period starts from the date fixed for the Tender submission deadline (as prescribed by the Procuring Entity in accordance with ITT 24). A Tender valid for a shorter period shall be rejected by the Procuring Entity as non-responsive.

20.2 In exceptional circumstances, prior to the expiration of the Tender validity period, the Procuring Entity may request Tenderers to extend the period of validity of their Tenders. The request and the responses shall be made in writing. If a Tender Security is requested in accordance with ITT 21, it shall also be extended for thirty (30) days beyond the deadline of the extended validity period. A Tenderer may refuse the request without forfeiting its Tender Security. A Tenderer granting the request shall not be required or permitted to modify its Tender, except as provided in ITT 26.3.

## **21 Tender Security**

21.1 The Tenderer shall furnish as part of its Tender, either a Tender-Securing Declaration or a Tender Security as specified in the TDS, in original form and, in the case of a Tender security, in the amount and currency specified in the TDS.

A Tender-Securing Declaration shall use the form included in Section IV, Tendering Forms.

21.2 The Tender Security shall be a demand guarantee at the Tenderer's option, in any of the following forms:

- a cash;
  - i. a bank guarantee;
  - ii. a guarantee by an insurance company registered and licensed by the Insurance Regulatory Authority listed by the Authority; or
  - iii. a guarantee issued by a financial institution approved and licensed by the Central Bank of Kenya, from a reputable source, and an eligible country.
  - iv. Other forms of Security as specified in the TDS.

21.3 If the unconditional guarantee is issued by a non-bank financial institution located outside Kenya, the issuing non-bank financial institution shall have a correspondent

financial institution located in Kenya to make it enforceable unless the Procuring Entity has agreed in writing, prior to Tender submission, that a correspondent financial institution is not required. In the case of a bank guarantee, the Tender Security shall be submitted either using the Tender Security Form included in Section IV, Tendering Forms, or in another substantially similar format approved by the Procuring Entity prior to Tender submission. The Tender Security shall be valid for thirty (30) days beyond the original validity period of the Tender, or beyond any period of extension if requested under ITT 24.2.

- 21.4 If a Tender Security or Tender-Securing Declaration is specified pursuant to ITT 21.1, any Tender not accompanied by a substantially responsive Tender Security or Tender-Securing Declaration shall be rejected by the Procuring Entity as non-responsive.
- 21.5 If a Tender Security is specified pursuant to ITT 21.1, the Tender Security of unsuccessful Tenderers shall be returned as promptly as possible upon the successful Tenderer's signing the Contract and furnishing the Performance Security. The Procuring Entity shall also promptly return the tender security to the tenderers where the procurement proceedings are terminated, all tenders were determined non responsive or a bidder declines to extend tender validity period.
- 21.6 The Tender Security of the successful Tenderer shall be returned as promptly as possible once the successful Tenderer has signed the Contract and furnished the required Performance Security.
- 21.7 The Tender Security may be forfeited or the Tender-Securing Declaration executed:
- a if a Tenderer withdraws its Tender during the period of Tender validity specified by the Tenderer on the Form of Tender or any extension thereto provided by the Tenderer; or
  - b if the successful Tenderer fails to:
    - i. sign the Contract in accordance with ITT 48; or
    - ii. furnish a performance security.
- 21.8 Where tender securing declaration is executed, the Procuring Entity shall recommend to the PPRA that PPRA debars the Tenderer from participating in public procurement as provided in the law.
- 21.9 The Tender Security or the Tender Securing Declaration of a JV shall be in the name of the JV that submits the Tender. If the JV has not been legally constituted at the time of Tendering, the Tender Security or the Tender- Securing Declaration shall be in the names of all future members as named in the Form of intent referred to in ITT 4.1 and ITT 13.2.

## **22 Format and Signing of Tender**

- 22.1 The Tenderer shall prepare one original of the documents comprising the Tender as described in ITT 13 and clearly mark it "ORIGINAL." Alternative Tenders, if permitted in accordance with ITT 15, shall be clearly marked "ALTERNATIVE." In addition, the Tenderer shall submit copies of the Tender, in the number specified in the

TDS and clearly mark them “COPY.” In the event of any discrepancy between the original and the copies, the original shall prevail.

- 22.2 Tenderers shall mark as “CONFIDENTIAL” all information in their Tenders which is confidential to their business. This may include proprietary information, trade secrets, or commercial or financially sensitive information.
- 22.3 The original and all copies of the Tender shall be typed or written in indelible ink and shall be signed by a person duly authorized to sign on behalf of the Tenderer. This authorization shall consist of a written confirmation as specified in the TDS and shall be attached to the Tender. The name and position held by each person signing the authorization must be typed or printed below the signature. All pages of the Tender where entries or amendments have been made shall be signed or initialed by the person signing the Tender.
- 22.4 In case the Tenderer is a JV, the Tender shall be signed by an authorized representative of the JV on behalf of the JV, and so as to be legally binding on all the members as evidenced by a power of attorney signed by their legally authorized representatives.
- 22.5 Any inter-lineation, erasures, or overwriting shall be valid only if they are signed or initialed by the person signing the Tender.

#### **D. Submission and Opening of Tenders**

### **23 Sealing and Marking of Tenders**

- 23.1 Depending on the sizes or quantities or weight of the tender documents, a tenderer may use an envelope, package or container. The Tenderer shall deliver the Tender in a single sealed envelope, or in a single sealed package, or in a single sealed container bearing the name and Reference number of the Tender, addressed to the Procuring Entity and a warning not to open before the time and date for Tender opening date. Within the single envelope, package or container, the Tenderer shall place the following separate, sealed envelopes:
- a. in an envelope or package or container marked “ORIGINAL”, all documents comprising the Tender, as described in ITT 13; and
  - b. in an envelope or package or container marked “COPIES”, all required copies of the Tender; and
  - c. if alternative Tenders are permitted in accordance with ITT 15, and if relevant:
    - i. in an envelope or package or container marked “ORIGINAL - ALTERNATIVE TENDER”, the alternative Tender; and
    - ii. in the envelope or package or container marked “COPIES-ALTERNATIVE TENDER”, all required copies of the alternative Tender.
- 23.2 The inner envelopes or packages or containers shall:
- a. Bear the name and address of the Procuring Entity.



- b Bear the name and address of the Tenderer; and
- c Bear the name and Reference number of the Tender.

23.3 Where a tender package or container cannot fit in the tender box, the procuring entity shall:

- a Specify in the TDS where such documents should be received.
- b Maintain a record of tenders received and issue acknowledgement receipt note to each tenderer specifying time and date of receipt.
- c Ensure all tenders received are handed over to the tender opening committee for opening at the specified opening place and time.

23.4 If all envelopes are not sealed and marked as required, the Procuring Entity will assume no responsibility for the misplacement or premature opening of the Tender. Tenders that are misplaced or opened prematurely will not be accepted.

## **24 Deadline for Submission of Tenders**

24.1 Tenders must be received by the Procuring Entity at the address and no later than the date and time indicated in the TDS. When so specified in the TDS, Tenderers shall have the option of submitting their Tenders electronically. Tenderers submitting Tenders electronically shall follow the electronic Tender submission procedures specified in the TDS.

21.2 The Procuring Entity may, at its discretion, extend the deadline for the submission of Tenders by amending the tendering document in accordance with ITT 10, in which case all rights and obligations of the Procuring Entity and Tenderers previously subject to the deadline shall thereafter be subject to the deadline as extended.

## **25 Late Tenders**

25.1 The Procuring Entity shall not consider any Tender that arrives after the deadline for submission of Tenders, in accordance with ITT 22. Any Tender received by the Procuring Entity after the deadline for submission of Tenders shall be declared late, rejected, and returned unopened to the Tenderer.

## **26 Withdrawal, Substitution, and Modification of Tenders**

26.1 A Tenderer may withdraw, substitute, or modify its Tender after it has been submitted by sending a written notice, duly signed by an authorized representative, and shall include a copy of the authorization in accordance with ITT 20.3, (except that withdrawal notices do not require copies). The corresponding substitution or modification of the Tender must accompany the respective written notice. All notices must be:

- a prepared and submitted in accordance with ITT 20 and ITT 21 (except that withdrawals notices do not require copies), and in addition, the respective envelopes shall be clearly marked “WITHDRAWAL,” “SUBSTITUTION,” “MODIFICATION; “and
- b received by the Procuring Entity prior to the deadline prescribed for submission of

Tenders, in accordance with ITT 22.

26.2 Tenders requested to be withdrawn in accordance with ITT 24.1 shall be returned unopened to the Tenderers.

26.3 No Tender may be withdrawn, substituted, or modified in the interval between the deadline for submission of Tenders and the expiration of the period of Tender validity specified by the Tenderer on the Form of Tender Form or any extension thereof.

## **27 Tender Opening**

27.1 Except in the cases specified in ITT 23 and ITT 24.2, the Procuring Entity shall publicly open and read out in accordance with this ITT all Tenders received by the deadline, at the date, time and place specified in the TDS, in the presence of Tenderers' designated representatives and anyone who chooses to attend. Any specific electronic Tender opening procedures required if electronic tendering is permitted in accordance with ITT 22.1, shall be as specified in the TDS.

27.2 First, envelopes marked "WITHDRAWAL" shall be opened and read out and the envelope with the corresponding Tender shall not be opened, but returned to the Tenderer. No Tender withdrawal shall be permitted unless the corresponding withdrawal notice contains a valid authorization to request the withdrawal and is read out at Tender opening.

27.3 Next, envelopes marked "SUBSTITUTION" shall be opened and read out and exchanged with the corresponding Tender being substituted, and the substituted Tender shall not be opened, but returned to the Tenderer. No Tender substitution shall be permitted unless the corresponding substitution notice contains a valid authorization to request the substitution and is read out at Tender opening.

27.4 Next, Envelopes marked "MODIFICATION" shall be opened and read out with the corresponding Tender. No Tender modification shall be permitted unless the corresponding modification notice contains a valid authorization to request the modification and is read out at Tender opening.

27.5 Next, all remaining envelopes shall be opened one at a time, reading out: the name of the Tenderer and whether there is a modification; the total Tender Price, per lot (contract) if applicable, including any discounts and alternative Tenders; the presence or absence of a Tender Security, if required; and any other details as the Procuring Entity may consider appropriate.

27.6 Only Tenders, alternative Tenders and discounts that are opened and read out at Tender opening shall be considered further. The Form of Tender and the Bill of Quantities are to be initialed by representatives of the Procuring Entity attending Tender opening in the manner specified in the TDS.

27.7 The Procuring Entity shall neither discuss the merits of any Tender nor reject any Tender (except for late Tenders, in accordance with ITT 23.1).

27.8 The Procuring Entity shall prepare a record of the Tender opening that shall include, as a minimum:

- i. The name of the Tenderer and whether there is a withdrawal, substitution, or modification;
- ii. The Tender Price, per lot (contract) if applicable, including any discounts;
- iii. Any alternative Tenders;
- iv. The presence or absence of a Tender Security, if one was required.
- v. Number of pages of each tender document submitted

27.9 The Tenderers' representatives who are present shall be requested to sign the record. The omission of a Tenderer's signature on the record shall not invalidate the contents and effect of the record. A copy of the record shall be distributed to all Tenderers. A copy of the tender opening register shall be issued to a Tenderer upon request

## **E. Evaluation and Comparison of Tenders**

### **28 Confidentiality**

28.1 Information relating to the evaluation of Tenders and recommendation of contract award shall not be disclosed to Tenderers or any other persons not officially concerned with such process until information on Intention to Award the Contract is transmitted to all Tenderers in accordance with ITT 43.

28.2 Any effort by a Tenderer to influence the Procuring Entity in the evaluation of the Tenders or Contract award decisions may result in the rejection of its Tender.

28.3 Notwithstanding ITT 28.2, from the time of Tender opening to the time of Contract award, if any Tenderer wishes to contact the Procuring Entity on any matter related to the Tendering process, it may do so in writing.

### **29 Clarification of Tenders**

29.1 To assist in the examination, evaluation, and comparison of the Tenders, and qualification of the Tenderers, the Procuring Entity may, at its discretion, ask any Tenderer for a clarification of its Tender. Any clarification submitted by a Tenderer that is not in response to a request by the Procuring Entity shall not be considered. The Procuring Entity's request for clarification and the response shall be in writing. No change in the prices or substance of the Tender shall be sought, offered, or permitted, except to confirm the correction of arithmetic errors discovered by the Procuring Entity in the evaluation of the Tenders, in accordance with ITT 33.

29.2 If a Tenderer does not provide clarifications of its Tender by the date and time set in the Contracting Agency's request for clarification, its Tender may be rejected.

### **30 Deviations, Reservations, and Omissions**

30.1 During the evaluation of Tenders, the following definitions apply:

- a "Deviation" is a departure from the requirements specified in the tendering

- document; “Reservation” is the setting of limiting conditions or withholding from complete acceptance of the requirements specified in the tendering document; and
- b “Omission” is the failure to submit part or all of the information or documentation required in the tendering document.

### **31 Determination of Responsiveness**

- 31.1 The Procuring Entity's determination of a Tender's responsiveness is to be based on the contents of the Tender itself, as defined in ITT 13.
- 31.2 A substantially responsive Tender is one that meets the requirements of the tendering document without material deviation, reservation, or omission. A material deviation, reservation, or omission is one that:
- a. If accepted, would:
    - i. Affect in any substantial way the scope, quality, or performance of the Works specified in the Contract; or
    - ii. Limit in any substantial way, in consistent with the tendering document, the Procuring Entity's rights or the Tenderer's obligations under the proposed Contract; or
  - b. if rectified, would unfairly affect the competitive position of other Tenderers presenting substantially responsive Tenders.
- 31.3 The Procuring Entity shall examine the technical aspects of the Tender submitted in accordance with ITT18, Technical Proposal, in particular, to confirm that all requirements of Section VII, Specifications for Works and Services have been met without any material deviation, reservation or omission.
- 31.4 If a Tender is not substantially responsive to the requirements of the tendering document, it shall be rejected by the Procuring Entity and may not subsequently be made responsive by correction of the material deviation, reservation, or omission.

### **32 Non-material Non-conformities**

- 32.1 Provided that a Tender is substantially responsive, the Procuring Entity may waive any non-conformities in the Tender.
- 32.2 Provided that a Tender is substantially responsive, the Procuring Entity may request that the Tenderer submit the necessary information or documentation, within a reasonable period of time, to rectify nonmaterial non- conformities in the Tender related to documentation requirements. Requesting information or documentation on such non-conformities shall not be related to any aspect of the price of the Tender. Failure of the Tenderer to comply with the request may result in the rejection of its Tender.
- 32.3 Provided that a Tender is substantially responsive, the Procuring Entity shall rectify nonmaterial non- conformities related to the Tender Price. To this effect, the Tender Price shall be adjusted, for comparison purposes only, to reflect the price of a missing or non-conforming item or component in the manner specified in the TDS.

### **33 Correction of Arithmetical Errors**

- 33.1 The tender sum as submitted and read out during the tender opening shall be absolute and final and shall not be the subject of correction, adjustment or amendment in anyway by any person or entity.
- 33.2 Provided that the Tender is substantially responsive, the Procuring Entity shall handle errors on the following basis:
- a Any error detected if considered a major deviation that affects the substance of the tender, shall lead to disqualification of the tender as non-responsive.
  - b Any errors in the submitted tender arising from a miscalculation of unit price, quantity, subtotal and total bid price shall be considered as a major deviation that affects the substance of the tender and shall lead to disqualification of the tender as non-responsive. and
  - c If there is a discrepancy between words and figures, the amount in words shall prevail
- 33.3 Tenderers shall be notified of any error detected in their bid during the notification of award.

### **34 Conversion to Single Currency**

- 34.1 For evaluation and comparison purposes, the currency(ies) of the Tender shall be converted into a single currency which is Kenya Shillings. The source of the exchange rates shall be the Central Bank of Kenya.

### **35 Nominated Subcontractors**

- 35.1 Unless otherwise stated in the TDS, the Procuring Entity does not intend to execute any specific elements of the Works by subcontractors selected/nominated by the Procuring Entity. In case the Procuring Entity nominates a subcontractor, the subcontract agreement shall be signed by the Subcontractor and the Procuring Entity. The main contract shall specify the working arrangements between the main contractor and the nominated subcontractor.
- 35.2 Tenderers may propose subcontracting up to the percentage of total value of contracts or the volume of works as specified in the TDS. Subcontractors proposed by the Tenderer shall be fully qualified for their parts of the Works.
- 35.3 The subcontractor's qualifications shall not be used by the Tenderer to qualify for the Works unless their specialized parts of the Works were previously designated so by the Procuring Entity in the TDS as can be met by subcontractors referred to here after as 'Specialized Subcontractors', in which case, the qualifications of the Specialized Subcontractors proposed by the Tenderer may be added to the qualifications of the Tenderer.

### **36 Margin of Preference and Reservations**

- 36.1 A margin of preference on local contractors may be allowed only when the contract is open to international competitive tendering where foreign contractors are expected to participate in the tendering process and where the contract exceeds the value/threshold

specified in the Regulations.

- 36.2 A margin of preference shall not be allowed unless it is specified so in the TDS.
- 36.3 Contracts procured on basis of international competitive tendering shall not be subject to reservations exclusive to specific groups as provided in ITT 36.5.
- 36.4 An individual firm is considered a Kenyan tenderer for purposes of the margin of preference if it is registered in Kenya, has more than 51 percent ownership by nationals of Kenya, and if it does not subcontract more than 10 percent of the contract price, excluding provisional sums, to foreign contractors. JVs are considered as Kenyan Tenderer and eligible for domestic preference only if the individual member firms are registered in Kenya or have more than 51 percent ownership by nationals of Kenya, and the JV shall be registered in Kenya. The JV shall not subcontract more than 10 percent of the contract price, excluding provisional sums, to foreign firms.
- 36.5 Where it is intended to reserve a contract to a specific group of businesses (these groups are Small and Medium Enterprises, Women Enterprises, Youth Enterprises and Enterprises of persons living with disability, as the case may be), and who are appropriately registered as such by a competent authority, a procuring entity shall ensure that the invitation to tender specifically indicates that only businesses or firms belonging to the specified group are eligible to tender. No tender shall be reserved to more than one group. If not so stated in the Invitation to Tender and in the Tender documents, the invitation to tender will be open to all interested tenderers.

### **37 Evaluation of Tenders**

- 37.1 The Procuring Entity shall use the criteria and methodologies listed in this ITT and Section III, Evaluation and Qualification Criteria. No other evaluation criteria or methodologies shall be permitted. By applying the criteria and methodologies the Procuring Entity shall determine the Best Evaluated Tender in accordance with ITT 39.
- 37.2 To evaluate a Tender, the Procuring Entity shall consider the following:
- a Price adjustment due to discounts offered in accordance with ITT 16.4;
  - b Price adjustment due to quantifiable non-material non-conformities in accordance with ITT 32.3;
  - c converting the amount resulting from applying (a) and (b) above, if relevant, to a single currency in accordance with ITT 34; and
  - d any additional evaluation factors specified in the TDS and Section III, Evaluation and Qualification Criteria.
- 37.3 The estimated effect of the price adjustment provisions of the Conditions of Contract, applied over the period of execution of the Contract, shall not be considered in tender evaluation.
- 37.4 In the case of multiple contracts or lots, Tenderers are allowed to tender for one or more lots and the methodology to determine the lowest evaluated cost of the lot

(contract) and for combinations, including any discounts offered in the Form of Tender, is specified in Section III, Evaluation and Qualification Criteria.

37.5 The price of the Rehabilitation and Improvement Works included in each Tender shall not be higher than the threshold indicated in the TDS. If the Tenderer estimates that its costs for the Rehabilitation and Improvement Works are higher than the threshold indicated in the TDS, it shall include the portion above the threshold in its price for the Maintenance Services. If the Tender price in the Best Evaluated Tender is above the threshold indicated in the TDS for the Rehabilitation and Improvement Works, the Procuring Entity may reject the Tender.

### **38 Comparison of Tenders**

38.1 The Procuring Entity shall compare the evaluated costs of all substantially responsive Tenders in accordance with ITT 34.2 to determine the Tender that has the lowest evaluated cost.

38.2 After application of the criteria established in ITT 37.1 to ITT 37.5, the Evaluated Tender Price for comparison of Tenders will be:

- a The lump-sum price offered by the Tenderer for the Maintenance Services; plus
- b The lump-sum price offered by the Tenderer for the Rehabilitation Works, if the tendering document requires prices for this type of works; plus
- c the total price of the priced Bill of Quantities for the Improvement Works, if the tendering document requires prices for this type of works; plus
- d the total price of the priced Bill of Quantities for the Emergency Works.

### **39 Abnormally Low Tenders**

39.1 An Abnormally Low Tender is one where the Tender price, in combination with other constituent elements of the Tender, appears unreasonably low to the extent that the Tender price raises material concerns as to the capability of the Tenderer to perform the Contract for the offered Tender price.

39.2 In the event of identification of a potentially Abnormally Low Tender, the Procuring Entity shall seek written clarifications from the Tenderer, including detailed price analyses of its Tender price in relation to the subject matter of the contract, scope, proposed methodology, schedule, allocation of risks and responsibilities and any other requirements of the tendering document.

39.3 After evaluation of the price analyses, in the event that the Procuring Entity determines that the Tenderer has failed to demonstrate its capability to perform the Contract for the offered Tender Price, the Procuring Entity shall reject the Tender.

### **40 Abnormally High Tenders**

40.1 An abnormally high price is one where the tender price, in combination with other constituent elements of the Tender, appears unreasonably too high to the extent that the Procuring Entity is concerned that it (the Procuring Entity) may not be getting value for money or it may be paying too high a price for the contract compared with

market prices or that genuine competition between Tenderers is compromised.

40.2 In case of an abnormally high tender price, the Procuring Entity shall make a survey of the market prices, check if the estimated cost of the contract is correct and review the Tender Documents to check if the specifications, scope of work and conditions of contract are contributory to the abnormally high tenders. The Procuring Entity may also seek written clarification from the tenderer on the reason for the high tender price. The Procuring Entity shall proceed as follows:

- i) If the tender price is abnormally high based on wrong estimated cost of the contract, the Procuring Entity may accept or not accept the tender depending on the Procuring Entity's budget considerations.
- ii) If specifications, scope of work and/or conditions of contract are contributory to the abnormally high tender prices, the Procuring Entity shall reject all tenders and may retender for the contract based on revised estimates, specifications, scope of work and conditions of contract, as the case may be.

40.3 If the Procuring Entity determines that the Tender Price is abnormally too high because genuine competition between tenderers is compromised (often due to collusion, corruption or other manipulations), the Procuring Entity shall reject all Tenders and shall institute or cause competent Government Agencies to institute an investigation on the cause of the compromise, before retendering.

#### **41 Unbalanced Tenders or Front Loaded**

41.1 If the Tender that is evaluated as the lowest evaluated cost is, in the Procuring Entity's opinion, seriously unbalanced or front loaded the Procuring Entity may require the Tenderer to provide written clarifications. Clarifications may include detailed price analyses to demonstrate the consistency of the Tender prices with the scope of works, proposed methodology, schedule and any other requirements of the tendering document.

41.2 After the evaluation of the information and detailed price analyses presented by the Tenderer, the Procuring Entity may as appropriate:

- a) Accept the Tender; or
- b) Require that the amount of the Performance Security be increased at the expense of the Tenderer to a level not exceeding 20% of the Contract price; or
- c) Reject the Tender.

#### **42 Qualification of the Tenderer**

42.1 The Procuring Entity shall determine to its satisfaction whether the Tenderer that is selected as having submitted the lowest evaluated cost and substantially responsive Tender meets the qualifying criteria specified in Section III, Evaluation and Qualification Criteria or, if prequalification has taken place, continues to be eligible and continues to meet the qualifying criteria.

42.2 The determination shall be based upon an examination of the documentary evidence of the Tenderer's qualifications submitted by the Tenderer, pursuant to ITT 19.2. The determination shall not take into consideration the qualifications of other firms such as



the Tenderer's subsidiaries, parent entities, affiliates, subcontractors (other than Specialized Subcontractors, if permitted in TDS when prequalification has not taken place) or any other firm(s) different from the Tenderer.

42.3 An affirmative determination shall be a prerequisite for award of the Contract to the Tenderer. A negative determination shall result in disqualification of the Tender, in which event the Procuring Entity shall proceed to the next lowest evaluated Tender to make a similar determination of that Tenderer's qualifications to perform satisfactorily.

#### **43 Lowest Evaluated Tender**

43.1 Having compared the evaluated costs of Tenders, the Procuring Entity shall determine the Best Evaluated Tender. The Best Evaluated Tender is the Tender of the Tenderer that meets the Qualification Criteria and whose Tender has been determined to be:

- a) Most responsive to the tendering document; and
- b) The lowest evaluated cost.

#### **44 Procuring Entity's Right to Accept Any Tender, and to Reject Any or All Tenders**

44.1 The Procuring Entity reserves the right to accept or reject any Tender, and to annul the Tendering process and reject all Tenders at any time prior to contract award, without thereby incurring any liability to Tenderers. In case of annulment, all Tenderers shall be notified with reasons and all Tenders submitted and specifically, Tender securities, shall be promptly returned to the Tenderers.

#### **45 Notice of Intention to enter in to a Contract**

45.1 Upon award of the contract and Prior to the expiry of the Tender Validity Period the Procuring Entity shall issue a Notification of Intention to Enter into a Contract/Notification of award to all tenderers which shall contain, at a minimum, the following information:

- a) The name and address of the Tenderer submitting the successful tender;
- b) The Contract price of the successful tender;
- c) A statement of the reason(s) the tender of the unsuccessful tenderer to whom the letter is addressed was unsuccessful, unless the price information in © above already reveals the reason;
- d) The expiry date of the Standstill Period; and
- e) Instructions on how to request a debriefing and/or submit a complaint during the standstill period;

#### **46 Standstill Period**

- 46.1 The Contract shall not be signed earlier than the expiry of a Standstill Period of 14 days to allow any dissatisfied tender to launch a complaint. Where only one Tender is submitted, the Standstill Period shall not apply.
- 46.2 Where a Standstill Period applies, it shall commence only when the Procuring Entity has transmitted to each Tenderer the Notification of Intention to Enter into a Contract with the successful Tenderer.

#### **47 Debriefing by the Procuring Entity**

- 47.1 On receipt of the Procuring Entity's Notification of Intention to Enter into a Contract referred to in ITT 43, an unsuccessful tenderer may make a written request to the Procuring Entity for a debriefing on specific issues or concerns regarding their tender. The Procuring Entity shall provide the debriefing within five days of receipt of the request.
- 47.2 Debriefings of unsuccessful Tenderers may be done in writing or verbally. The Tenderer shall bear its own costs of attending such a debriefing meeting.

### **F. Contract Negotiations and Award of Contract**

#### **48 Negotiations**

- 48.1 Before signature of contract, the procuring Entity may conduct negotiations with the best evaluated tenderer. The negotiations will be held at the date and address indicated in the TDS with the Tender's Representatives who must have written power of attorney to negotiate a Contract on behalf of the Tenderer.
- 48.2 The Procuring Entity shall prepare minutes of negotiations that are signed by the Procuring Entity and the Tender's authorized representative.
- 48.3 The negotiations include discussions of the Schedule of Requirements, the proposed methodology, the Procuring Entity's inputs, the Special Conditions of the Contract, and finalizing the "Works and Services' Requirements" part of the Contract. These discussions shall not substantially alter the original scope of services or the terms of the contract, lest the quality of the final product, its price, or the relevance of the initial evaluation be affected.
- 48.4 The financial negotiations include the clarification of the tax liability in Kenya and how it should be reflected in the Contract. If the selection method included cost as a factor in the evaluation, the total price stated in the Financial Proposal for a Lump-Sum contract shall not be negotiated. The Procuring Entity may ask for clarifications and, if the costs are very high, ask to change the rates.
- 48.5 The negotiations are concluded with a review of the finalized draft Contract, which then shall be initialed by the Procuring Entity and the Tender's authorized representative. If the negotiations fail, the Procuring Entity shall inform the Tender in writing of all pending issues and disagreements and provide a final opportunity to the Tenderer to respond. If disagreement persists, the Procuring Entity shall terminate the negotiations informing the Tenderer of the reasons for doing so. The Procuring Entity will invite the next-ranked Tenderer to negotiate a Contract. Once the Procuring Entity commences negotiations with the next-ranked Tenderer, the Procuring Entity shall not

reopen the earlier negotiations.

#### **49 Letter of Award**

49.1 Prior to the expiry of the Tender Validity Period and upon expiry of the Standstill Period specified in ITT 44.1, upon addressing a complaint that has been filed within the Standstill Period, the Procuring Entity shall transmit the Letter of Award to the successful Tenderer. The letter of award shall request the successful tenderer to furnish the Performance Security within 21 days of the date of the letter.

#### **50 Signing of Contract**

50.1 Upon the expiry of the fourteen days of the Notification of Intention to enter into contract and upon the parties meeting their respective statutory requirements, the Procuring Entity shall send the successful Tenderer the Contract Agreement.

50.2 Within fourteen (14) days of receipt of the Contract Agreement, the successful Tenderer shall sign, date, and return it to the Procuring Entity.

50.3 The written contract shall be entered into within the period specified in the notification of award and before expiry of the tender validity period

#### **51 Performance Security**

51.1 Within twenty-one (21) days of the receipt of the Letter of Award from the Procuring Entity, the successful Tenderer shall furnish the Performance Security and if required in the TDS, using for that purpose the Performance Security Forms included in Section VIII, Contract Forms, or another form acceptable to the Procuring Entity. If the Performance Security furnished by the successful Tenderer is in the form of a bond, it shall be issued by a bonding or insurance company that has been verified by the successful Tenderer to be acceptable to the Procuring Entity. A foreign institution providing a bond shall have a correspondent financial institution located in Kenya, unless the Procuring Entity has agreed in writing that a correspondent financial institution is not required.

51.2 Failure of the successful Tenderer to submit the above-mentioned Performance Security or sign the Contract shall constitute sufficient grounds for the annulment of the award and forfeiture of the Tender Security. In that event the Procuring Entity may award the Contract to the Tenderer offering the next Best Evaluated Tender.

#### **52 Publication of Procurement Contract**

52.1 Within fourteen days after signing the contract, the Procuring Entity shall publish the awarded contract at its notice boards and websites; and on the Website of the Authority. At the minimum, the notice shall contain the following information:

- a) Name and address of the Procuring Entity;
- b) Name and reference number of the contract being awarded, a summary of its scope and the selection method used;
- c) The name of the successful Tenderer, the final total contract price, the contract duration.

- d) dates of signature, commencement and completion of contract; names of all Tenderers that submitted Tenders, and their Tender prices as read out at Tender opening.

### **53 Procurement Related Complaints**

53.1 The procedures for making a Procurement-related Complaint are as specified in the TDS.

**SECTION III - TENDER DATA SHEET**

**SECTION 3 - TENDER DATA SHEET**

The following specific data for the Works and Services to be procured shall complement, supplement, or amend the provisions in the Instructions to Tenderers (ITT). Whenever there is a conflict, the provisions herein shall prevail over those in ITT.

<b>A. General</b>	
	<p>The reference number of the Invitation to Tender is: <b><u>KeNHA/R8/334/2024</u></b></p> <p>The Procuring Entity is: <b><u>Kenya National Highways Authority (KeNHA)</u></b></p> <p>The name of the ITT is: <u>Not Applicable</u></p> <p>The number and identification of lots (contracts) comprising this ITT is: <b><u>Not Applicable</u></b></p> <p>The Roads are: <u>Sultan Hamud - Makindu (A8) Road</u></p> <p>Rehabilitation Works <b>are</b> required.</p> <p>Improvement Works <b>are</b> required.</p>
<b>ITT 4.1</b>	Maximum number of members in the JV shall be: <i>NA</i>
<b>ITT4.10</b>	Citizen contractors are encouraged to source locally manufactured items/materials and locally assembled machines, equipment, vehicles, labour etc.
<b>ITT4.11</b>	<p>The Tenderer will require to register with whose contact addressed are:</p> <p><i>Not Applicable</i></p>
<b>B. Contents of Tender Document</b>	
<b>ITT 8.1</b>	There shall be a <b>mandatory pre-tender site visit</b> as specified in the tender notice.
<b>ITT 8.2</b>	The Tenderer will submit any questions in writing, to reach the Procuring Entity not later than <b><i>7 days to the Tender submission date</i></b>

<b>ITT 8.4</b>	The Procuring Entity's website, where Minutes of the pre-Tender meeting and the pre-arranged pretender visit of site will be published, is <a href="http://www.kenha.co.ke">www.kenha.co.ke</a>
<b>ITT9.1</b>	For Clarification of Tender purposes, for obtaining further information and for purchasing tender documents, the Procuring Entity's address is: <i>As indicated in the tender notice</i>
<b>C. Preparation of Tenders</b>	
<b>ITP 13.1 (h)</b>	The Tenderer shall submit the following additional documents in its Tender: <i>As indicated in the Qualification Criteria</i>
<b>ITT 15</b>	<i>(The following provision should be included and the required corresponding information inserted <u>only</u> if alternative Tenders will be considered. Otherwise omit.)</i> Alternative Tenders <b><i>shall not be permitted.</i></b>
<b>ITT 15.2</b>	Alternative times for reaching the required Service Levels and for the completion of the Rehabilitation and/or Improvement Works <b><i>will not be permitted.</i></b>
<b>ITT 15.4</b>	Alternative technical solutions for the Rehabilitation and/or Improvement Works shall be permitted for the following parts of the Works: <b><i>Not Applicable</i></b>
<b>ITT 16.5</b>	The Tenderer is required to furnish the indices and weightings for the price adjustment formulae in the Schedule of Adjustment Data.
<b>ITT 17.1</b>	The currency(ies) of the Tender and the payment currency(ies) shall be in <b>Kenya Shillings</b>
<b>ITT 20.1</b>	The Tender validity period shall be <u>140 days</u> from the specified date of opening as indicated in the invitation to Tender

ITT 21.1	A Bid Security <b>IS NOT</b> required. A Bid-Securing Declaration <b>IS</b> required.
ITT 21.2 (iv)	Other types of acceptable securities: <u>Not Applicable</u>
ITT 21.7	<i>[The following provision should be included and the required corresponding information inserted <u>only</u> if a Tender Security is not required under provision ITT 21.7 and the Procuring Entity wishes to declare the Tenderer ineligible for a period of time should the Tenderer perform any of the actions mentioned in provision ITT 21. 7 (a) or (b), Otherwise omit.]</i>  If the Tenderer performs any of the actions prescribed in ITT 21.7 (a) or (b), the Procuring Entity will declare the Tenderer ineligible to be awarded contracts by the Procuring Entity for a period of <u>two (2)</u> years.
ITT 22.1	In addition to the original of the Tender, the number of copies is: <u>NONE</u>
ITT 22.3	The written confirmation of authorization to sign on behalf of the Tenderer shall consist of: <u>Certificate of Independent Tender Determination Part B of Form of Tender</u>

#### D. Submission and Opening of Tenders

ITT 24.1	(A) For <u>Tender submission purposes</u> only, the Procuring Entity's address is:  As indicated in the <b>Invitation to Tender</b>  Tenders <b>shall not be submitted</b> electronically.
ITT 27.1	The Tender opening shall take place at: <u>As indicated in the invitation to Tender</u>  The electronic Tender opening procedures shall be: <i>Not applicable</i>
ITT 27.6	The Form of Tender and summary page of the Bills of Quantities <i>shall be</i> initialed by representatives of the Procuring Entity attending Tender opening. If initialization is required, it shall be conducted as follows: <ul style="list-style-type: none"> <li>• <i>By all members of the Tender opening committee</i></li> <li>• <i>Form of Bid and Summary of BoQs</i></li> </ul>

#### E. Evaluation and Comparison of Tenders



<b>ITT 32.3</b>	The adjustment shall be based on average price of the item or component as quoted in other substantially responsive Tenders. If the price of the item or component cannot be derived from the price of other substantially responsive Tenders, the Procuring Entity shall use its best estimate.
<b>ITT 35.1</b>	The Procuring Entity <b>does not intend</b> to execute any specific elements of the Works by subcontractors selected/nominated by the Procuring Entity.
<b>ITT 35.2</b>	The <b>maximum</b> volume of works that can be subcontracted is <b>40%</b> of the total contract price.
<b>ITT 35.3</b>	The sub-contractor's qualifications <b>shall not</b> be used by the Tenderer to qualify for the Works.
<b>ITT 36.2</b>	A margin of domestic preference <b>shall</b> apply. <i>[If a margin of preference applies, the application methodology shall be defined in the Evaluation and Qualification Criteria]</i>
<b>ITT 37.2 (a)</b>	The Tender price shall be adjusted by the following factor(s): <b><i>Not Applicable</i></b>
<b>ITT 37.2 (d)</b>	Additional requirements apply. These are detailed in the evaluation criteria in the Evaluation and Qualification Criteria.
<b>ITT 37.5</b>	The combined price for the Rehabilitation and Improvement Works may not exceed the following threshold: <b><u>NOT APPLICABLE</u></b> % of the total contract price excluding provisional sums
<b>ITT 39</b>	Abnormally low Tenders shall be treated as per the procedure outlined in Section IV, Evaluation and Qualification Criteria.
<b>ITT 40</b>	Abnormally high Tenders shall be treated as per the procedure outlined in Section IV, Evaluation and Qualification Criteria.
<b>ITT 41</b>	Unbalanced or Front loaded Tenders shall be treated as per the procedure outlined in Section IV, Evaluation and Qualification Criteria.
<b>ITT42.2</b>	Where prequalification has not taken place, the Procuring Entity <b>shall not</b> permit that specific experience for parts of the Works and Service may be met by Specialized Subcontractors.
<b>ITT 48.1</b>	Contract negotiations with the best evaluated tenderer will be held at:  <b><i>(Not Applicable)</i></b>

<b>ITT 53.1</b>	<p>The procedures for making a Procurement-related Complaint are available from the PPRA website <a href="mailto:info@ppra.go.ke">info@ppra.go.ke</a> or <a href="mailto:complaints@ppra.go.ke">complaints@ppra.go.ke</a>. If a Tenderer wishes to make a Procurement-related Complaint, the Tenderer should submit its complaint following these procedures, in writing (by the quickest means available, that is either by hand delivery or email to:</p> <p>For the attention: <i>Director General</i></p> <p>Procuring Entity: <i>Kenya National Highways Authority (KeNHA)</i></p> <p>Email address: <i>dg@kenha.co.ke</i></p> <p>In summary, a Procurement-related Complaint may challenge any of the following:</p> <ul style="list-style-type: none"><li>(i) the terms of the Tender Documents; and</li><li>(ii) the Procuring Entity's decision to award the contract.</li></ul>
-----------------	---

**SECTION IV - EVALUATION AND QUALIFICATION CRITERIA**

## SECTION IV - EVALUATION AND QUALIFICATION CRITERIA

### 1. General Provisions

- 1.1 Wherever a Tenderer is required to state a monetary amount, Tenderers should indicate the Kenya Shilling equivalent using the rate of exchange determined as follows:
- a) For construction turnover or financial data required for each Year-Exchange rate prevailing on the last day of the respective calendar year (in which the amounts for that year is to be converted) was originally established.
  - b) Value of single Contract-Exchange rate prevailing on the date of the contract signature.
  - c) Exchange rates shall be taken from the publicly available source identified in the ITT. Any error in determining the exchange rates in the Tender may be corrected by the Procuring Entity.
- 1.2 This section contains the criteria that the Employer shall use to evaluate tender and qualify tenderers. No other factors, methods or criteria shall be used other than specified in this tender document. The Tenderer shall provide all the information requested in the forms included in Section IV, Tendering Forms. The Procuring Entity should use the Standard Tender Evaluation Document for Goods and Works for evaluating Tenders.

#### Evaluation and contract award Criteria

The Procuring Entity shall use the criteria and methodologies listed in this Section to evaluate tenders and arrive at the Lowest Evaluated Tender. The tender that (i) meets the qualification criteria, (ii) has been determined to be substantially responsive to the Tender Documents, and (iii) is determined to have the Lowest Evaluated Tender price shall be selected for award of contract.

### 2. Preliminary examination for Determination of Responsiveness

The Procuring Entity will start by examining all tenders to ensure they meet in all respects the eligibility criteria and other requirements in the ITT, and that the tender is complete and meets all the requirements of “Part 2 – Works and Services Requirements”, including checking for tenders with unacceptable errors, abnormally low tenders, abnormally high tenders and tenders that are front loaded. The Standard Tender Evaluation Report Document for Goods and Works for evaluating Tenders provides very clear guide on how to deal with review of these requirements. Tenders that do not pass the Preliminary Examination will be considered irresponsive and will not be considered further.

*[The Procuring Entity will provide the preliminary evaluation criteria. To facilitate, a template may be attached or clearly described all information and list of documentation to be submitted by Tenderers to enable preliminary evaluation of the Tender]*

### 3. Assessment of adequacy of Technical Proposal with Requirements (if Applicable)

The Procuring Entity will evaluate the Technical Proposals of all irresponsive tenders using the following criteria, sub-criteria, and point system for the evaluation of the Technical Proposals:

**PERFORMANCE BASED CONTRACT FOR MAINTENANCE OF SULTAN HAMUD - MAKINDU (A8) ROAD**

- i) History of non-performance
- ii) Financial capability
- iii) General and specific experience
- iv) Key personnel
- v) Contractors Plant and Equipment
- vi) Adequacy and quality of the proposed methodology, and work plan in responding to the schedule of Requirements:

Total points for the above criteria: 100points. The minimum technical score (St) required to pass is: *75points*.

Tenderers who score less than the required pass will be automatically disqualified. Tenderers who pass the technical evaluation will be evaluated further.

**4. Tender Evaluation (ITT 35)**

Price evaluation: in addition to the criteria listed in ITT 35.2 (a) – (d) the following criteria shall apply:

- i) Alternative Completion Times, if permitted under ITT 13.2, will be evaluated as follows: .....NA.....
- ii) Alternative Technical Solutions for specified parts of the Works, if permitted under ITT 13.4, will be evaluated as follows: .....NA.....  
...
- iii) Other Criteria; if permitted under ITT 35.2 (e): .....  
NA.....

**5. Multiple Contracts**

Multiple contracts will be permitted in accordance with ITT 35.4. Tenderers are evaluated on basis of Lots and the lowest evaluated tenderer identified for each Lot. The Procuring Entity will select one Option of the two Options listed below for award of Contracts.

**OPTION 1**

- i) If a tenderer wins only one Lot, the tenderer will be awarded a contract for that Lot, provided the tenderer meets the Eligibility and Qualification Criteria for that Lot.
- ii) If a tenderer wins more than one Lot, the tenderer will be awarded contracts for all won Lots, provided the tenderer meets the aggregate Eligibility and Qualification Criteria for all the Lots. The tenderer will be awarded the combination of Lots for which the tenderer qualifies and the others will be considered for award to second lowest the tenderers.

**OPTION 2**

The Procuring Entity will consider all possible combinations of won Lots [contract(s)] and determine the combinations with the lowest evaluated price. Tenders will then be awarded to the Tenderer or Tenderers in the combinations provided the tenderer meets the aggregate Eligibility and Qualification Criteria for all the won Lots.

## **6. Alternative Tenders (ITT 13.1)**

An alternative if permitted under ITT 13.1, will be evaluated as follows:

The Procuring Entity shall consider Tenders offered for alternatives as specified in Part 2– Works and Services' requirements. Only the technical alternatives, if any, of the Tenderer with the Best Evaluated Tender conforming to the basic technical requirements shall be considered by the Procuring Entity.

## **7. Margin of Preference**

- 7.1 If the TDS so specifies, the Procuring Entity will grant a margin of preference of fifteen percent (15%) to be loaded one valuated price of the foreign tenderers, where the percentage of shareholding of Kenyan citizens is less than fifty-one percent (51%).
- 7.2 Contractors applying for such preference shall be asked to provide, as part of the data for qualification, such information, including details of ownership, as shall be required to determine whether, according to the classification established by the Procuring Entity, a particular contractor or group of contractors qualifies for a margin of preference.
- 7.3 After Tenders have been received and reviewed by the Procuring Entity, responsive Tenders shall be assessed to ascertain their percentage of shareholding of Kenyan citizens. Responsive tenders shall be classified into the following groups:
  - i) *Group A*: tenders offered by Kenyan Contractors and other Tenderers where Kenyan citizens hold shares of over fifty one percent (51%).
  - ii) *Group B*: tenders offered by foreign Contractors and other Tenderers where Kenyan citizens hold shares of less than fifty one percent (51%).
- 7.4 All evaluated tenders in each group shall, as a first evaluation step, be compared to determine the lowest tender, and the lowest evaluated tender in each group shall be further compared with each other. If, as a result of this comparison, a tender from Group A is the lowest, it shall be selected for the award. If a tender from Group B is the lowest, an amount equal to the percentage indicated in Item 3.1 of the respective tender price, including unconditional discounts and excluding provisional sums and the cost of day works, if any, shall be added to the evaluated price offered in each tender from Group B. All tenders shall then be compared using new prices with added prices to Group B and the lowest evaluated tender from Group A. If the tender from Group A is still the lowest tender, it shall be selected for award. If not, the lowest evaluated tender from Group B based on the first evaluation price shall be selected.

## **8. Post qualification and Contract award (ITT 39), more specifically**

- a) In case the tender was subject to post-qualification, the contract shall be awarded to the lowest evaluated tenderer, subject to confirmation of prequalification data, if so required.

PERFORMANCE BASED CONTRACT FOR MAINTENANCE OF SULTAN HAMUD -  
MAKINDU (A8) ROAD

- b) In case the tender was not subject to post-qualification, the tender that has been determined to be the lowest evaluated tenderer shall be considered for contract award.

**QUALIFICATION CRITERIA**

<b>Item No.</b>	<b>Qualification Subject</b>	<b>Qualification Requirement</b>	<b>Document To be Completed/provided by Tenderer</b>	<b>For Procuring Entity's Use (Qualification met or Not Met)</b>
<b>A. PRELIMINARY EVALUATION</b>				
1.	Nationality	Nationality in accordance with ITT 4.10	Forms ELI - 1.1, 1.2 and 1.3, with attachments	
2.	Goods, equipment and services to be supplied under the contract	To have their origin in any country that is not determined ineligible under ITT 5.1	Forms ELI - 1.4	
3.	Conflict of Interest	No conflicts of interest in accordance with ITT 4.3	Form of Tender	
4.	<b>PPRA Eligibility</b>	Not having been declared ineligible by the PPRA as described in ITT 4.6	Form of Tender - <b>Form SD 1</b>	
5.	State- owned Enterprise	Meets conditions of ITT 4.7	Forms ELI - 1.1 and 1.2, with attachments	
6.	Appendix to Form of Bid	Form properly filled & signed	Appendix to Form of Bid in the Prescribed Format	
7.	Suspension Based on Execution of Tender/Proposal Securing Declaration by the Procuring Entity	Not under suspension based on-execution of a Tender/Proposal Securing Declaration pursuant to ITT 4.8.	To be confirmed from Internal records by the procuring entity	
8.	Pending Litigation	Tender's financial position and prospective long-term profitability still sound	Form CON - 1	



PERFORMANCE BASED CONTRACT FOR MAINTENANCE OF SULTAN HAMUD - MAKINDU (A8) ROAD

Item No.	Qualification Subject	Qualification Requirement	Document To be Completed/provided by Tenderer	For Procuring Entity's Use (Qualification met or Not Met)
		according to criteria established in 3.1 and assuming that all pending litigation will NOT be resolved against the Tenderer.		
9.	Litigation History	No consistent history of court/arbitral award decisions against the Tenderer for the last three (3) years.	Form CON - 1	
10.	Declaration of Fair employment laws and practices	Bidders shall declare they are not guilty of any serious violation of fair employment laws and practices and will be bound to abide by the industry CBA at minimum	Form CON - 2	
11.	Certificate of Tenderer's Visit to Site	<ul style="list-style-type: none"> <li>-Attend Pre-Tender Site Visit as per TDS, ITT 8.1</li> <li>- Bidders to sign attendance register</li> <li>- Certificate must be signed by the Employer's representative</li> <li>- Bidders to send technical persons for the Site Visit- Min Qualifications – Diploma in Civil Engineering</li> </ul>	Form CON - 3	
12.	Tender Security	Tender Securing Declaration Form	Form in the Prescribed Format	
13.	Priced Bill of	- Fill all rates, prices and amounts,	Bills of Quantity in the	

PERFORMANCE BASED CONTRACT FOR MAINTENANCE OF SULTAN HAMUD - MAKINDU (A8) ROAD

Item No.	Qualification Subject	Qualification Requirement	Document To be Completed/provided by Tenderer	For Procuring Entity's Use (Qualification met or Not Met)
	Quantities	<ul style="list-style-type: none"> <li>- NO Alterations of the Quantities accepted,</li> <li>- All bidders own Corrections must be Countersigned</li> </ul> <p>NO ERRORS noted in the Bills of Quantities</p>	Prescribed Format	
14.	Annual Practicing License with the National Construction Authority	Proof of registration with the National Construction Authority in Class <b>3, 4</b> or <b>5</b> as Roads/Bridges Contractor	Copy of Current NCA Practicing License	
15.	Tax Obligations for Kenyan Tenderers	Has produced a current tax clearance certificate or tax exemption certificate issued by the Kenya Revenue Authority in accordance with ITT 4.15.	<b>Provide Valid Tax Compliance Certificate</b>	
16.	PBC Certificate	Bidders Bidding for PBC Tenders, at least one of the Directors of the bidding company MUST have been trained in Performance Based Road Maintenance as a Contractor (PBC) by Kenya Institute of Highways and Building Technology (KIHBT) or any other Accredited Institution	Copy of PBC Certificate	

PERFORMANCE BASED CONTRACT FOR MAINTENANCE OF SULTAN HAMUD - MAKINDU (A8) ROAD

Item No.	Qualification Subject	Qualification Requirement	Document To be Completed/provided by Tenderer	For Procuring Entity's Use (Qualification met or Not Met)
		Registered in Kenya		
17.	Serialization of the Bid	<p>Bidders shall sequentially serialize all pages of each tender submitted.</p> <p>Any written Pages or document attached or inserted Documents <b>MUST</b> be sequentially serialized.</p>	The Serialization <b>MUST</b> be numerically sequential starting from Numeric 1.	
18.	Completeness of tender document	<p>The person or persons signing the bid <b>shall</b> initial all pages of the bid where entries have been made.</p> <p>Bidders shall own all alterations made to the tender document.</p> <p>Bidders shall duly fill all relevant forms/schedules provided for in the document that requires entries</p>	<p>All pages with entries (Typed or hand written) must be initialed.</p> <p>Any alterations made in the tender document must be countersigned.</p> <p>All relevant Forms/ Schedules shall be duly filled including it being signed, dated, and stamped</p>	
19.	Proposed weightings	Duly filled and signed Schedule H	Bidder to fill Schedule H: Basic Prices for Materials and Labour	
20.	Rates Derivation	Bidder shall provide current (at least 28 days before tender opening), proof of cost of materials, eg. pro forma invoices or	<p>Bidder to fill Schedule G:</p> <p>Part 1: Schedule of Materials Basic Prices</p>	

PERFORMANCE BASED CONTRACT FOR MAINTENANCE OF SULTAN HAMUD - MAKINDU (A8) ROAD

Item No.	Qualification Subject	Qualification Requirement	Document To be Completed/provided by Tenderer	For Procuring Entity's Use (Qualification met or Not Met)
		quotations of materials (cement, bitumen, etc)	Part II: Schedule of Rates Derivation	
<b>B. TECHNICAL EVALUATION</b>				
1.	History of Non-Performing Contracts	<p>Non-performance of a contract did not occur as a result of contractor default for the last three (3) years.</p> <p>Non-performance shall be deemed to have occurred by evidence of:</p> <ul style="list-style-type: none"> <li>• <i>Termination Letter</i></li> <li>• <i>Liquidated Damages</i></li> </ul>	<p>Form CON-1</p> <p><i>If a bidder fails to disclose, shall be disqualified</i></p> <p><i>Reference to be made to procuring Authority's records</i></p> <p><i>A bidder (Company and/or Director(s)) with any history of non-performance losses 10 marks</i></p>	10 Marks
2.	Financial Capabilities	(i) Bidders shall provide audited balance sheets or, if not required by the laws of the Tenderer's country, other financial statements acceptable to the Procuring Entity, for the last 3 years shall be submitted and must demonstrate the current soundness of the Tenderer's financial position and indicate its prospective long-term profitability (as demonstrated by Financial Evaluation	<p>Form FIN - 3.1, with attachments</p> <p><i>Attachments include:</i></p> <ul style="list-style-type: none"> <li><i>i. Audited accounts</i></li> </ul> <p><i>All pages must be initialed and stamped by both a practicing Auditor registered with ICPAK and one of the Directors. Auditor's practicing membership number from ICPAK must be indicated and a valid</i></p>	1 Mark

PERFORMANCE BASED CONTRACT FOR MAINTENANCE OF SULTAN HAMUD - MAKINDU (A8) ROAD

Item No.	Qualification Subject	Qualification Requirement	Document To be Completed/provided by Tenderer	For Procuring Entity's Use (Qualification met or Not Met)
		<p>ratios).</p> <p>(ii) The Tenderer shall demonstrate that it has access to, or has available, liquid assets, unencumbered real assets, lines of credit, and other financial means (independent of any contractual advance payment) sufficient to meet the</p>	<p><i>practicing license shall be provided.</i></p> <p><i>The Financial Ratio Form to be signed by the Auditor registered with ICPAK and one of the Directors</i></p> <ul style="list-style-type: none"> <li>• <i>Financial Ratios</i></li> </ul> <p>Computation shall be made for the following Ratios and marks awarded to each of the ratios:</p> <ul style="list-style-type: none"> <li>-Working Capital</li> <li>- Debt to Equity Ratio</li> <li>- Current ratio</li> <li>- Operating Cash Flow ratio</li> </ul> <ul style="list-style-type: none"> <li>• <i>Line of Credit</i></li> <li>• <i>Bank statements</i></li> <li><i>Etc.</i></li> </ul>	<p>4 Marks</p>

PERFORMANCE BASED CONTRACT FOR MAINTENANCE OF SULTAN HAMUD - MAKINDU (A8) ROAD

Item No.	Qualification Subject	Qualification Requirement	Document To be Completed/provided by Tenderer	For Procuring Entity's Use (Qualification met or Not Met)
		<p>construction cash flow requirements estimated at a minimum of 10% of the Bid Price for the subject contract(s) net of the Tenderer's other commitments.</p> <p>The Tenderers shall also demonstrate, to the satisfaction of the Procuring Entity, that it has adequate sources of finance to meet the cash flow requirements on works currently in progress and for future contract commitments.</p>		4 Marks
3.	Average Annual Construction Turnover	<p>Minimum average annual construction turnover of <b>Kenya Shillings 130,000,000.00 (One Hundred and Thirty Million)</b>, equivalent calculated as total certified payments received for contracts in progress and/or completed within the last <b>3-year</b> years, divided by <b>3 years</b></p>	<p>Form FIN - 3.2</p> <p><b>Attachments include Financial Statements</b></p>	1 Marks
4.	Ongoing Works	Value of outstanding works shall not be more than the Bid Price	<p>Form FIN - 3.4</p> <p>If the outstanding Works is more than the Bid Price of this bid, the bidder loses</p>	2 marks
5.	General Construction	Experience under construction contracts	Form EXP -4.1	

PERFORMANCE BASED CONTRACT FOR MAINTENANCE OF SULTAN HAMUD - MAKINDU (A8) ROAD

Item No.	Qualification Subject	Qualification Requirement	Document To be Completed/provided by Tenderer	For Procuring Entity's Use (Qualification met or Not Met)
	Experience	in the role of prime contractor, JV member, sub-contractor, or management contractor, substantially completed in the last [5 years] prior to the applications submission deadline.	<b>Attach Letters of Award and Completion Certificates</b>	6 Marks  (2 Marks for each General Construction project)
6.	Specific Construction & Contract Management Experience	<p>Participation in contract (s) of a similar nature with minimum cumulative value of <b>KSh. 260,000,000.00 (Two Hundred and Sixty Million)</b> as filled in Form EXP 4.2(a) that have been satisfactorily and substantially completed by the bidder, as a prime contractor, joint venture member, management contractor or sub-contractor in the last [5 years] prior to the applications submission deadline.</p> <p>The similarity shall be based on the physical size, complexity, methods/technology or other characteristics</p>	<p>Form EXP 4.2(a)&amp;(b)</p> <p><b>Provide Letters of Award and Completion Certificates</b></p> <p><b>For subcontracted works, the bidder should provide the following;</b></p> <ul style="list-style-type: none"> <li>• <b>Award letter of the main contractor</b></li> <li>• <b>Award letter of the subcontract.</b></li> <li>• <b>Completion letter of the subcontract.</b></li> <li>• <b>Subcontract approval from the Engineer/supervision Authority</b></li> </ul>	14 Marks

PERFORMANCE BASED CONTRACT FOR MAINTENANCE OF SULTAN HAMUD - MAKINDU (A8) ROAD

Item No.	Qualification Subject	Qualification Requirement	Document To be Completed/provided by Tenderer	For Procuring Entity's Use (Qualification met or Not Met)	
7.	Contractor's Representative and Key Personnel	<p>Curriculum Vitae (CVs) of the Proposed Key Staff must be presented in the provided format and duly signed by the proposed individual.</p> <p>Copies of certificates and Annual Practicing Licenses (for Engineers) and Academic Certificates for all staff is mandatory;</p>	Schedule F (Form PER. 1 and PER. 2)	10 Marks	
		Site Agent / Road Manager	Certification	PBC Certificate from KIHBIT or other recognized institution	1
				Current EBK License	2
			Qualifications in Civil/ Highway Engineering	Degree	2
			Experience	Above 5 years	2
			0-5 years	0	
		Foreman	Qualifications in Civil/ Highway Engineering	Degree	2
				HND	2
				Diploma	2
			Experience	Above 5 years	1
	0-5 years	0			
8.	Contractors key equipment	<ul style="list-style-type: none"> <li>Bidders shall declare they have possession/Ownership of various</li> </ul>	Schedule D of Technical Proposal	35 Marks	



PERFORMANCE BASED CONTRACT FOR MAINTENANCE OF SULTAN HAMUD - MAKINDU (A8) ROAD

Item No.	Qualification Subject	Qualification Requirement	Document To be Completed/provided by Tenderer	For Procuring Entity's Use (Qualification met or Not Met)
		<p>equipment as proposed to be used in the Project by providing Logbooks that demonstrate proof of ownership</p> <ul style="list-style-type: none"> <li>• For Bidders planning to hire, they shall provide an Active Lease Agreement in Place that can be used during the Project Life. The copy of logbooks of the lessor(s) shall also be provided.</li> </ul>		

PERFORMANCE BASED CONTRACT FOR MAINTENANCE OF SULTAN HAMUD - MAKINDU (A8) ROAD

Item No.	Qualification Subject	Qualification Requirement	Document To be Completed/provided by Tenderer		For Procuring Entity's Use (Qualification met or Not Met)	
					Owned	Hired
9.		Main Scope of Works of Tender	Main Equipme nt	Quantity (No) (Minimum)	Marks (Score)	
					Owned	Hired
		Bituminous Works (AC/DBM/Surfacing/Overlay)	Paver	1	15	7.5
			Bitumen distributor	1	10	5
			Pneumatic Roller	1	3	1.5
			Drum roller (Minimum 10 Tons)	1	3	1.5
			Tippers (Cumulative Capacity 28 Tons)	2	4	2
<b>Total</b>			<b>35</b>	<b>17.5</b>		
10.	Proposed methodology	Adequacy and quality of the proposed methodology	<p><b>a) Technical approach and methodology</b></p> <ul style="list-style-type: none"> <li>• Provide a detailed Work Methodology</li> </ul> <p>a) Procedure on execution of activities as outlined in the BoQs</p> <p>b) Allocation of machinery/labour in execution the activities</p> <p>c) Procedures in quality control of the</p>	3 Marks		

PERFORMANCE BASED CONTRACT FOR MAINTENANCE OF SULTAN HAMUD - MAKINDU (A8) ROAD

Item No.	Qualification Subject	Qualification Requirement	Document To be Completed/provided by Tenderer	For Procuring Entity's Use (Qualification met or Not Met)
			<p>activities described in BoQs</p> <ul style="list-style-type: none"> <li>• Provide a Methodology on safety during the construction period <ul style="list-style-type: none"> <li>a) Personal protective equipment</li> <li>b) Signage</li> <li>c) Delineation of construction and passage of traffic</li> <li>d) Passage of traffic at night</li> </ul> </li> <li>• Provide a specific Quality management plan that covers the following: <ol style="list-style-type: none"> <li>1. Scope Management</li> <li>2. Time Management</li> <li>3. Material Quality Management</li> <li>4. Financial Management</li> <li>5. Risk Management</li> <li>6. Health &amp; Safety Management</li> <li>7. Environmental Management</li> </ol> </li> </ul>	<p>2 Marks</p> <p>2 Marks</p>

PERFORMANCE BASED CONTRACT FOR MAINTENANCE OF SULTAN HAMUD - MAKINDU (A8) ROAD

Item No.	Qualification Subject	Qualification Requirement	Document To be Completed/provided by Tenderer	For Procuring Entity's Use (Qualification met or Not Met)
			<p>8. Communication Management</p> <p>9. Procurement Management</p> <p>10. Human Resource Management</p> <p>11. Stakeholder Management</p> <p><b>b) Work plan/ Program of Works (PoW)</b></p> <ul style="list-style-type: none"> <li>• PoW Resourced with Equipment- Min. allocation pursuant to the <i>Schedule E of Technical Proposal</i> - – To be submitted in A3 Size Paper well legible Fonts</li> <li>• PoW captures Monthly outputs for each activity</li> <li>• PoW details BoQ Quantities, Units and Rates</li> <li>• PoW is superimposed with Cash Flow</li> </ul>	<p>2 Marks</p> <p>1 Mark</p> <p>1 Mark</p>

PERFORMANCE BASED CONTRACT FOR MAINTENANCE OF SULTAN HAMUD - MAKINDU (A8) ROAD

<b>Item No.</b>	<b>Qualification Subject</b>	<b>Qualification Requirement</b>	<b>Document To be Completed/provided by Tenderer</b>	<b>For Procuring Entity's Use (Qualification met or Not Met)</b>
			Projections as detailed in <b>Schedule A</b> of the technical proposal c) <b>Site Organization and staffing</b> (Schedule B of Technical proposal)	1 Mark  1 Mark
11.	Knowledge Transfer <i>[When transfer of knowledge is a particularly important component of the assignment, the following sub-criteria may be provided]</i>	Transfer of knowledge (training) program (relevance of approach and methodology)	a) Relevance of training program <i>[Not Applicable]</i> b) Training approach and methodology <i>[Not Applicable]</i> c) Qualifications of experts and trainers <i>[Not Applicable]</i>	

**Tenderers who score less than the required pass (75%) will be automatically disqualified. Tenderers who meet the minimum pass mark in the technical evaluation will be evaluated further.**

**C. FINANCIAL EVALUATION:**

The lowest evaluated bidder shall be subjected to Financial Evaluation which will include but not limited to **sensitivity analysis** of the rates to **detect abnormally low bids** or **abnormally high bids** or **unbalanced tenders** or **front loaded**.

**Treatment of Abnormally Low Bid/Abnormally high Bid/ Unbalanced bid**

The Procuring Entity may undertake an analysis of bidders’ rates which are potentially lower/higher than the known prevailing market rates. The bidders shall be required to provide objective justification including supporting documents on derivation of their rates within stipulated time to the Procuring Entity (*See Schedule G, Parts I&II on Derivation of Rates*).

In addressing the above criteria, the following steps shall be undertaken by the Procuring Entity;

PERFORMANCE BASED CONTRACT FOR MAINTENANCE OF SULTAN HAMUD - MAKINDU (A8) ROAD

Item No.	Qualification Subject	Qualification Requirement	Document To be Completed/provided by Tenderer	For Procuring Entity's Use (Qualification met or Not Met)
				<p>a. <b>Identify:</b> The Procuring Entity identifies a potential Abnormally Low/High Bid based on comparison with known prevailing market rates or with the project's total cost estimate.</p> <p>b. <b>Evaluate:</b> The procuring Entity fully analyzes the Bidder's justification provided in Schedule G to verify if it is an Abnormally Low/High Bid. Due diligence may be carried out by the Procuring Entity on the bidder's documentation.</p> <p>c. <b>Determination:</b> The Procuring Entity fully documents the decision to accept or reject the Bid and executes appropriate action(s)/recommendation(s), including but not limited to enhancement of the performance security.</p> <p>In view of the above, the procuring Entity shall evaluate and analyze the Bidders' submissions against the known prevailing market rates and cost estimation guidelines. The analysis of the bidder's justification shall take into account all evidence provided. Accordingly, the Procuring Entity's relevant committee shall make a recommendation to the Accounting Officer.</p>
				<p><b>D. POST QUALIFICATION:</b> The procuring entity may verify the documents provided by the bidder with the issuing authority.</p>

**Appendix to Qualification Criteria**

<b>ITEM</b>	<b>DESCRIPTION</b>		<b>POINT SCORE SCALE</b>		
<b>1</b>	<b>HISTORY OF NON-PERFORMANCE</b>		<b>Max 10</b>		
	History of Non-Performance		0 or 10		
<b>2</b>	<b>FINANCIAL CAPACITY</b>		<b>Max 10</b>		
	Audited Statements		0-1		
	Computation of Financial Ratios		0-4		
	Working capital to be at least 10% of the Bid Price		0-4		
<b>3</b>	Turnover		0-1		
	<b>EXPERIENCE</b>		<b>Max 22</b>		
	General Experience		0-6		
	Specific experience in related works		0-14		
<b>4</b>	Workload Analysis		0-2		
	<b>KEY PERSONNEL</b>		<b>Max 10</b>		
	Site Agent / Road Manager	Certification	PBC Certificate from KIHBIT or other recognized institution	1	
			Current EBK License	2	
		Experience	Qualifications in Civil/ Highway Engineering	Degree	2
			Above 5 years	2	
	Foreman	Experience	0-5 years	0	
			Qualifications in Civil/ Highway Engineering	Degree	2
				HND	2
		Diploma		2	
		Experience	Above 5 years	1	
			0-5 years	0	
<b>5</b>	<b>PLANT AND EQUIPMENT</b>		<b>Max 35</b>		
	Relevant Equipment (As Detailed in Schedule D)	Owned (Max 35marks)	0-35		
		100% Leased (Max 17.5 marks)	0-17.5		
<b>6</b>	<b>PROGRAM OF WORKS AND WORK METHODOLOGY</b>		<b>Max 13</b>		
6a	Work Methodology	Provided a detailed Work Methodology	0-3		
		Provided a Methodology on safety during the construction period	0-2		

PERFORMANCE BASED CONTRACT FOR MAINTENANCE OF SULTAN HAMUD - MAKINDU (A8) ROAD

ITEM	DESCRIPTION		POINT SCORE SCALE
		Provided a specific Quality management plan	0-2
6b	Program of Works	PoW Resourced with Equipment-Min. allocation pursuant to the Schedule E of Technical Proposal - -- To be submitted in A3 Size Paper well legible Fonts	0-2
		PoW captures Monthly outputs for each activity	0-1
		PoW details BoQ Quantities, Units and Rates	0-1
		PoW is superimposed with Cash flow Projections as detailed in Schedule A of the technical proposal	0-1
6c	<b>Organization and staffing</b> (Schedule B of Technical proposal) Equivalent of Site Base facilities		0-1
	<b>TOTAL</b>		<b>MAX 100</b>



**SECTION V - TENDERING FORMS**

***SECTION V - TENDERING FORMS***

1. TENDERER'S QUALIFICATION FORMS

Form ELI-1.1- Tenderer Information Form

Form ELI- 1.2- Tenderer JV information

Form ELI - 1.3- Qualification of Foreign Contractors

Form ELI - 1.4- Declarations of materials, equipment and labor sources

2. FORM OF TENDER

A. TENDERER'S ELIGIBILITY - CONFIDENTIAL BUSINESS  
QUESTIONNAIRE

B. CERTIFICATE OF INDEPENDENT TENDER DETERMINATION

C. SELF-DECLARATION FORMS

FORM SD1

FORM SD2

FORM SD3

D. APPENDIX TO FORM OF TENDER

3. CONTRACTUAL FORMS

FORM CON – 1

FORM CON – 2

FORM CON – 3

4. FINANCIAL FORMS

FORM FIN- 3 .1

FORM FIN- 3.2

FORM FIN- 3.3

5. TECHNICAL EXPERIENCE

FORM EXP - 4.1

FORM EXP - 4.2 (A)

FORM EXP - 4.2 (B)

6. TECHNICAL PROPOSAL

PERFORMANCE BASED CONTRACT FOR MAINTENANCE OF SULTAN HAMUD -  
MAKINDU (A8) ROAD

SCHEDULE A. Projected Cash Flow

SCHEDULE B. Site Organizations

SCHEDULE C. Subcontractors

SCHEDULE D. Contractor's Equipment

SCHEDULE E. Initial Tentative Program of Performance

SCHEDULE F. Key Personnel Proposed

FORM PER -1

FORM PER -2

SCHEDULE G. Schedule of Materials; -Basic Prices

7. FORM OF TENDER SECURITY - DEMAND GUARANTEE
8. FORM OF TENDER SECURITY (TENDER BOND)
9. FORM OF TENDER-SECURING DECLARATION

**TENDERER'S QUALIFICATION FORMS**

**FORM ELI-1.1- TENDERER INFORMATION FORM**

<b>Form ELI-1.1</b>
<b>Tenderer Information Form</b>
Date: _____
Tender No. _____
Tender title: _____
Tenderer's name: .....
In case of Joint Venture (JV), name of each member:.....
Tenderer's actual or intended country of registration: <i>[indicate country of Constitution]</i>
Tenderer's actual or intended year of incorporation:
Tenderer's legal address [in country of registration]:
Tenderer's authorized representative information Name: Address: Telephone/Fax numbers: E-mail address:
1. Attached are copies of original documents of:  I. <i>Certificate of Incorporation and CR12</i> of the legal entity named above, in accordance with ITT 4.1.

*II. Copies of National Identification documents for Directors*

- In case of a JV, Form of intent to form JV or JV agreement, in accordance with ITT 4.1.
  - In case of a state-owned enterprise or institution, in accordance with ITT 4.7. documents establishing:
    - Legal and financial autonomy
    - Operation under commercial law
    - Establishing that tenderer is not under the supervision of the Procuring Entity,
2. Included are the organizational chart, a list of Board of Directors, and the beneficial ownership (*Applicable*).

**FORM ELI- 1.2- TENDERER JV INFORMATION**

Tenderer's JV Information Form

(to be completed for each member of Tenderer's JV)

Date: \_\_\_\_\_ Tender No.

\_\_\_\_\_

Tender title: \_\_\_\_\_

Tenderer's JV name:
JV member's name:
JV member's country of registration:
JV member's year of constitution:
JV member's legal address in country of constitution:
JV member's authorized representative information Name: _____ Address: _____ Telephone/Fax numbers: _____ E-mail address: _____
1. Attached are copies of original documents of: <ul style="list-style-type: none"><li>i. Certificate of Incorporation and CR 12 of the legal entity named above, including Registered JV agreement (Registration of Documents Act), in accordance with ITT 4.1.</li><li>ii. Copies of National Identification documents for all Directors</li></ul> <input type="checkbox"/> In case of a state-owned enterprise or institution, documents establishing legal and financial autonomy, operation in accordance with commercial law, and that they are not under the supervision of the Procuring Entity, in accordance with ITT 4.7.

2. Included are the organizational chart, a list of Board of Directors, and the beneficial ownership (*Applicable*).

**FORM ELI - 1.3- QUALIFICATION OF FOREIGN CONTRACTORS**

**Qualification of Foreign Tenderers**

Pursuant to ITT 4.10, a foreign tenderer must complete this form to demonstrate that the tender fulfils this condition (the 40% Rule).

ITEM	Description of Work Item	Describe location of source	COST in K. shillings	Comments, if any
<b>A</b>	<b>Local Labour</b>			
1				
2				
3				
4				
5				
<b>B</b>	<b>Sub contracts from Local sources</b>			
1				
2				
3				
4				
5				
<b>C</b>	<b>Local materials</b>			
1				
2				
3				
4				
5				
<b>D</b>	<b>Use of Local Plant and Equipment</b>			



PERFORMANCE BASED CONTRACT FOR MAINTENANCE OF SULTAN HAMUD -  
MAKINDU (A8) ROAD

1				
2				
3				
4				
5				
<b>E</b>	<b>Add any other items</b>			
1				
2				
3				
4				
5				
6				
7				
	<b>TOTAL COST LOCAL CONTENT</b>		<b>xx</b>	
	<b>PERCENTAGE OF CONTRACT PRICE</b>		<b>xx</b>	

PERFORMANCE BASED CONTRACT FOR MAINTENANCE OF SULTAN HAMUD -  
MAKINDU (A8) ROAD

**FORM ELI - 1.4- DECLARATIONS OF MATERIALS, EQUIPMENT AND LABOUR  
SOURCES**

Pursuant to ITT 5.1, tenderers must complete this form to demonstrate that the tender fulfils this condition

ITEM	Description of Work Item	Describe location of source	Comments, if any
<b>A</b>	<b>Materials</b>		
1			
2			
3			
4			
5			
6			
<b>B</b>	<b>Equipment</b>		
1			
2			
3			
4			
5			
<b>C</b>	<b>Labour</b>		
1			
2			
3			
4			
5			
6			
	TOTAL COST LOCAL CONTENT		
	PERCENTAGE OF CONTRACT PRICE		

## FORM OF TENDER

### INSTRUCTIONS TO TENDERERS

- (i) The Tenderer must prepare this Form of Tender on stationery with its letterhead clearly showing the Tenderer's complete name and business address.
- (ii) All italicized text is to help Tenderer in preparing this form.
- (iii) Tenderer must complete and sign and TENDERER'S ELIGIBILITY-CONFIDENTIAL BUSINESS QUESTIONNAIRE, CERTIFICATE OF INDEPENDENT TENDER DETERMINATION and the SELF DECLARATION OF THE TENDERER, all attached to this Form of Tender.
- iv) The Form of Tender shall include the following Forms duly completed and signed by the Tenderer.
  - A) Tenderer's Eligibility- Confidential Business Questionnaire
  - B) Certificate of Independent Tender Determination
  - C) Self-Declaration of the Tenderer

### FORM OF TENDER

Date of this Tender submission: *[insert date (as day, month and year) of Tender submission]*

Invitation to Tender No.: *[insert identification]* Alternative No.: *[Not Applicable]*

To:

---

We, the undersigned, declare that:

- a) *No reservations:* We have examined and have no reservations to the tendering document, including Addenda issued in accordance with Instructions to Tenderers (ITT) ;
- b) *Eligibility:* We meet the eligibility requirements and have no conflict of interest in accordance with ITT4;
- c) *Tender-Securing Declaration:* We have not been suspended nor declared ineligible by the Procuring Entity based on execution of a Tender-Securing Declaration or Proposal-Securing Declaration in Kenya in accordance with ITT 4.8.

PERFORMANCE BASED CONTRACT FOR MAINTENANCE OF SULTAN HAMUD - MAKINDU (A8) ROAD

d) *Conformity:* We offer to execute in conformity with the tendering document and in accordance with the construction or service schedule the following Works:

*[Tender Number and Name]*

e) *Tender Price:* The total price of our Tender is [name of currency] (*amount in figures and words*).

f) *Combined Price:* We hereby confirm that our combined price for Rehabilitation Works and Improvement Works does not exceed the threshold given in the TDS ITT 37.5, which is [*NOT APPLICABLE*].

g) *Tender Validity Period:* Our Tender shall be valid for a period specified in TDS 18.1 (or as amended if applicable) from the date fixed for the Tender submission deadline specified in TDS 22.1 (or as amended if applicable), and it shall remain binding upon us and may be accepted at any time before the expiration of that period;

h) *Performance Security:* If our Tender is accepted, we commit to obtain a Performance Security in accordance with the tendering document;

i) *One Tender per Tenderer:* We are not submitting any other Tender (s) as an individual Tenderer, and we are not participating in any other Tender(s) as a Joint Venture member or as a subcontractor, and meet the requirements of ITT 4.4, other than alternative Tenders submitted in accordance with ITT 13;

a) *Suspension and Debarment:* We, along with any of our subcontractors, suppliers, consultants, manufacturers, or service providers for any part of the contract, are not subject to, and not controlled by any entity or individual that is subject to, a temporary suspension or a debarment imposed by the Procuring Entity. Further, we are not ineligible under Kenya laws or official regulations or pursuant to a decision of the United Nations Security Council;

b) *State-owned enterprise or institution:* [select the appropriate option and delete the other] [We are not a state-owned enterprise or institution] / [We are a state-owned enterprise or institution but meet the requirements of ITT 4.7];

c) *Commissions, gratuities and fees:* We have paid, or will pay the following commissions, gratuities, or fees with respect to the Tendering process or execution of the Contract: [insert complete name of each Recipient, its full address, the reason for which each commission or gratuity was paid and the amount and currency of each such commission or gratuity].

Name of Recipient	Address	Reason	Amount

(If none has been paid or is to be paid, indicate “none.”).

PERFORMANCE BASED CONTRACT FOR MAINTENANCE OF SULTAN HAMUD -  
MAKINDU (A8) ROAD

- d) *Binding Contract:* We understand that this Tender, together with your written acceptance thereof included in your Form of Acceptance, shall constitute a binding contract between us, until a formal contract is prepared and executed;
- e) *Not Bound to Accept:* We understand that you are not bound to accept the lowest evaluated cost Tender, the Best Evaluated Tender or any other Tender that you may receive;
- f) *Fraud and Corruption:* We hereby certify that we have taken steps to ensure that no person acting for us or on our behalf engages in any type of Fraud and Corruption;
  - g) *Collusive practices:* We hereby certify and confirm that the tender is genuine, non-collusive and made with the intention of accepting the contract if awarded. To this effect we have signed the “Certificate of Independent Tender Determination” attached below.
- r) We undertake to adhere by the Code of Ethics for Persons Participating in Public Procurement and Asset Disposal, copy available from [www.ppra.go.ke](http://www.ppra.go.ke) during the procurement process and the execution of any resulting contract.
- s) We, the Tenderer, have completed fully and signed the following Forms as part of our Tender:
  - a) Tenderer's Eligibility; Confidential Business Questionnaire – to establish we are not in any conflict to interest.
  - b) Certificate of Independent Tender Determination – to declare that we completed the tender without colluding with other tenderers.
  - a) Self-Declaration of the Tenderer – to declare that we will, if awarded a contract, not engage in any form of fraud and corruption.
  - b) Declaration and commitment to the Code of Ethics for Persons Participating in Public Procurement and Asset Disposal.
- t) Further, we confirm that we have read and understood the full content and scope of fraud and corruption as informed in “Appendix 1- Fraud and Corruption” attached to the Form of Tender.

Name of the Tenderer: \*[insert complete name of person signing the Tender]

Name of the person duly authorized to sign the Tender on behalf of the Tenderer: \*\*[insert complete name of person duly authorized to sign the Tender]

Title of the person signing the Tender: [insert complete title of the person signing the Tender] Signature of the person named above: [insert signature of person whose name and capacity are shown above] Date signed [insert date of signing] day of [insert month], [insert year]

PERFORMANCE BASED CONTRACT FOR MAINTENANCE OF SULTAN HAMUD -  
MAKINDU (A8) ROAD

Name

---

in the capacity  
of

---

Signed

---

Duly authorized to sign the Tender for and on behalf of M/s \_\_\_\_\_  
\_\_\_\_\_

Dated on \_\_\_\_\_ day of \_\_\_\_\_,  
\_\_\_\_\_

**A. TENDERER'S ELIGIBILITY - CONFIDENTIAL BUSINESS  
 QUESTIONNAIRE**

**Instruction to Tenderer**

Tender is instructed to complete the particulars required in this Form, one form for each entity if Tender is a JV. Tenderer is further reminded that it is an offence to give false information on this Form.

**a) Tenderer's details**

	<b>ITEM</b>	
1	Name of Procuring Entity	Kenya National Highways Authority
2	Reference Number of the Tender	KeNHA/R8/334/2024
3	Date and Time of Tender Opening	As indicated in the Tender Notice
4	Name of Tenderer	
5	Full Address and Contact Details of the Tenderer	1. Country 2. City 3. Location 4. Building 5. Floor 6. Postal Address 7. Name and email of contact person 8. Telephone Number
6	Current Trade License Registration Number and Expiring date	

PERFORMANCE BASED CONTRACT FOR MAINTENANCE OF SULTAN HAMUD - MAKINDU (A8) ROAD

	Name, country/county and full address (postal and physical addresses, email, and telephone number) of Registering Body/Agency	
7	Description of Nature of Business	
8	Maximum value of business which the Tenderer handles	
9	State if Tenders Company is listed in stock exchange, give name and full address ( <i>postal and physical addresses, email, and telephone number</i> ) of state which stock exchange	

**General and Specific Details**

b) Sole Proprietor, provide the following details

Name \_\_\_\_\_ in  
 full \_\_\_\_\_ Age \_\_\_\_\_  
 \_\_\_\_\_  
 \_\_\_\_\_  
 Nationality \_\_\_\_\_ Country \_\_\_\_\_ of  
 Origin \_\_\_\_\_  
 \_\_\_\_\_ Citizenship \_\_\_\_\_  
 \_\_\_\_\_  
 \_\_\_\_\_

c) Partnership, provide the following details.



PERFORMANCE BASED CONTRACT FOR MAINTENANCE OF SULTAN HAMUD -  
MAKINDU (A8) ROAD

	<b>Name of Partners</b>	<b>Nationality</b>	<b>Citizenship</b>	<b>%Shares Owned</b>
1				
2				
3				

(d) Registered Company, provide the following details.

i) Private or public  
Company

ii) State the nominal and issued capital of the Company-

Nominal Kenya Shillings  
(Equivalent).....

Issued Kenya Shillings  
(Equivalent).....

iii) Give details of Directors as follows.

	<b>Name of Directors</b>	<b>Nationality</b>	<b>Citizenship</b>	<b>%Shares Owned</b>
1				
2				
3				

e) DISCLOSURE OF INTEREST - Interest of the Firm in the Procuring Entity.

PERFORMANCE BASED CONTRACT FOR MAINTENANCE OF SULTAN HAMUD - MAKINDU (A8) ROAD

- i) Are there any person/persons in..... (Name of Procuring Entity) who has/have an interest or relationship in this firm? Yes/No.....

If yes, provide details as follows.

	Name of Person	Designation in the Procuring Entity	Interest or Relationship with Tenderer
1			
2			
3			

- ii) Conflict of interest disclosure

	Type of Conflict	Disclosure YES or NO	If YES provide details of the relationship with Tenderer
1	Tenderer is directly or indirectly controls, is controlled or is under common control with another tenderer.		
2	Tenderer receives or has received any direct or indirect subsidy from another tenderer.		
3	Tenderer has the same legal representative as another tenderer		
4	Tender has a relationship with another tenderer, directly or through common third parties, that puts it in a position to influence the tender of another tenderer, or influence the decisions of the Procuring Entity regarding this tendering process		

PERFORMANCE BASED CONTRACT FOR MAINTENANCE OF SULTAN HAMUD - MAKINDU (A8) ROAD

	Type of Conflict	Disclosure YES or NO	If YES provide details of the relationship with Tenderer
5	Any of the Tenderer's affiliates participated as a consultant in the preparation of the design or technical specifications of the works that are the subject of the tender.		
6	Tenderer would be providing goods, works, non-consulting services or consulting services during implementation of the contract specified in this Tender Document.		
7	Tenderer has a close business or family relationship with a professional staff of the Procuring Entity who are directly or indirectly involved in the preparation of the Tender document or specifications of the Contract, and/or the Tender evaluation process of such contract.		
8	Tenderer has a close business or family relationship with a professional staff of the Procuring Entity who would be involved in the implementation or supervision of the such Contract.		
9	Has the conflict stemming from such relationship stated in item 7 and 8 above been resolved in a manner acceptable to the Procuring Entity throughout the tendering process and execution of the Contract.		

f) Certification

On behalf of the Tenderer, I certify that the information given above is complete,  
current and accurate as at the date of submission.

Full Name \_\_\_\_\_  
\_\_\_\_\_

Title or Designation \_\_\_\_\_  
\_\_\_\_\_

\_\_\_\_\_  
\_\_\_\_\_

(Signature)

(Date)

**B. CERTIFICATE OF INDEPENDENT TENDER DETERMINATION**

I, the undersigned, in submitting the accompanying Letter of Tender to the **KENYA NATIONAL HIGHWAYS AUTHORITY** for: \_\_\_\_\_

[Name of tender]

\_\_\_\_\_  
[Tender number]

in response to the request for tenders made by: \_\_\_\_\_

[Name of Tenderer]

do hereby make the following statements that I certify to be true and complete in every respect:

I certify, on behalf of \_\_\_\_\_ [Name of Tenderer]

that:

1. I have read and I understand the contents of this Certificate;
2. I understand that the Tender will be disqualified if this Certificate is found not to be true and complete in every respect;
3. I am the authorized representative of the Tenderer with authority to sign this Certificate, and to submit the Tender on behalf of the Tenderer;
4. For the purposes of this Certificate and the Tender, I understand that the word “competitor” shall include any individual or organization, other than the Tenderer, whether or not affiliated with the Tenderer, who:
  - a) Has been requested to submit a Tender in response to this request for tenders;
  - b) could potentially submit a tender in response to this request for tenders, based on their qualifications, abilities or experience;
5. The Tenderer discloses that [check one of the following, as applicable]:
  - a) The Tenderer has arrived at the Tender independently from, and without consultation, communication, agreement or arrangement with, any competitor;
  - b) the Tenderer has entered into consultations, communications, agreements or arrangements with one or more competitors regarding this request for tenders, and the Tenderer discloses, in the attached document(s), complete details thereof, including the names of the competitors and the nature of, and reasons for, such consultations, communications, agreements or arrangements;
6. In particular, without limiting the generality of paragraphs (5) (a) or (5) (b) above, there

PERFORMANCE BASED CONTRACT FOR MAINTENANCE OF SULTAN HAMUD -  
MAKINDU (A8) ROAD

has been no consultation, communication, agreement or arrangement with any competitor regarding:

- a) prices;
  - b) methods, factors or formulas used to calculate prices;
  - c) the intention or decision to submit, or not to submit, a tender; or
  - d) the submission of a tender which does not meet the specifications of the request for Tenders; except as specifically disclosed pursuant to paragraph (5) (b) above;
7. In addition, there has been no consultation, communication, agreement or arrangement with any competitor regarding the quality, quantity, specifications or delivery particulars of the works or services to which this request for tenders relates, except as specifically authorized by the procuring authority or as specifically disclosed pursuant to paragraph (5) (b) above;
8. the terms of the Tender have not been, and will not be, knowingly disclosed by the Tenderer, directly or indirectly, to any competitor, prior to the date and time of the official tender opening, or of the awarding of the Contract, whichever comes first, unless otherwise required by law or as specifically disclosed pursuant to paragraph (5) (b) above.

Name \_\_\_\_\_ and

Title

\_\_\_\_\_

Date

\_\_\_\_\_

*[Name, title and signature of authorized agent of Tenderer and Date]*

**C. SELF-DECLARATION FORMS**

**FORM SD 1: SELF DECLARATION THAT THE PERSON/TENDERER IS NOT DEBARRED IN THE MATTER OF THE PUBLIC PROCUREMENT AND ASSET DISPOSAL ACT 2015**

I, ....., of Post Office Box ..... being a resident of ..... in the Republic of ..... do hereby make a statement as follows: -

1. THAT I am the Company Secretary/ Chief Executive/Managing Director/Principal Officer/Director of ..... (*insert name of the Company*) who is a Bidder in respect of Tender No.....for.....(*insert tender title/description*) for..... (*insert name of the Procuring entity*) and duly authorized and competent to make this statement.
2. THAT the aforesaid Bidder, its Directors and subcontractors have not been debarred from participating in procurement proceeding under Part IV of the Act.
3. THAT what is deponed to herein above is true to the best of my knowledge, information and belief.

.....  
(Title) (Signature) (Date)

Bidder Official Stamp

**FORM SD 2: SELF DECLARATION THAT THE TENDERER WILL NOT ENGAGE IN ANY CORRUPT OR FRAUDULENT PRACTICE**

I, ..... of P. O. Box ..... being a resident of ..... in the Republic of ..... do hereby make a statement as follows: -

1. THAT I am the Chief Executive/Managing Director/Principal Officer/Director of..... (insert name of the Company) who is a Bidder in respect of Tender No..... for ..... (insert tender title/description) for ..... (insert name of the Procuring entity) and duly authorized and competent to make this statement.
2. THAT the aforesaid Bidder, its servants and/or agents /subcontractors will not engage in any corrupt or fraudulent practice and has not been requested to pay any inducement to any member of the Board, Management, Staff and/or employees and/or agents of ..... (insert name of the Procuring entity) which is the procuring entity.
3. THAT the aforesaid Bidder, its servants and/or agents /subcontractors have not offered any inducement to any member of the Board, Management, Staff and/or employees and/or agents of..... (name of the procuring entity).
4. THAT the aforesaid Bidder will not engage/has not engaged in any corrosive practice with other bidders participating in the subject tender
5. THAT what is deponed to herein above is true to the best of my knowledge information and belief.

.....  
.....  
(Title) (Signature) (Date)

Bidder's Official Stamp



**FORM SD 3: DECLARATION AND COMMITMENT TO THE CODE OF ETHICS**

I, ..... (person) on behalf of (Name of the Business/Company/Firm) .....declare that I have read and fully understood the contents of the Public Procurement & Asset Disposal Act, 2015, Regulations and the Code of Ethics for persons participating in Public Procurement and Asset Disposal and my responsibilities under the Code.

I do hereby commit to abide by the provisions of the Code of Ethics for persons participating in Public Procurement and Asset Disposal.

Name ..... of ..... Authorized signatory.....

Sign.....  
.....

Position.....  
.....

Office address.....Telephone.....  
.....

E-mail.....  
.....

Name of the

Firm/Company.....  
.....

Date.....

PERFORMANCE BASED CONTRACT FOR MAINTENANCE OF SULTAN HAMUD -  
MAKINDU (A8) ROAD

.....

*(Company Seal/ Rubber Stamp where applicable)*

Witness

Name.....

.....

Sign.....

.....

Date.....

.....

**APPENDIX TO FORM OF TENDER**

**(This appendix forms part of the bid)**

<b>Conditions</b>	<b>Sub- Clause</b>	<b>Data</b>
Employer's name and address	1.1.2.2	Director General, Kenya National Highways Authority, P.O. Box 49712 – 00100, <b><u>NAIROBI</u></b>
Engineer's name and address	1.1.2.4	Director – Maintenance, Kenya National Highways Authority, P.O. Box 49712 – 00100, <b><u>NAIROBI</u></b>
Time for Completion	1.1.3.3	Twenty-Four (24) Months ( <i>Instructed works</i> )
		Thirty Six (36) Months ( <i>Performance Based Works</i> )
Defects Notification Period	1.1.3.7	Twelve (12) Months ( <i>For instructed works</i> )
Site	1.1.6.7	Sultan Hamud - Makindu (A8) Road
Communications	1.3(b)	The Employer's address is:  The Director General, Kenya National Highways Authority (KeNHA), P.O. Box 49712 - 00100 <b><u>NAIROBI</u></b>  The Engineer's address is:  The Director, Maintenance, Kenya National Highways Authority (KeNHA), P.O. Box 49712 - 00100

PERFORMANCE BASED CONTRACT FOR MAINTENANCE OF SULTAN HAMUD - MAKINDU (A8) ROAD

Conditions	Sub- Clause	Data
		<p><u>NAIROBI</u></p> <p><b>The Contractor address is:</b></p> <p>Name.....</p> <p>P.O Box.....</p> <p>City/Town.....</p> <p>Email: .....</p> <p>Telephone.....</p>
Governing Law	1.4	Laws of the Republic of Kenya
Ruling and communications language	1.4	English
Contract Agreement	1.6	Within the bid validity period
Assignment	1.7	Not applicable
Care and Supply of documents	1.8	One (1) Contract document to be supplied to the Contractor
Right of access to the Site	2.1	Within Twenty Eight (28) days of the Notice of Commencement Date
Performance Security	4.2	The Performance Security shall be in the form of an unconditional Bank Guarantee in the amount(s) of 1% of the Accepted Contract Amount and in the same currency (ies) of the Accepted Contract Amount.
Subcontractors	4.4	40%

PERFORMANCE BASED CONTRACT FOR MAINTENANCE OF SULTAN HAMUD - MAKINDU (A8) ROAD

<b>Conditions</b>	<b>Sub- Clause</b>	<b>Data</b>
Parts of the Works for which subcontracting is not permitted	4.4	N/A
Progress reports	4.21	Soft copies
Normal working hours	6.5	Weekdays: 7.00am – 5.00pm (With 1 hour break)
Commencement of Works	8.1	Fourteen (14) days after order to commence
Programme	8.3	<ul style="list-style-type: none"> <li>• Softcopy</li> <li>• One (1) Hard copy</li> <li>• Within 28 days</li> </ul>
Delay damages payable for each day of delay	8.7	0.05% of the Accepted Contract Amount
Maximum amount of delay damages	8.7	5% of the Accepted Contract Amount
Take Over of Parts of the Works	10.2	Not applicable
Provisional Sums	13.5 (b)(ii)	As specified in the Schedule of rates
Advance payment	14.2	Not Applicable
Application for interim payment certificates (Statements)	14.3	1 hard copy and 1 soft copy
Percentage of retention	14.3(c)	5% of the Accepted Contract Amount
Limit of Retention Money	14.3(c)	5% of the Accepted Contract Amount
Schedule of payments	14.4	Not applicable
Period of payment of Advance Payment to the Contractor	14.7(a)	Not Applicable
Period for the Employer to make interim payments to the Contractor	14.7(b)	Ninety (90) days

PERFORMANCE BASED CONTRACT FOR MAINTENANCE OF SULTAN HAMUD - MAKINDU (A8) ROAD

<b>Conditions</b>	<b>Sub- Clause</b>	<b>Data</b>
Period for the Employer to make final payment to the Contractor	14.7(c)	Ninety (90) days
Delayed payment	14.8	Simple interest at a rate equal to two percentage points above the mean Base Lending Rate obtained from the Central Bank of Kenya
Number of additional paper copies of draft Final Statement	14.11	1 hard copy and 1 soft copy
Currencies of Payment	14.15	Kenya Shillings (KES)
Maximum total liability of the Contractor to the Employer	17.6	The accepted contract amount
Periods for submission of insurance	18.1	a. evidence of insurance – 14days b. relevant policies – 28 days
Maximum amount of deductibles for insurance of the Employer's risks	18.2(d)	Not Applicable
Minimum amount of third party insurance	18.3	Limited to Accepted Contract Amount for each occurrence, with unlimited number of occurrences
Date by which the DB shall be appointed	20.2	As and when required
The DB shall be comprised of	20.2	One Member (ad hoc)
Appointment (if not agreed) to be made by:	20.3	Chartered Institute of Arbitrators (Kenya)
Place and Seat of arbitration	20.6(a)	Nairobi, Kenya

**Signature of Tenderer**..... **Date** .....

**FORM CON – 1 HISTORICAL CONTRACT NON-PERFORMANCE, PENDING LITIGATION AND LITIGATION HISTORY**

Tenderer's Name: \_\_\_\_\_

Date: \_\_\_\_\_

JV Member's Name \_\_\_\_\_

Tender No. \_\_\_\_\_

Tender title: \_\_\_\_\_

Non- Performed Contracts in accordance with Section III, Evaluation and Qualification Criteria

Contract non-performance did not occur for the last three (3) years from the day of tender opening.

Contract(s) not performed for the last three (3) years from the day of tender opening

<b>Year</b>	<b>Non-performed portion of contract</b>	<b>Contract Identification</b>	<b>Total Contract Amount (Kenya Shilling equivalent)</b>
<i>[insert year]</i>	<i>[insert amount and percentage]</i>	Contract Identification: <i>[indicate complete contract name/number; and any other identification]</i> Name of Procuring Entity: <i>[insert full name]</i> Address of Procuring Entity: <i>[insert street/city/country]</i> Reason(s) for nonperformance: <i>[indicate main reason(s)]</i>	<i>[insert amount]</i>

Pending Litigation, in accordance with Section III, Qualification Criteria and Requirements

No pending litigation in accordance with Section III, Qualification Criteria and Requirements, Sub-Factor 8.

Pending Litigation in accordance with Section III, Evaluation and Qualification Criteria, Sub-Factor 9 as indicated below

PERFORMANCE BASED CONTRACT FOR MAINTENANCE OF SULTAN HAMUD - MAKINDU (A8) ROAD

<b>Year of dispute</b>	<b>Amount in dispute (currency)</b>	<b>Contract Identification</b>	<b>Total Contract Amount (Kenya Shilling equivalent)</b>
		Contract Identification: Name of Procuring Entity: Address of Procuring Entity: Matter in dispute: Party who initiated the dispute: Status of dispute:	
Litigation History in accordance with Section III, Evaluation and Qualification Criteria			
<input type="checkbox"/> No Litigation History in accordance with Section III, Evaluation and Qualification Criteria, Sub-Factor 2.4.			
<input type="checkbox"/> Litigation History in accordance with Section III, Evaluation and Qualification Criteria, Sub-Factor 2.4 as indicated below			
<b>Year of award</b>	<b>Outcome as percentage of Net Worth</b>	<b>Contract Identification</b>	<b>Total Contract Amount (Kenya Shilling equivalent)</b>





**FORM CON – 3: CERTIFICATE OF BIDDER’S VISIT TO SITE**

This is to certify that

[Name/s].....  
.....

Being the authorized representative/Agent of [Name of bidder]

.....  
.....

participated in the organized inspection visit of the site of the works for the

<p align="center"><b>PERFORMANCE BASED CONTRACT FOR MAINTENANCE OF SULTAN HAMUD - MAKINDU (A8) ROAD</b></p>
---

held on..... day of.....20.....

Signed.....

(Employer’s Representative)

.....

.....

(Name of Employer’s Representative)

.....

(Designation)

NOTE: This form is to be completed at the time of the organized site visit.

**FORM FIN – 3.1: FINANCIAL SITUATION AND PERFORMANCE**

**PART 1**

Tenderer's Name: \_\_\_\_\_

Date: \_\_\_\_\_

JV Member's Name \_\_\_\_\_

Tender No. \_\_\_\_\_

Tender title: \_\_\_\_\_

**1. Financial data**

Type of Financial information (Kenya Shillings)	Historic information for previous <u>3</u> years, (amount in Millions (KSh.))		
	2021	2022	2023
Statement of Financial Position (Information from Balance Sheet)			
Total Assets (TA)			
Total Liabilities (TL)			
Total Equity/Net Worth (NW)			
Current Assets (CA)			
Current Liabilities (CL)			
Working Capital (WC)			
Information from Income Statement			
Total Revenue (TR)			
Profits Before Taxes (PBT)			
Cash Flow Information			
Cash Flow from Operating Activities			

## 2. Sources of Finance

Specify sources of finance to meet the cash flow requirements on works currently in progress and for future contract commitments.

No.	Source of finance	Amount (Kenya Shilling equivalent)
1	Letter of line of Credit from a recognized Financial Institution	
2	Bank account balance ( <i>demonstrated by bank statements</i> )	

## 3. Financial documents

The Tenderer and its parties shall provide copies of financial statements for the last **three (3)** years pursuant Section III, Evaluation and Qualifications Criteria, Sub-factor 3.1. The financial statements shall:

- a) Reflect the financial situation of the Tenderer or in case of JV member, and not an affiliated entity (such as parent company or group member).
- b) Be independently audited or certified in accordance with local legislation.
- c) Be complete, including all notes to the financial statements.
- d) Correspond to accounting periods already completed and audited.

Attached are copies of financial statements for the three (3) years required above; and complying with the requirements

**PART 2**

**Detailed Financial Situation Evaluation**

No.	Description	Auditors Assessment 2021	Auditors Assessment 2022	Auditors Assessment 2023	Evaluation Score Award Criteria
1.	Financial Ratios				Max score=4 Marks
a.	<b>Current Ratio=</b> <b><u>Current Assets</u></b> <b>Current Liabilities</b>				Current Ratio more than 1 = 1 marks
b.	<b>Debt to Equity</b> <b>Ratio =</b> <b><u>Total Liabilities</u></b> <b>Total Equity</b>				Equity Capital Ratio less than 1 = 1 Marks
c.	<b>Working Capital =</b> <b>Current Assets-</b> <b>Current Liabilities</b>				Positive Working Capital = 1 marks
d.	<b>Operating Cash</b> <b>Flow Ratio =</b> <b>Cash Flow from</b> <b><u>Operations</u></b> <b>Current Liabilities</b>				Operating Cash-flow more than 1 = 1 marks
2.	<b>Working Capital in KSH. ....</b>				Working Capital is equal or more than 10% of Bid Price = 4 Marks

PERFORMANCE BASED CONTRACT FOR MAINTENANCE OF SULTAN HAMUD -  
MAKINDU (A8) ROAD

The above Financial Ratios have to be derived from first Principles from the Audit Statements. The Auditor who has undertaken the analysis has to demonstrate the financial ratios and append his signature and stamp to the Document as below:

The Auditor shall be required to provide his/her workings and demonstrate the source of the workings from the various Audited statements by including the Page Numbers and references of the source of the figures used in the computation of the assigned values.

**The Auditor undertaking the above Financial Analysis MUST duly fill the Contact Sheet below in all aspects and attach current annual practising license.**

PERFORMANCE BASED CONTRACT FOR MAINTENANCE OF SULTAN HAMUD -  
MAKINDU (A8) ROAD

**Financial ratios Computed by a Certified Public Accountant:**

<b>CPA: Name</b>	
<b>ICPAK Number</b>	
<b>Telephone Number</b>	
<b>Email Address</b>	
<b>Postal Address</b>	
<b>Physical Address</b>	
<b>Contact Person</b>	
<b>Mobile Contact of the Contact Person</b>	
<b>Signature</b>	
<b>Date</b>	
<b>Personal/Corporate  Stamp</b>	

**Ratios attested by the Company Director:**

<b>Director's Name</b>	
<b>ID/Passport Number</b>	
<b>Telephone Number</b>	
<b>Email Address</b>	
<b>Postal Address</b>	
<b>Physical Address</b>	
<b>Signature</b>	
<b>Date</b>	
<b>Personal/Corporate  Stamp</b>	

**FORM FIN – 3.2: AVERAGE ANNUAL CONSTRUCTION TURNOVER**

Tenderer's Name: \_\_\_\_\_

Date: \_\_\_\_\_

JV Member's Name \_\_\_\_\_

Tender No. \_\_\_\_\_

Tender title: \_\_\_\_\_

		<b>Annual turnover data (construction only)</b>	
<b>Year</b>	<b>Amount Currency</b> <i>[insert amount and indicate currency]</i>	<b>Exchange Rate</b> <b>(where applicable)</b>	<b>Kenya Shilling equivalent</b>
2021			
2022			
2023			
Average Annual Construction Turnover*			

\* See Section III, Evaluation and Qualification Criteria.

*If the most recent set of financial statements is for a period earlier than 12 months from the date of Bid, the reason for this should be justified.*



**FORM FIN - 3.3: CURRENT CONTRACT COMMITMENTS / WORKS IN PROGRESS**

Tenderers and each member to a JV should provide information on their current commitments on all contracts that have been awarded, or for which a Form of intent or acceptance has been received, or for contracts approaching completion, but for which an unqualified, full completion certificate has yet to be issued.

<b>Current Contract Commitments</b>					
No.	Name of Contract	Procuring Entity's Contact Address, Tel, Fax	Value of Outstanding Work (Kenya Shilling equivalent)	Estimated Completion Date	Average Monthly Invoicing Over Last Six Months [KSh./month]

**FORM EXP - 4.1: GENERAL CONSTRUCTION EXPERIENCE**

Tenderer's Name: \_\_\_\_\_

Date: \_\_\_\_\_

JV Member's Name \_\_\_\_\_

Tender No. \_\_\_\_\_

Tender title: \_\_\_\_\_

Starting Year	Ending Year	Contract Identification	Role of Tenderer
		Contract name:  Brief Description of the Works and Services performed by the Tenderer:  Amount of contract:  Name of Procuring Entity:  Address:	<i>Main Contractor/ Subcontractor/ Management Contractor</i>
		Contract name:  Brief Description of the Works and Services performed by the Tenderer:  Amount of contract:  Name of Procuring Entity:  Address:	

PERFORMANCE BASED CONTRACT FOR MAINTENANCE OF SULTAN HAMUD -  
MAKINDU (A8) ROAD

		<p>Contract name:</p> <p>Brief Description of the Works and Services performed by the Tenderer:</p> <p>Amount of contract:</p> <p>Name of Procuring Entity:</p> <p>Address:</p>	
--	--	---	--

**FORM EXP - 4.2(A): SPECIFIC CONSTRUCTION AND CONTRACT  
MANAGEMENT EXPERIENCE**

Tenderer's Name: \_\_\_\_\_

Date: \_\_\_\_\_

JV Member's Name \_\_\_\_\_

Tender No. \_\_\_\_\_

Tender title: \_\_\_\_\_

Similar Contract No..	Information			
Contract Identification				
Award date				
Completion date				
Role in Contract	Prime Contractor <input type="checkbox"/>	Member in JV <input type="checkbox"/>	Management Contractor <input type="checkbox"/>	Sub-Contractor <input type="checkbox"/>
Total Contract Amount				Kenya Shillings
If member in a JV or sub-contractor, specify participation in total Contract amount				
Procuring Entity's Name:				
Address:				
Telephone/fax number				
E-mail:				
Description of the similarity in accordance with Sub-Factor 4.2(b) of Section III:				
1. Amount				

PERFORMANCE BASED CONTRACT FOR MAINTENANCE OF SULTAN HAMUD -  
MAKINDU (A8) ROAD

2. Physical size of required Works and Services items	
3. Complexity	
4. Methods/Technology	
5. Construction rate for key activities	
6. Other Characteristics	

**FORM EXP - 4.2(B): CONSTRUCTION EXPERIENCE IN KEY ACTIVITIES**

Tenderer's Name:

Date:

Tenderer's  JV  Member  Name:

Sub-contractor's Name (as per ITT 33.2):

Tender No. \_\_\_\_\_

Tender title: \_\_\_\_\_

All Sub-contractors for key activities must complete the information in this form as per ITT 33.2 and Section III, Qualification Criteria and Requirements, Sub-Factor 4.2.

1. Key Activity No. One: \_\_\_\_\_

	<b>Information</b>			
Contract Identification				
Award date				
Completion date				
Role in Contact	Prime Contractor <input type="checkbox"/>	Member in JV <input type="checkbox"/>	Management Contractor <input type="checkbox"/>	Sub-Contractor <input type="checkbox"/>
Total Contract Amount				Kenya Shillings
Quantity (Volume, number or rate of production, as applicable) performed under the contract per year or part of the year	Total quantity in the contract (i)	Percentage participation (ii)	Actual Quantity Performed (i)*(ii)	
Year 1				

PERFORMANCE BASED CONTRACT FOR MAINTENANCE OF SULTAN HAMUD -  
 MAKINDU (A8) ROAD

Year 2			
Year 3			
Year 4			
Procuring Entity's Name: Address: Telephone/fax number E-mail:			
Information			
Description of key activities in accordance with Sub-Factor 4.2(b) of Section III:			

*If applicable*

2 Activity No. Two

3. ....

## **TECHNICAL PROPOSAL**

The Tenderer's Technical Proposal shall include the following elements:

SCHEDULE A. Projected Cash Flow

SCHEDULE B. Site Organizations

SCHEDULE C. Sub-contractors

SCHEDULE D. Contractor's Equipment

SCHEDULE E. Initial Tentative Program of Performance

SCHEDULE F. Key Personnel Proposed

SCHEDULE G. PART I. SCHEDULE OF MATERIALS; -BASIC PRICES

PART II. SCHEDULE OF RATES DERIVATION

SCHEDULE H. BASIC PRICES FOR MATERIALS AND LABOUR

Instructions on how to present the various schedules of the Technical Proposal are given on the following pages



**SCHEDULE A**

**Projected Cash Flow**

- 1) Tenderers shall tabulate below estimates, based on their preliminary work programme, of:
  - a) On the expenditure side, the value of the work which will be carried out;
  - b) On the revenue side, the net payments to which they will become entitled with due allowance for the advance payment and repayment, materials prepayments, and retention money, but excluding price adjustments for rise and fall and provisional sums for emergency works.
  - c) The projected net cash flow during the contract period.
  
- 2) The prospective successful Tenderer may be required to submit full details to substantiate his estimates.
  
- 3)

Period (Months)	Cost of Maintenance Services	Cost of Rehabilitation and Improvement Works	Net Payment to be received	Net Cash flow
1-6				
7-12				
13-18				
19-24				
25-30				
31-36				
ETC				

## **SCHEDULE B**

### **Site Organization**

Tenderers shall give below full particulars of the organization they propose to establish, direct, and administer the performance of the Contract. In particular, Tenderers shall indicate the location of site camps and the resources they intend to allocate to Self-Control Units for planning and monitoring purposes.

1. SITE ORGANIZATION CHART
  - i. ORGANOGRAM
  - ii. SITE ORGANIZATION LAYOUTS
  - iii. SITE LOCATION MAP
2. NARRATIVE DESCRIPTION OF SITE ORGANIZATION CHART

## SCHEDULE C

### SUB-CONTRACTORS / PARTNERS

Tenderers shall list below those parts of the Works and Services which they propose to subcontract, and state the approximate value of those parts and the names and addresses of the proposed subcontractors, if those are known at Tendering stage. Tenderers shall also list other business partners involved in the execution of the contract and their respective roles and responsibilities.

Part of Works / Services:

Approximate value:

Name and address of proposed subcontractor / partner:

Part of Works / Services: Approximate value:

Name and address of proposed subcontractor / partner:

Part of Works / Services: Approximate value:

Name and address of proposed subcontractor / partner:

Part of Works / Services: Approximate value:

Name and address of proposed subcontractor / partner:

**SCHEDULE D**

**Contractor’s Equipment Form EQU**

The Tenderer shall provide adequate information to demonstrate clearly that it has the capability to meet the requirements for the key equipment listed in Section III, Evaluation and Qualification Criteria. A separate Form shall be prepared for each item of equipment listed in Section B (Technical Evaluation) of Qualification Form/Criteria

Equipment information and current status for equipment leased from government agencies including MTF may be omitted

<b>Item of equipment</b>		
Equipment information	Name of manufacturer	Model and power rating
	Capacity	Year of manufacture
Current Status	Current Location	
	Details of current commitments	
Source	Indicate source of equipment <input type="checkbox"/> Owned <input type="checkbox"/> Rented <input type="checkbox"/> Leased <input type="checkbox"/> Specially manufactured	

Omit the following information for equipment owned by the Tenderer.

Owner	Name of owner	
	Address of owner	
	Telephone	Contact name and title
	Fax	
Agreements	Details of rental/ lease/ manufacture agreements specific to the project	

## **SCHEDULE E**

### **Initial Tentative Program of Performance**

To demonstrate a clear understanding of the requirements of the Contract, Tenderers shall provide the following:

- i) A bar chart sub-divided into sections for each road showing the major activities to be carried out for Maintenance Services, Rehabilitation Works and Improvement Works, if any. The activities shall be shown against time, with linkages shown between related/sequential activities as far as possible and appropriate.
- ii) A bar chart or schedule showing the usage of major plant, including those listed in Schedule D (Contractor's Equipment).

**SCHEDULE F**

**Form PER -1 Key Personnel Schedule**

Tenderers should provide the names and details of the suitably qualified Key Personnel to perform the Contract. The data on their experience should be supplied using the Form PER-2 below for each candidate.

**Key Personnel**

<b>1.</b>	<b>Title of position: Site Agent</b>	
	<b>Name of candidate:</b>	
	<b>Duration of appointment:</b>	<i>[insert the whole period (start and end dates) for which this position will be engaged]</i>
	<b>Time commitment for this position:</b>	<i>[insert the number of days/weeks/months that has been scheduled for this position]</i>
	<b>Expected time schedule for this position:</b>	<b><i>Full time site presence</i></b>
<b>2.</b>	<b>Title of position: Foreman</b>	
	<b>Name of candidate:</b>	
	<b>Duration of appointment:</b>	<i>[insert the whole period (start and end dates) for which this position will be engaged]</i>
	<b>Time commitment for this position:</b>	<i>[insert the number of days/weeks/months that has been scheduled for this position]</i>
	<b>Expected time schedule for this position:</b>	<b><i>Full time site presence</i></b>

Countersignature of authorized representative of the Tenderer:

Signature:

Date: (day month year):

**Form PER -2**

**Resume and Declaration – Key Personnel** (*Resume to be provided in this format*)

<b>Name of Tenderer</b>
-------------------------

<b>Position [1]:</b> <i>[title of position from Form PER-1]</i>		
<b>Personnel information</b>	<b>Name:</b>	<b>Date of birth:</b>
	<b>Address:</b>	<b>E-mail:</b>
	<b>Professional qualifications:</b>	
	<b>Academic qualifications:</b>	
	<b>Language proficiency:</b> <i>[language and levels of speaking, reading and writing skills]</i>	
<b>Details</b>	<b>Address of Tendering Entity:</b>	
	<b>Telephone:</b>	<b>Contact (manager/personnel officer):</b>
	<b>Fax:</b>	
	<b>Job title:</b>	<b>Years with present Tendering Entity:</b>

Summarize professional experience in reverse chronological order. Indicate particular technical and managerial experience relevant to the project.

<b>Project</b>	<b>Role</b>	<b>Duration of involvement</b>	<b>Relevant experience</b>
<i>[main project details]</i>	<i>[role and responsibilities on the project]</i>	<i>[time in role]</i>	<i>[describe the experience relevant to this position]</i>

**Declaration**

I, the undersigned Key Personnel, certify that to the best of my knowledge and belief, the information contained in this Form PER -2 correctly describes myself, my qualifications and my experience.

PERFORMANCE BASED CONTRACT FOR MAINTENANCE OF SULTAN HAMUD - MAKINDU (A8) ROAD

I confirm that I am available as certified in the following table and throughout the expected time schedule for this position as provided in the Tender:

<b>Commitment</b>	<b>Details</b>
Commitment to duration of contract:	<i>[insert period (start and end dates) for which this Key Personnel is available to work on this contract]</i>
Time commitment:	<i>[insert the number of days/weeks/months that this Key Personnel will be engaged]</i>

I understand that any misrepresentation or omission in this Form may:

- a) be taken into consideration during Tender evaluation;
- b) my disqualification from participating in the Tender;
- c) my dismissal from the contract.

Name of Key Personnel: *[insert name]*

Signature:

\_\_\_\_\_

Date: (day month year):

\_\_\_\_\_

Countersignature of authorized representative of the Tenderer:

Signature:

\_\_\_\_\_

Date: (day month year):

\_\_\_\_\_



**SCHEDULE G**

**PART I. SCHEDULE OF MATERIALS; -BASIC PRICES**

ITEM NO	DESCRIPTION	NAME OF SUPPLIER	COUNTRY OF ORIGIN	UNIT	BASE Price KSHS.
1.	Cut-back Bitumen MC 30 in bulk			Litre	
2.	Cut-back Bitumen MC 30 in drums			Litre	
3.	80/100 penetration grade bitumen			Litre	
4.	60/70 penetration grade bitumen			Litre	
5.	Bitumen Emulsion K1-60 in bulk			Litre	
6.	Bitumen Emulsion K1-60 in drums			Litre	
7.	Petrol, Regular Grade			Litre	
8.	Petrol, Premium/Super Grade			Litre	
9.	Automotive Diesel Fuel			Litre	
10.	Industrial Diesel Oil			Litre	
11.	Industrial Fuel Oil			Litre	
12.	Kerosene Fuel			Litre	
13.	Cement			Tonne	
14.	Flex beam Guardrail			Metre	
15.	Gabion Mesh			M <sup>2</sup>	
16.	Reinforcing Steel			Tonne	

**Notes:**

Prices of imported materials to be quoted CIF Mombasa or Nairobi as appropriate depending on whether materials are imported by the tenderer directly or through a local agent.

I certify that the above information is correct

.....  
(Title)

.....  
(Signature)

.....  
(Date)

**PART II. SCHEDULE OF RATES DERIVATION**

*A Sample Schedule to guide bidders on filling the schedule in the next section.*

<b>Form for Detailed Breakdown of Cost Comparison</b>																																
<b>Bill item No.</b>	16-80-001																															
<b>Description</b>	Provide, lay and roll asphalt concrete type 1 (bitumen content 5-6% by weight) as pothole patching and regulation - hot mix.																															
<b>Units</b>	M <sup>3</sup>	(Assumed production is 160m <sup>3</sup> per day)																														
<b>Quantity</b>	4,680																															
<b>Rate build up</b>																																
a) Direct cost (DC)	i) Unit work Price	1) Material Cost																														
		<table border="1" style="width: 100%; border-collapse: collapse;"> <thead> <tr> <th>Description</th> <th>Units</th> <th>Quantity</th> <th>Market Price</th> <th>Amount</th> </tr> </thead> <tbody> <tr> <td>AC Type 1</td> <td>M<sup>3</sup></td> <td>1</td> <td>20,900.00</td> <td>20,900.00</td> </tr> <tr> <td colspan="4"><b>Sub Total For Material</b></td> <td><b>20,900.00</b></td> </tr> </tbody> </table>			Description	Units	Quantity	Market Price	Amount	AC Type 1	M <sup>3</sup>	1	20,900.00	20,900.00	<b>Sub Total For Material</b>				<b>20,900.00</b>													
Description	Units	Quantity	Market Price	Amount																												
AC Type 1	M <sup>3</sup>	1	20,900.00	20,900.00																												
<b>Sub Total For Material</b>				<b>20,900.00</b>																												
		2) Labour Price																														
		<table border="1" style="width: 100%; border-collapse: collapse;"> <thead> <tr> <th>Personnel</th> <th>No. Required</th> <th>Rate /day</th> <th>Amount</th> </tr> </thead> <tbody> <tr> <td>Skilled Labour overseer</td> <td>2</td> <td>1,800.00</td> <td>22.50</td> </tr> <tr> <td>Skilled Labour - Operator</td> <td>6</td> <td>2,045.00</td> <td>76.69</td> </tr> <tr> <td>Artisans Grade II</td> <td>12</td> <td>1,612.00</td> <td>120.90</td> </tr> <tr> <td>Unskilled labour</td> <td>15</td> <td>873.00</td> <td>81.84</td> </tr> <tr> <td colspan="3"><b>Sub Total For Labor</b></td> <td><b>301.93</b></td> </tr> <tr> <td colspan="2">Productivity ratio</td> <td colspan="2"></td> </tr> </tbody> </table>			Personnel	No. Required	Rate /day	Amount	Skilled Labour overseer	2	1,800.00	22.50	Skilled Labour - Operator	6	2,045.00	76.69	Artisans Grade II	12	1,612.00	120.90	Unskilled labour	15	873.00	81.84	<b>Sub Total For Labor</b>			<b>301.93</b>	Productivity ratio			
Personnel	No. Required	Rate /day	Amount																													
Skilled Labour overseer	2	1,800.00	22.50																													
Skilled Labour - Operator	6	2,045.00	76.69																													
Artisans Grade II	12	1,612.00	120.90																													
Unskilled labour	15	873.00	81.84																													
<b>Sub Total For Labor</b>			<b>301.93</b>																													
Productivity ratio																																
		3) Machinery																														
		<table border="1" style="width: 100%; border-collapse: collapse;"> <thead> <tr> <th>Machinery type</th> <th>No. Required</th> <th>Rate /day</th> <th>Amount</th> <th>Hired/Owned</th> </tr> </thead> <tbody> <tr> <td> </td> <td> </td> <td> </td> <td> </td> <td> </td> </tr> </tbody> </table>			Machinery type	No. Required	Rate /day	Amount	Hired/Owned																							
Machinery type	No. Required	Rate /day	Amount	Hired/Owned																												

PERFORMANCE BASED CONTRACT FOR MAINTENANCE OF SULTAN HAMUD - MAKINDU (A8) ROAD

	Roller	1	38,720.00	242.00	Hired
	PTR	1	29,200.00	182.50	Hired
	Air Compressor	1	9,625.00	60.16	Hired
	Bitumen Sprayer H/Operated	1	4,400.00	27.50	Hired
	AC Paver	1	50,504.00	315.65	Hired
	<b>Sub Total for Machinery</b>			<b>827.81</b>	
	Productivity ratio				
	Sub-total of unit price				
	Sum (1+2+3)	<b>22,029.74</b>			
	ii) Haulage Cost				
	1,104.49				
	Sub-totals of DC				
	23,131.22				
	b) Indirect Cost				
	2,313.12				
	c) Overheads and Profits				
	6,939.37				
	<b>Total Cost</b>				
	Sum (a+b+c)				
	Forwarded to the BoQ (16-80-001)				
	<b>32,383.71</b>				

**Notes:**

- Attach current (at least 28 days before tender opening date) proof of cost of materials e.g., pro forma invoices/quotations (cement, bitumen, etc.)
- This form has been based on the principles of Cost Estimation Manual. The Cost Estimation Manual may be downloaded from the following website: <https://krb.go.ke/downloads/>

I certify that the above information is correct

.....

(Title)

.....

(Signature)

.....

(Date & Official Stamp)

<b>Form for Detailed Breakdown of Cost Comparison</b>						
<b>Bill item No.</b>	07-60-002					
<b>Description</b>	Provide and place gabion boxes and mattresses as specified or as directed by the Engineer					
<b>Units</b>	M <sup>2</sup>					
<b>Quantity</b>	2,510.00					
<b>Rate build up</b>						
<i>a) Direct cost (DC)</i>	i) Unit work Price	1) Material Cost				
		Description	Units	Quantity	Market Price	Amount
	<b>Sub Total For Material</b>					
		2) Labour Price				
		Personnel	No. Required	Rate /day	Amount	
<b>Sub Total For Labor</b>						
	Productivity ratio					
	3) Machinery					
	Machinery type	No. Required	Rate /day	Amount	Hired/ Owned	
<b>Sub Total for Machinery</b>						
	Productivity ratio					
	Sub-total of unit price					
	Sum (1+2+3)					
	ii) Haulage Cost					
Sub-totals of DC						
<i>b) Indirect Cost</i>						
<i>c) Overheads and Profits</i>						
<b>Total Cost</b>						
Sum (a+b+c)						
Forwarded to BoQ item 07-60-002						

<b>Form for Detailed Breakdown of Cost Comparison</b>							
<b>Bill item No.</b>	07-60-006						
<b>Description</b>	Provide and place rock fill to gabions and mattresses						
<b>Units</b>	M <sup>2</sup>						
<b>Quantity</b>	460.00						
<b>Rate build up</b>							
<i>a) Direct cost (DC)</i>	i) Unit work Price	1) Material Cost					
			Description	Units	Quantity	Market Price	Amount
			<b><i>Sub Total For Material</i></b>				
			2) Labour Price				
			Personnel	No. Required	Rate /day	Amount	
			<b><i>Sub Total For Labor</i></b>				
			Productivity ratio				
		3) Machinery					
		Machinery type	No. Required	Rate /day	Amount	Hired/ Owned	
		<b><i>Sub Total for Machinery</i></b>					
		Productivity ratio					
		Sub-total of unit price					
		Sum (1+2+3)					
		ii) Haulage Cost					
		Sub-totals of DC					
		<i>b) Indirect Cost</i>					
		<i>c) Overheads and Profits</i>					
		<b>Total Cost</b>					
		Sum (a+b+c)					
		Forwarded to BoQ item					
		07-60-006					

<b>Form for Detailed Breakdown of Cost Comparison</b>																																		
<b>Bill item No.</b>	08-60-043																																	
<b>Description</b>	Provide, place and compact class 20/20 concrete reinforced with A142 BRC Mesh for drainage structures of any description and size																																	
<b>Units</b>	M <sup>3</sup>																																	
<b>Quantity</b>	160.00																																	
<b>Rate build up</b>																																		
a) <i>Direct cost (DC)</i>		1) Material Cost																																
i) Unit work Price		<table border="1" style="width: 100%; border-collapse: collapse;"> <thead> <tr> <th style="width: 30%;">Description</th> <th style="width: 15%;">Units</th> <th style="width: 15%;">Quantity</th> <th style="width: 15%;">Market Price</th> <th style="width: 25%;">Amount</th> </tr> </thead> <tbody> <tr><td> </td><td> </td><td> </td><td> </td><td> </td></tr> <tr><td> </td><td> </td><td> </td><td> </td><td> </td></tr> <tr><td> </td><td> </td><td> </td><td> </td><td> </td></tr> <tr><td> </td><td> </td><td> </td><td> </td><td> </td></tr> <tr> <td colspan="4"><b>Sub Total For Material</b></td> <td> </td> </tr> </tbody> </table>			Description	Units	Quantity	Market Price	Amount																					<b>Sub Total For Material</b>				
Description	Units	Quantity	Market Price	Amount																														
<b>Sub Total For Material</b>																																		
		2) Labour Price																																
		<table border="1" style="width: 100%; border-collapse: collapse;"> <thead> <tr> <th style="width: 30%;">Personnel</th> <th style="width: 15%;">No. Required</th> <th style="width: 15%;">Rate /day</th> <th style="width: 40%;">Amount</th> </tr> </thead> <tbody> <tr><td> </td><td> </td><td> </td><td> </td></tr> <tr><td> </td><td> </td><td> </td><td> </td></tr> <tr><td> </td><td> </td><td> </td><td> </td></tr> <tr><td> </td><td> </td><td> </td><td> </td></tr> <tr> <td colspan="3"><b>Sub Total For Labor</b></td> <td> </td> </tr> <tr> <td colspan="2">Productivity ratio</td> <td colspan="2"> </td> </tr> </tbody> </table>			Personnel	No. Required	Rate /day	Amount																	<b>Sub Total For Labor</b>				Productivity ratio					
Personnel	No. Required	Rate /day	Amount																															
<b>Sub Total For Labor</b>																																		
Productivity ratio																																		
		3) Machinery																																
		<table border="1" style="width: 100%; border-collapse: collapse;"> <thead> <tr> <th style="width: 25%;">Machinery type</th> <th style="width: 15%;">No. Required</th> <th style="width: 15%;">Rate /day</th> <th style="width: 20%;">Amount</th> <th style="width: 25%;">Hired/ Owned</th> </tr> </thead> <tbody> <tr><td> </td><td> </td><td> </td><td> </td><td> </td></tr> <tr><td> </td><td> </td><td> </td><td> </td><td> </td></tr> <tr><td> </td><td> </td><td> </td><td> </td><td> </td></tr> <tr> <td colspan="4"><b>Sub Total for Machinery</b></td> <td> </td> </tr> <tr> <td colspan="2">Productivity ratio</td> <td colspan="3"> </td> </tr> </tbody> </table>			Machinery type	No. Required	Rate /day	Amount	Hired/ Owned																<b>Sub Total for Machinery</b>					Productivity ratio				
Machinery type	No. Required	Rate /day	Amount	Hired/ Owned																														
<b>Sub Total for Machinery</b>																																		
Productivity ratio																																		
Sub-total of unit price																																		
Sum (1+2+3)																																		
ii) Haulage Cost																																		
Sub-totals of DC																																		
b) <i>Indirect Cost</i>																																		
c) <i>Overheads and Profits</i>																																		
<b>Total Cost</b>																																		
Sum (a+b+c)																																		
Forwarded to BoQ item 08-60-043																																		

<b>Form for Detailed Breakdown of Cost Comparison</b>																															
<b>Bill item No.</b>	08-70-052																														
<b>Description</b>	Provide, place and compact class 25/20 concrete to beds, surrounds and haunches																														
<b>Units</b>	M <sup>3</sup>																														
<b>Quantity</b>	110.00																														
<b>Rate build up</b>																															
<i>a) Direct cost (DC)</i>	i) Unit work Price      1) Material Cost																														
	<table border="1" style="width: 100%; border-collapse: collapse;"> <thead> <tr> <th style="width: 40%;">Description</th> <th style="width: 10%;">Units</th> <th style="width: 10%;">Quantity</th> <th style="width: 10%;">Market Price</th> <th style="width: 10%;">Amount</th> </tr> </thead> <tbody> <tr><td> </td><td> </td><td> </td><td> </td><td> </td></tr> <tr><td> </td><td> </td><td> </td><td> </td><td> </td></tr> <tr><td> </td><td> </td><td> </td><td> </td><td> </td></tr> <tr><td> </td><td> </td><td> </td><td> </td><td> </td></tr> <tr> <td colspan="4" style="text-align: right;"><b><i>Sub Total For Material</i></b></td> <td> </td> </tr> </tbody> </table>	Description	Units	Quantity	Market Price	Amount																					<b><i>Sub Total For Material</i></b>				
Description	Units	Quantity	Market Price	Amount																											
<b><i>Sub Total For Material</i></b>																															
	2) Labour Price																														
	<table border="1" style="width: 100%; border-collapse: collapse;"> <thead> <tr> <th style="width: 30%;">Personnel</th> <th style="width: 15%;">No. Required</th> <th style="width: 15%;">Rate /day</th> <th style="width: 10%;">Amount</th> </tr> </thead> <tbody> <tr><td> </td><td> </td><td> </td><td> </td></tr> <tr><td> </td><td> </td><td> </td><td> </td></tr> <tr><td> </td><td> </td><td> </td><td> </td></tr> <tr><td> </td><td> </td><td> </td><td> </td></tr> <tr> <td colspan="3" style="text-align: right;"><b><i>Sub Total For Labor</i></b></td> <td> </td> </tr> <tr> <td>Productivity ratio</td> <td colspan="3"> </td> </tr> </tbody> </table>	Personnel	No. Required	Rate /day	Amount																	<b><i>Sub Total For Labor</i></b>				Productivity ratio					
Personnel	No. Required	Rate /day	Amount																												
<b><i>Sub Total For Labor</i></b>																															
Productivity ratio																															
	3) Machinery																														
	<table border="1" style="width: 100%; border-collapse: collapse;"> <thead> <tr> <th style="width: 25%;">Machinery type</th> <th style="width: 15%;">No. Required</th> <th style="width: 15%;">Rate /day</th> <th style="width: 10%;">Amount</th> <th style="width: 10%;">Hired/ Owned</th> </tr> </thead> <tbody> <tr><td> </td><td> </td><td> </td><td> </td><td> </td></tr> <tr><td> </td><td> </td><td> </td><td> </td><td> </td></tr> <tr><td> </td><td> </td><td> </td><td> </td><td> </td></tr> <tr> <td colspan="4" style="text-align: right;"><b><i>Sub Total for Machinery</i></b></td> <td> </td> </tr> <tr> <td>Productivity ratio</td> <td colspan="4"> </td> </tr> </tbody> </table>	Machinery type	No. Required	Rate /day	Amount	Hired/ Owned																<b><i>Sub Total for Machinery</i></b>					Productivity ratio				
Machinery type	No. Required	Rate /day	Amount	Hired/ Owned																											
<b><i>Sub Total for Machinery</i></b>																															
Productivity ratio																															
	<table border="1" style="width: 100%; border-collapse: collapse;"> <tr> <td style="width: 50%;">Sub-total of unit price</td> <td> </td> </tr> <tr> <td>Sum (1+2+3)</td> <td> </td> </tr> </table>	Sub-total of unit price		Sum (1+2+3)																											
Sub-total of unit price																															
Sum (1+2+3)																															
	ii) Haulage Cost <input style="width: 100px;" type="text"/>																														
Sub-totals of DC	<input style="width: 100%;" type="text"/>																														
<i>b) Indirect Cost</i>	<input style="width: 100%;" type="text"/>																														
<i>c) Overheads and Profits</i>	<input style="width: 100%;" type="text"/>																														
<b>Total Cost</b> Sum (a+b+c) Forwarded to BoQ item 08-70-052	<input style="width: 100%;" type="text"/>																														

<b>Form for Detailed Breakdown of Cost Comparison</b>																																																																																																				
<b>Bill item No.</b>	16-70-001																																																																																																			
<b>Description</b>	Provide, transport, lay and compact DBM for base as directed by the Engineer																																																																																																			
<b>Units</b>	M <sup>3</sup>																																																																																																			
<b>Quantity</b>	170.00																																																																																																			
<b>Rate build up</b>																																																																																																				
<i>a) Direct cost (DC)</i>	<div style="display: flex; justify-content: space-between;"> <div style="width: 45%;">                     i) Unit work Price                 </div> <div style="width: 45%;">                     1) Material Cost                 </div> </div> <table border="1" style="width: 100%; border-collapse: collapse; margin-top: 5px;"> <thead> <tr> <th style="width: 25%;">Description</th> <th style="width: 15%;">Units</th> <th style="width: 15%;">Quantity</th> <th style="width: 15%;">Market Price</th> <th style="width: 30%;">Amount</th> </tr> </thead> <tbody> <tr><td> </td><td> </td><td> </td><td> </td><td> </td></tr> <tr><td> </td><td> </td><td> </td><td> </td><td> </td></tr> <tr><td> </td><td> </td><td> </td><td> </td><td> </td></tr> <tr><td> </td><td> </td><td> </td><td> </td><td> </td></tr> <tr> <td colspan="4" style="text-align: right;"><b><i>Sub Total For Material</i></b></td> <td> </td> </tr> </tbody> </table> <div style="display: flex; justify-content: space-between; margin-top: 5px;"> <div style="width: 45%;">                     2) Labour Price                 </div> <div style="width: 45%;">                     3) Machinery                 </div> </div> <table border="1" style="width: 100%; border-collapse: collapse; margin-top: 5px;"> <thead> <tr> <th style="width: 25%;">Personnel</th> <th style="width: 15%;">No. Required</th> <th style="width: 15%;">Rate /day</th> <th style="width: 15%;">Amount</th> <th style="width: 30%;"> </th> </tr> </thead> <tbody> <tr><td> </td><td> </td><td> </td><td> </td><td> </td></tr> <tr><td> </td><td> </td><td> </td><td> </td><td> </td></tr> <tr><td> </td><td> </td><td> </td><td> </td><td> </td></tr> <tr><td> </td><td> </td><td> </td><td> </td><td> </td></tr> <tr> <td colspan="4" style="text-align: right;"><b><i>Sub Total For Labor</i></b></td> <td> </td> </tr> <tr> <td>Productivity ratio</td> <td colspan="4"> </td> </tr> </tbody> </table> <table border="1" style="width: 100%; border-collapse: collapse; margin-top: 5px;"> <thead> <tr> <th style="width: 25%;">Machinery type</th> <th style="width: 15%;">No. Required</th> <th style="width: 15%;">Rate /day</th> <th style="width: 15%;">Amount</th> <th style="width: 30%;">Hired/ Owned</th> </tr> </thead> <tbody> <tr><td> </td><td> </td><td> </td><td> </td><td> </td></tr> <tr><td> </td><td> </td><td> </td><td> </td><td> </td></tr> <tr><td> </td><td> </td><td> </td><td> </td><td> </td></tr> <tr> <td colspan="4" style="text-align: right;"><b><i>Sub Total for Machinery</i></b></td> <td> </td> </tr> <tr> <td>Productivity ratio</td> <td colspan="4"> </td> </tr> </tbody> </table> <div style="margin-top: 5px;"> <table border="1" style="width: 100%; border-collapse: collapse;"> <tr> <td style="width: 45%;">Sub-total of unit price</td> <td> </td> </tr> <tr> <td>Sum (1+2+3)</td> <td> </td> </tr> </table> </div> <div style="margin-top: 5px;">                     ii) Haulage Cost <input style="width: 100px;" type="text"/> </div>	Description	Units	Quantity	Market Price	Amount																					<b><i>Sub Total For Material</i></b>					Personnel	No. Required	Rate /day	Amount																						<b><i>Sub Total For Labor</i></b>					Productivity ratio					Machinery type	No. Required	Rate /day	Amount	Hired/ Owned																<b><i>Sub Total for Machinery</i></b>					Productivity ratio					Sub-total of unit price		Sum (1+2+3)	
Description	Units	Quantity	Market Price	Amount																																																																																																
<b><i>Sub Total For Material</i></b>																																																																																																				
Personnel	No. Required	Rate /day	Amount																																																																																																	
<b><i>Sub Total For Labor</i></b>																																																																																																				
Productivity ratio																																																																																																				
Machinery type	No. Required	Rate /day	Amount	Hired/ Owned																																																																																																
<b><i>Sub Total for Machinery</i></b>																																																																																																				
Productivity ratio																																																																																																				
Sub-total of unit price																																																																																																				
Sum (1+2+3)																																																																																																				
Sub-totals of DC	<input style="width: 100%;" type="text"/>																																																																																																			
<i>b) Indirect Cost</i>	<input style="width: 100%;" type="text"/>																																																																																																			
<i>c) Overheads and Profits</i>	<input style="width: 100%;" type="text"/>																																																																																																			
<b>Total Cost</b> Sum (a+b+c) Forwarded to BoQ item 16-70-001	<input style="width: 100%;" type="text"/>																																																																																																			



PERFORMANCE BASED CONTRACT FOR MAINTENANCE OF SULTAN HAMUD - MAKINDU (A8) ROAD

<b>Form for Detailed Breakdown of Cost Comparison</b>																																		
<b>Bill item No.</b>	<b>16-80-001</b>																																	
<b>Description</b>	Provide, lay and roll asphalt concrete type 1 (bitumen content 5-6% by weight) as directed by the Engineer																																	
<b>Units</b>	M <sup>3</sup>																																	
<b>Quantity</b>	530.00																																	
<b>Rate build up</b>																																		
<i>a) Direct cost (DC)</i>	i) Unit work Price	1) Material Cost																																
		<table border="1" style="width: 100%; border-collapse: collapse;"> <thead> <tr> <th>Description</th> <th>Units</th> <th>Quantity</th> <th>Market Price</th> <th>Amount</th> </tr> </thead> <tbody> <tr><td> </td><td> </td><td> </td><td> </td><td> </td></tr> <tr><td> </td><td> </td><td> </td><td> </td><td> </td></tr> <tr><td> </td><td> </td><td> </td><td> </td><td> </td></tr> <tr><td> </td><td> </td><td> </td><td> </td><td> </td></tr> <tr> <td colspan="4"><b><i>Sub Total For Material</i></b></td> <td> </td> </tr> </tbody> </table>	Description	Units	Quantity	Market Price	Amount																					<b><i>Sub Total For Material</i></b>						
Description	Units	Quantity	Market Price	Amount																														
<b><i>Sub Total For Material</i></b>																																		
		2) Labour Price																																
		<table border="1" style="width: 100%; border-collapse: collapse;"> <thead> <tr> <th>Personnel</th> <th>No. Required</th> <th>Rate /day</th> <th>Amount</th> </tr> </thead> <tbody> <tr><td> </td><td> </td><td> </td><td> </td></tr> <tr><td> </td><td> </td><td> </td><td> </td></tr> <tr><td> </td><td> </td><td> </td><td> </td></tr> <tr><td> </td><td> </td><td> </td><td> </td></tr> <tr> <td colspan="3"><b><i>Sub Total For Labor</i></b></td> <td> </td> </tr> <tr> <td>Productivity ratio</td> <td colspan="3"> </td> </tr> </tbody> </table>	Personnel	No. Required	Rate /day	Amount																	<b><i>Sub Total For Labor</i></b>				Productivity ratio							
Personnel	No. Required	Rate /day	Amount																															
<b><i>Sub Total For Labor</i></b>																																		
Productivity ratio																																		
		3) Machinery																																
		<table border="1" style="width: 100%; border-collapse: collapse;"> <thead> <tr> <th>Machinery type</th> <th>No. Required</th> <th>Rate /day</th> <th>Amount</th> <th>Hired/ Owned</th> </tr> </thead> <tbody> <tr><td> </td><td> </td><td> </td><td> </td><td> </td></tr> <tr><td> </td><td> </td><td> </td><td> </td><td> </td></tr> <tr><td> </td><td> </td><td> </td><td> </td><td> </td></tr> <tr> <td colspan="4"><b><i>Sub Total for Machinery</i></b></td> <td> </td> </tr> <tr> <td>Productivity ratio</td> <td colspan="4"> </td> </tr> </tbody> </table>	Machinery type	No. Required	Rate /day	Amount	Hired/ Owned																<b><i>Sub Total for Machinery</i></b>					Productivity ratio						
Machinery type	No. Required	Rate /day	Amount	Hired/ Owned																														
<b><i>Sub Total for Machinery</i></b>																																		
Productivity ratio																																		
		<table border="1" style="width: 100%; border-collapse: collapse;"> <tr><td colspan="2">Sub-total of unit price</td></tr> <tr><td colspan="2">Sum (1+2+3)</td></tr> </table>	Sub-total of unit price		Sum (1+2+3)																													
Sub-total of unit price																																		
Sum (1+2+3)																																		
		ii) Haulage Cost																																
<b>Sub-totals of DC</b>																																		
<i>b) Indirect Cost</i>																																		
<i>c) Overheads and Profits</i>																																		
<b>Total Cost</b>																																		
Sum (a+b+c)																																		
Forwarded to BoQ item 16-80-001																																		

<b>Form for Detailed Breakdown of Cost Comparison</b>																																	
<b>Bill item No.</b>	16-80-003																																
<b>Description</b>	Provide and spray K-160 as tack coat at a rate of 0.8-1.0 L/sq meter as directed by the Engineer																																
<b>Units</b>	L																																
<b>Quantity</b>	9,500.00																																
<b>Rate build up</b>																																	
<i>a) Direct cost (DC)</i>	i) Unit work Price	1) Material Cost																															
		<table border="1" style="width: 100%; border-collapse: collapse;"> <thead> <tr> <th>Description</th> <th>Units</th> <th>Quantity</th> <th>Market Price</th> <th>Amount</th> </tr> </thead> <tbody> <tr><td> </td><td> </td><td> </td><td> </td><td> </td></tr> <tr><td> </td><td> </td><td> </td><td> </td><td> </td></tr> <tr><td> </td><td> </td><td> </td><td> </td><td> </td></tr> <tr><td> </td><td> </td><td> </td><td> </td><td> </td></tr> <tr> <td colspan="4"><b>Sub Total For Material</b></td> <td> </td> </tr> </tbody> </table>	Description	Units	Quantity	Market Price	Amount																					<b>Sub Total For Material</b>					
Description	Units	Quantity	Market Price	Amount																													
<b>Sub Total For Material</b>																																	
		2) Labour Price																															
		<table border="1" style="width: 100%; border-collapse: collapse;"> <thead> <tr> <th>Personnel</th> <th>No. Required</th> <th>Rate /day</th> <th>Amount</th> </tr> </thead> <tbody> <tr><td> </td><td> </td><td> </td><td> </td></tr> <tr><td> </td><td> </td><td> </td><td> </td></tr> <tr><td> </td><td> </td><td> </td><td> </td></tr> <tr><td> </td><td> </td><td> </td><td> </td></tr> <tr> <td colspan="3"><b>Sub Total For Labor</b></td> <td> </td> </tr> <tr> <td>Productivity ratio</td> <td colspan="3"> </td> </tr> </tbody> </table>	Personnel	No. Required	Rate /day	Amount																	<b>Sub Total For Labor</b>				Productivity ratio						
Personnel	No. Required	Rate /day	Amount																														
<b>Sub Total For Labor</b>																																	
Productivity ratio																																	
		3) Machinery																															
		<table border="1" style="width: 100%; border-collapse: collapse;"> <thead> <tr> <th>Machinery type</th> <th>No. Required</th> <th>Rate /day</th> <th>Amount</th> <th>Hired/ Owned</th> </tr> </thead> <tbody> <tr><td> </td><td> </td><td> </td><td> </td><td> </td></tr> <tr><td> </td><td> </td><td> </td><td> </td><td> </td></tr> <tr><td> </td><td> </td><td> </td><td> </td><td> </td></tr> <tr> <td colspan="4"><b>Sub Total for Machinery</b></td> <td> </td> </tr> <tr> <td>Productivity ratio</td> <td colspan="4"> </td> </tr> </tbody> </table>	Machinery type	No. Required	Rate /day	Amount	Hired/ Owned																<b>Sub Total for Machinery</b>					Productivity ratio					
Machinery type	No. Required	Rate /day	Amount	Hired/ Owned																													
<b>Sub Total for Machinery</b>																																	
Productivity ratio																																	
		Sub-total of unit price																															
		Sum (1+2+3)																															
	ii) Haulage Cost																																
<b>Sub-totals of DC</b>																																	
<i>b) Indirect Cost</i>																																	
<i>c) Overheads and Profits</i>																																	
<b>Total Cost</b>																																	
Sum (a+b+c)																																	
Forwarded to BoQ item 16-80-003																																	

<b>Form for Detailed Breakdown of Cost Comparison</b>						
<b>Bill item No.</b>	20-70-023c					
<b>Description</b>	Guardrail repair (Level 3)					
<b>Units</b>	M					
<b>Quantity</b>	776.00					
<b>Rate build up</b>						
<i>a) Direct cost (DC)</i>	i) Unit work Price	1) Material Cost				
		Description	Units	Quantity	Market Price	
		<b>Sub Total For Material</b>				
		2) Labour Price				
		Personnel	No. Required	Rate /day	Amount	
		<b>Sub Total For Labor</b>				
		Productivity ratio				
		3) Machinery				
		Machinery type	No. Required	Rate /day	Amount	Hired/ Owned
<b>Sub Total for Machinery</b>						
Productivity ratio						
Sub-total of unit price						
Sum (1+2+3)						
ii) Haulage Cost						
Sub-totals of DC						
<i>b) Indirect Cost</i>						
<i>c) Overheads and Profits</i>						
<b>Total Cost</b>						
Sum (a+b+c)						
Forwarded to BoQ item 20-70-023c						

<b>Form for Detailed Breakdown of Cost Comparison</b>					
<b>Bill item No.</b>	20-70-010				
<b>Description</b>	Paint 0.1m wide yellow center line on road using hot thermoplastic paint as specified by the Engineer				
<b>Units</b>	M <sup>2</sup>				
<b>Quantity</b>	2,630.00				
<b>Rate build up</b>					
<i>a) Direct cost (DC)</i>	i) Unit work Price	1) Material Cost			
			Description	Units	
			Quantity	Market Price	
			Amount		
			<b><i>Sub Total For Material</i></b>		
			2) Labour Price		
		Personnel	No. Required	Rate /day	
		Amount			
		<b><i>Sub Total For Labor</i></b>			
		Productivity ratio			
		3) Machinery			
		Machinery type	No. Required	Rate /day	
		Amount		Hired/ Owned	
		<b><i>Sub Total for Machinery</i></b>			
		Productivity ratio			
		Sub-total of unit price			
		Sum (1+2+3)			
		ii) Haulage Cost			
		Sub-totals of DC			
		<i>b) Indirect Cost</i>			
		<i>c) Overheads and Profits</i>			
		<b>Total Cost</b>			
		Sum (a+b+c)			
		Forwarded to BoQ item 20-70-010			

<b>Form for Detailed Breakdown of Cost Comparison</b>																																	
<b>Bill item No.</b>	20-70-011																																
<b>Description</b>	Paint 0.1m wide white line on road using hot thermoplastic paint as specified by the Engineer																																
<b>Units</b>	M <sup>2</sup>																																
<b>Quantity</b>	9,030.00																																
<b>Rate build up</b>																																	
<i>a) Direct cost (DC)</i>	i) Unit work Price	1) Material Cost																															
		<table border="1" style="width: 100%; border-collapse: collapse;"> <thead> <tr> <th>Description</th> <th>Units</th> <th>Quantity</th> <th>Market Price</th> <th>Amount</th> </tr> </thead> <tbody> <tr><td> </td><td> </td><td> </td><td> </td><td> </td></tr> <tr><td> </td><td> </td><td> </td><td> </td><td> </td></tr> <tr><td> </td><td> </td><td> </td><td> </td><td> </td></tr> <tr><td> </td><td> </td><td> </td><td> </td><td> </td></tr> <tr> <td colspan="4"><b>Sub Total For Material</b></td> <td> </td> </tr> </tbody> </table>	Description	Units	Quantity	Market Price	Amount																					<b>Sub Total For Material</b>					
Description	Units	Quantity	Market Price	Amount																													
<b>Sub Total For Material</b>																																	
		2) Labour Price																															
		<table border="1" style="width: 100%; border-collapse: collapse;"> <thead> <tr> <th>Personnel</th> <th>No. Required</th> <th>Rate /day</th> <th>Amount</th> </tr> </thead> <tbody> <tr><td> </td><td> </td><td> </td><td> </td></tr> <tr><td> </td><td> </td><td> </td><td> </td></tr> <tr><td> </td><td> </td><td> </td><td> </td></tr> <tr><td> </td><td> </td><td> </td><td> </td></tr> <tr> <td colspan="3"><b>Sub Total For Labor</b></td> <td> </td> </tr> <tr> <td>Productivity ratio</td> <td colspan="3"> </td> </tr> </tbody> </table>	Personnel	No. Required	Rate /day	Amount																	<b>Sub Total For Labor</b>				Productivity ratio						
Personnel	No. Required	Rate /day	Amount																														
<b>Sub Total For Labor</b>																																	
Productivity ratio																																	
		3) Machinery																															
		<table border="1" style="width: 100%; border-collapse: collapse;"> <thead> <tr> <th>Machinery type</th> <th>No. Required</th> <th>Rate /day</th> <th>Amount</th> <th>Hired/ Owned</th> </tr> </thead> <tbody> <tr><td> </td><td> </td><td> </td><td> </td><td> </td></tr> <tr><td> </td><td> </td><td> </td><td> </td><td> </td></tr> <tr><td> </td><td> </td><td> </td><td> </td><td> </td></tr> <tr> <td colspan="4"><b>Sub Total for Machinery</b></td> <td> </td> </tr> <tr> <td>Productivity ratio</td> <td colspan="4"> </td> </tr> </tbody> </table>	Machinery type	No. Required	Rate /day	Amount	Hired/ Owned																<b>Sub Total for Machinery</b>					Productivity ratio					
Machinery type	No. Required	Rate /day	Amount	Hired/ Owned																													
<b>Sub Total for Machinery</b>																																	
Productivity ratio																																	
		Sub-total of unit price																															
		Sum (1+2+3)																															
		ii) Haulage Cost																															
<b>Sub-totals of DC</b>																																	
<i>b) Indirect Cost</i>																																	
<i>c) Overheads and Profits</i>																																	
<b>Total Cost</b>																																	
Sum (a+b+c)																																	
Forwarded to BoQ item 20-70-011																																	

<b>Form for Detailed Breakdown of Cost Comparison</b>				
<b>Bill item No.</b>	20-70-055			
<b>Description</b>	Provide and install retro-reflective road studs (cat's eyes)			
<b>Units</b>	M <sup>3</sup>			
<b>Quantity</b>	1,500.00			
<b>Rate build up</b>	i) Unit work Price			
<i>a) Direct cost (DC)</i>	1) Material Cost			
	Description	Units	Quantity	Market Price
				Amount
	<b>Sub Total For Material</b>			
	2) Labour Price			
	Personnel	No. Required	Rate /day	Amount
	<b>Sub Total For Labor</b>			
	Productivity ratio			
	3) Machinery			
	Machinery type	No. Required	Rate /day	Amount
				Hired/ Owned
	<b>Sub Total for Machinery</b>			
	Productivity ratio			
	Sub-total of unit price			
	Sum (1+2+3)			
	ii) Haulage Cost			
Sub-totals of DC				
<i>b) Indirect Cost</i>				
<i>c) Overheads and Profits</i>				
<b>Total Cost</b>				
Sum (a+b+c)				
Forwarded to BoQ item 20-70-011				

**SCHEDULE H**

**BASIC PRICES FOR MATERIALS AND LABOUR**

<b>Index Code*</b>	<b>Index Description*</b>	<b>Source Index* of</b>	<b>Base Value and Date*</b>	<b>Bidder's Proposed Weighting</b>	<b>Allowable Range Weighting of</b>
Fixed	Nonadjustable	KNBS CIVIL ENGINEERING COST INDICES (DEC 2019)	28 DAYS BEFORE THE DATE OF BID OPENING	0.2	A = 0.20
EQ	Equipment				B = 0.1 – 0.3
LL	Labour				C = 0.09 – 0.18
MT	Materials				D= 0.29 – 0.41
TF	Transport & Fuel				E= 0.01 – 0.09
<b>TOTAL</b>				1.00	

**Notes:**

- The Base year for the indices shall be 2019

I certify that the above information is correct

.....

(Title)

.....

(Signature)

.....

(Date)

**NOTE**

1. Only sources of indices that publish data to the public and are freely accessible to the Employer shall be used. Reference prices are not acceptable as sources of indices.
2. Sources of indices must be supported by copies of relevant published data
3. Base values and dates must be supported by copies of relevant published data

**FORM OF TENDER -SECURING DECLARATION**

*[The Bidder shall complete this Form in accordance with the instructions indicated]*

Date:.....*[insert date (as day, month and year) of Tender Submission]*

Tender No.:.....*[insert number of tendering process]*

To:.....*[insert complete name*

*of Purchaser]* I/We, the undersigned,

declare that:

1. I/We understand that, according to your conditions, bids must be supported by a Tender-Securing Declaration.
2. I/We accept that I/we will automatically be suspended from being eligible for tendering in any contract with the Purchaser for the period of time of **two(2) years** starting on .....**[insert date of tender opening]**, if we are in breach of our obligation(s) under the bid conditions, because we– (a) have withdrawn our tender during the period of tender validity specified by us in the Tendering Data Sheet; or (b) having been notified of the acceptance of our Bid by the Purchaser during the period of bid validity, (i) fail or refuse to execute the Contract, if required, or (ii) fail or refuse to furnish the Performance Security, in accordance with the instructions to tenders.
3. I/We understand that this Tender Securing Declaration shall expire if we are not the successful Tenderer(s), upon the earlier of:
  - a) Our receipt of a copy of your notification of the name of the successful Tenderer; or
  - b) Thirty days after the expiration of our Tender.
4. I/We understand that if I am/we are/in a Joint Venture, the Tender Securing Declaration must be in the name of the Joint Venture that submits the bid, and the Joint Venture has not been legally constituted at the time of bidding, the Tender Securing Declaration shall be in the names of all future partners as named in the letter of intent.

Signed:..... Capacity / title (director or partner or sole proprietor, etc.).....

Name:.....

..... Duly authorized to sign the bid for and on behalf of: [insert complete

name of Tenderer] Dated on..... day of.....

[Insert date of signing]

Seal or stamp



---

**PART 2 – WORKS REQUIREMENTS**

---

**SECTION VI – SPECIFICATIONS**

## SECTION VI-A: PERFORMANCE SPECIFICATIONS

### Performance based Routine Maintenance Services

#### 1. Introduction on Service Level Categories

##### Levels of Category

Based on the study of current service levels applied by the road authorities, four (4) standard service level categories cover road network in Kenya. The principal factors considered in the selection of service levels are road type and traffic volume. However, specific road characteristics, such as climatic conditions, road function and terrain, may also be considered. Two service levels (High and Standard) are for paved roads and another two service levels (High and Standard) for un-paved roads.

The Service Levels should be selected from Table 1.1 according to Annual Average Daily Traffic Volume (AADT).

*Table 1.1. Service Level Categories Adopted*

Road Type	Paved		Unpaved	
Service Level Category	High	Standard	High	Standard
Annual Average Daily Traffic volume	More than 20,000 vpd	Less than 20,000 vpd	More than 500 vpd	Less than 500 vpd

Note: vpd – vehicles per day

Note that Table 1.1 shows indicative traffic volume of service level category. The Road Authority needs to define service level based not only on traffic but also on road class, climate and road complexity.

#### 1.1. Service Criteria

Selection of Standard Service Level Category is made based on the road type (Paved or Unpaved), the traffic volume, as well as road conditions assessment.

The Table 1.2 below shows the list of service criteria under each Service Category and Service Scope.

*Table 1.2 List of Service Criteria*

Service Category	Service Scope	Elements-Paved Road	Elements-Unpaved Road	
Road Usability	Passability	Pavement	Pavement	
Road User Comfort	Smooth and Safe Traffic	Pavement	Pavement	
		Shoulder	Shoulder	
		Median	Footpath	
		Footpath/cycle way		
		Footbridge		
	Visibility	Sight Distance Availability	Sight Distance Availability	Sight Distance Availability
		Street Lighting		
		Traffic information	Signage	Signage
			Roadworks Advance Warning Signs	Roadworks Advance Warning Signs
			Road Marking	
Road Durability	Drainage Capability	Side Drains. Mitres Drains Cut off Drains (lined)	Side Drains. Mitres Drains Cut off Drains	
		Side Drains ,Mitre Drains, Cut off Drains (unlined)		
		Culverts and Drifts	Culverts and Drifts	
		Scour Checks, Gabions and other erosion Protection Structures	Scour Checks, Gabions and other erosion Protection Structures	
		Manholes and Gulley pots		
	Vegetation Control	Vegetation Free Zone	Vegetation Free Zone	
		Inner Vegetation Zone	Inner Vegetation Zone	
		Overhanging branches	Overhanging branches	
	Maintenance of Other	Concrete Structures	Concrete Structures	
		Steel Structures	Steel Structures	

	Structures	Bridge Expansion Joints	Bridge Expansion Joints
		Guard Rail/Pedestrian Rail	Guard Rail/Pedestrian Rail
		Riverbeds	Riverbeds
	Slope Stability	Embankment Slopes	Embankment Slopes
		Slopes in Cuts	Slopes in Cuts

## 1.2 Description of the Road

The project road is a section of Road A8, and is located within Makueni County. The road starts at Sultan Hamud Bridge and ends at the Nairobi – Mombasa highway/ Makindu -Wote road junction at Makindu town. The road project is a 2-way single carriageway characterized by high volumes of traffic. The total length of this road is approximately 61 kilometers.

The Road has the following major physical features.

- a) Paved main road with distance of 61 Km. Average carriage way width of 7.2m (single carriageway), with a 2m wide shoulder on either side.
- b) Paved service roads at Masimba (approx. 0.160KM) and Kiboko (approx. 0.530KM) towns
- c) Paved truck parks at Sultan Hamud (approx. 3,350m<sup>2</sup>), Masimba (approx. 2,570m<sup>2</sup>) and Kiboko (approx. 2,860m<sup>2</sup>) towns.
- d) Sections of old alignment at Emali (approx. 2KM) and between Masimba and Kiboko River (approx. 9KM)
- e) 2 Nos. bridges at Sultan Hamud River Bridge (KM 00+000) and at KM 23+500
- f) Drainage system including approximate 12,700m of side drains and 2,600m of culverts.
- g) Major structures are bridges, box culverts and road furniture installations.

As a general reference on the Road, the information shown above is provided to the Contractor. The Employer provides this information to the best of his knowledge, but does not guarantee its correctness, and the Contractor may not make any claim based on potential errors or omissions in the information provided.

## 2 Works and Services to be provided

### 2.1 Works

The Works are what the Contract requires the Contractor to construct, install, and turnover to the Employer, as covered under Rehabilitation Works, Improvement Works and Emergency Works.

### 2.1.1 Rehabilitation Works (Instructed Works)

Rehabilitation Works are a set of measurable inputs to be executed by the Contractor during the Initial Mobilization Period to allow the Road to achieve the performance standards required under the contract. Rehabilitation Works shall be carried out by the Contractor in accordance with the Bill of Quantities. Rehabilitation Works will be paid for as measured items in accordance with the unit rates in the Bill of Quantities.

The major scope of the instructed works comprises the following but not limited to;

- General: Office Administration and Overheads
- Improvement works at the RE's office at Sultan Hamud. The works are as listed in Appendix D of the Bill of Quantities.
- Protection works: Provision of gabion boxes and stone pitching on selected drains and structures of the road as directed by the Engineer
- Drainage works: Excavation and lining of road side drains and provision of culverts (600mm and 900mm dia) as instructed by the Engineer.
- Shoulder maintenance works on selected sections of the road as directed by the Engineer
- Base repairs using DBM or hand-packed stone on selected sections as may be directed by the Engineer
- Pothole patching, pavement regulation, overlay and reinstatement using asphalt Type 1 on selected sections
- Spot repair of service roads, old alignment sections and truck parks along the alignment, as may be instructed by the Engineer.
- Provision of road marking and other specified road furniture
- Performance based maintenance of the carriageway, road reserve and structures to the required service level

The detailed location of the above activities is shown in the Line Diagram which is appended in Section 8 of this document.

Repairs and maintenance works will be paid for as measured items in accordance with the unit rates in the Bill of Quantities. These works shall be instructed and done concurrently during the Maintenance Period.

#### 2.1.2 Improvement Works

Improvement Works are a set of interventions to be executed by the Contractor to allow the Road to acquire new characteristics under the contract. Improvement Works shall be carried out by the Contractor when specifically instructed by the Engineer as set out in Clause 27 of GCC and in accordance with the Bill of Quantities. Improvement Works will be paid for as measured items in accordance with the unit rates in the Bill of Quantities.

#### 2.1.3 Emergency Works

Emergency Works are a set of necessary inputs to be executed by the Contractor to allow the Road to be reinstated under the contract in case of inflicted damages as a result of natural phenomena with imponderable consequences, such as strong storms, flooding and earthquakes. Emergency Works shall be carried out by the Contractor when specifically instructed by the Engineer as set out in Clause 27 of GCC and in accordance with the unit rates provided for in the Specifications.

In the event of an emergency, the Contractor shall draw to the attention of the Engineer that certain works need to be carried out to reinstate the carriageway and other road features to restore the safe passage of traffic and ensure the integrity of the Road.

The Engineer, who will determine the quantities of activities to reinstate the roads, shall make the payments according to the measured works.

#### 2.1.4 Design Responsibility for Works

All Works, Rehabilitation Works, Improvement Works and Emergency Works shall be designed by the Employer in accordance with the latest specifications adopted by the Employer.

### 2.2 Maintenance Services

The services to be provided by the Contractor include all activities, physical and others, which the Contractor needs to carry out in order to improve, maintain and comply with the service levels as set out in Table 2.1. (Service level requirements).

The Contractor is expected to come up with a methodology of complying with the Service Levels, and other output in the performance criteria as indicated in the contract, or with any other requirements of the contract. These include management tasks and physical works associated with the road-related assets and items.

The road pavement structure comprises of;

- a. Wearing course surfacing – AC (0/20mm) with single seal surface dressing (10/14mm chippings)
- b. Base Course Layer – DBM (0/30mm)
- c. Subbase Layer- Stabilized GCS
- d. Base (Shoulders) – Stabilized GCS
- e. Wearing Course (Shoulders) - AC (0/20mm) with single seal surface dressing (10/14mm chippings)

Performance based routine maintenance services will be paid for as a fixed **lump sum per km per month, with payment reductions made for non-compliance**, if appropriate.

It is expected that the Contractor shall include in his rate the cost of bringing the road to required service levels as stipulated in the Contract and the same shall not be paid for separately in the bills of quantities. These works shall include but not limited;

- a. Site Clearance: Light bush clearing of the extent of the Road Reserve which is approximately 60m wide and vegetation height of 150mm and 300mm within the inner zone and outer zone respectively
- b. Removal of debris, any siltation, structures, fences, illegal signs and disposal of any spoil material within the extent of the road reserve
- c. Spoiling of deleterious materials within the road reserve and maintenance of the same during the contract period
- d. Repair, reinstatement and maintenance of existing and new protection works comprising of gabion boxes and other auxiliary erosion protection structures
- e. Repair, reinstatement and maintenance of existing and new side drains, mitre drains, cut off drains to free-flowing conditions



- f. Repair, reinstatement and maintenance of existing and new pipe culverts, Access Culverts, Box Culverts, Vented Drifts, lined drains, earth drains, gully pots, storm water manholes, closed drains and any other auxiliary drainage structure to free-flowing condition.
- g. Allow the passage of traffic through the works during the entire Contract period
- h. Repair and reinstatement of Subbase/Base failed potholes prior to pothole patching
- i. To allow smooth passage of traffic throughout the duration of the Contract by patching existing and any new emerging pothole within 48 hours. This shall also include any other works that shall be deemed necessary to give a good riding surface.
- j. Maintaining river beds to ensure free flow of water under bridges and up-to 50m upstream and downstream at all times
- k. Repair, reinstate and maintain protection works around bridge abutments and piers to ensure that erosion is always mitigated and controlled at all times during the contract duration
- l. Repair, reinstatement and maintenance of existing shoulders to conform to the existing pavement structure and cross section issued in Section 8 of this document.
- m. To repair, reinstate and maintain the existing and new road furniture for the duration of the Contract. These shall include road marking, road signs, guardrails, road studs and any other road-asset related furniture along the road.**
- n. The PBC Contractor must standardise and road mark all the existing humps using AC and hot thermoplastic paint including installation of signs at the standardized humps within the first three (3) months of commencement of works, after which the Contractor shall road mark all the faded humps yearly until the end of the contract.**

**The rates for carrying out these works shall be included in the monthly PBC rate. Failure to carry out these works shall result in monthly deductions until compliance is achieved.**

A detailed list of such road-related assets and items is attached under Appendix B of this Specification. (ARICS FY 2023-2024).

For guidance, the activities to be undertaken by the Contractor include, but are not limited to, management tasks and physical works associated with the following:

1. Inspect the road for safety defects and defects likely to impact on durability of the assets
2. Inspect road, identify and remove all obstructions

3. Clean drainage (side drains, culverts)
4. Repair and replace scour checks
5. Vegetation control, grass cutting, bush clearing, tree pruning
6. Maintain bridges and minor repairs (replacement of guardrails)
7. Maintain road furniture and replace damaged traffic signs

The Contractor shall prepare and submit Routine Maintenance strategy for approval by Engineer. Management tasks and physical works include, but not limited to the following;

- 1) Maintain road usability
- 2) Maintain road user comfort
- 3) Maintain road durability
- 4) Maintain control of the Road by patrolling, data collection, conducting inspections and reporting

Maintenance Services shall be paid for as a fixed lump sum per km per month, with payment reductions made for non- compliance, if appropriate.

### 3. Compliance with Service Level Requirements

The Initial Mobilization Period for the Road to be brought to Service Level requirements is 3 months after the issuance of the Actual Start Date by the Contractor. However, the period should vary depending on the initial condition of the road as defined and specified in the SCC. In the Contract. Within the first 3 months, compliance with the Service Levels will be adjusted as shown in Table 3.1 to allow the Contractor to properly mobilize the team within the Initial Mobilization Period.

**Table 3.1 Timetable for Compliance with Service Level Requirements**

<b>Contract Month</b>	<b>Road Usability</b> (Compliance required on % of contract road)	<b>Road User Comfort</b> Compliance required on % of contract road	<b>Durability</b> (Compliance required on % of contract road)

1	75	50	50
2	100	75	75
3 until end of Contract	100	100	100

#### 4 Programme of Performance

In accordance with Clause 8.3 of the General Conditions of Contract (GCC), the Contractor shall submit a Program of Performance within not later than Twenty-eight (28) days after issuance of Order to Commence in the format Prescribed in the Tender Document. The program shall include, but not be limited, to the following items:

##### 4.1 Contractor's Quality Assurance Plan

The purpose of the Contractor's Quality Assurance Plan is to integrate the requirements of the contract and the Contractor's quality assurance systems to deliver the Works and Services.

The Contractor's Quality Assurance Plan describes the methods and procedures which the Contract will apply for the execution of the Contract, including how the Contractor will:

- a) Identify the quality requirements specific to the contract,
- b) Plan and execute the Works and Services to satisfy those requirements
- c) Inspect and/or test the Works and Services to ensure compliance with the quality requirements
- d) Record and monitor the results as evidence of compliance, and
- e) Ensure that prompt action is taken to correct non-compliance.

The Contractor's Quality Assurance Plan must clearly describe the systems, procedures and methods that will be used to deliver and monitor compliance of the Works and Services.

##### 4.2 Traffic Management Plan

If required in the Special Conditions of Contract (SCC) the Program of Performance shall include a Traffic Management Plan. The Traffic Management Plan establishes the practices for traffic management at work sites. The Traffic Management Plan must be developed by the Contractor and agreed with the Engineer.

The objectives of the Traffic Management Plan are to:

- a clearly define and document the responsibilities and chain of command for the development, implementation and management of traffic control measures and systems
- b establish the minimum requirements for temporary traffic control

- c establish the minimum geometric, cross section and surfacing standards for temporary works
- d provide appropriate transitions and enable safe and efficient traffic flow into, through and out of work sites
- e protect the Contractor's personnel at all times
- f protect the Assets and the Contractor's resources at all times.
- g Meet the operational requirements for the road

The Traffic Management Plan must include at least the following:

Lay out diagrams, method statements etc. for implementation of traffic control while undertaking each aspect of the Works and Services (including site specific layout diagrams and method statements if the Services require traffic control measures not covered by standard codes of practice)

A documented process for preparation, review and approval of the Traffic Management Plan

A document tracking and control system to ensure that only the latest operative copy of the Traffic Management Plan is in circulation

Contact details for Contractor, Principal, emergency services and other stakeholders.

#### 4.3 Safety Management Plan

If required in the Special Conditions of Contract (SCC) the Program of Performance shall include a Safety Management Plan submitted within 14days after receipt of Order to commence. The Safety Management Plan establishes the practices for safety management at work sites. The Safety Management Plan must be developed by the Contractor and agreed with the Engineer.

The objectives of the Safety Management Plan are to:

- a clearly define and document the responsibilities and chain of command for the development, implementation and management of safety control measures and systems
- b establish the minimum requirements for the safety of workers, road users and community people using the Road
- c protect the Contractor's personnel at all times.

Contractor shall observe the following measures with a view to enhance Road Safety to the Road Users and Site Workers:

- i. Prepare and submit a comprehensive Road Safety Implementation Plan within 14 days after receipt of Order to commence for the Engineer's Approval. The plan shall include but not limited to the following:
  - Night driving

- Safety of workers
  - Diversions
  - Traffic management Plan
- ii. The Contractor should identify, evaluate and monitor potential traffic and road safety risks to workers and road users throughout the Contract life cycle and develop measures and plans to address them.
  - iii. The Contractor shall install and maintain standard approved traffic warning signs, directional signs, secure the working areas and deploy flagmen at active construction sites.
  - iv. The Contractor shall assess each phase of the works, monitor incidents and accidents indicating the mitigation measures undertaken and prepare monthly reports to be submitted to the Resident Engineer.
  - v. The Contractor shall factor the cost of implementation of the Road Safety Plan in the rates for the Works.

The Safety Management Plan must include at least the following:

Method statements for implementation of work safety undertaking on each aspect of the Works and Services (including safety gears for workers, use of tool box meetings for safety awareness, provision of work safety signs, training of workers on safe use of tools and equipment, safety inspection under the patrolling by Self Control Unit and commitment by the Contractor on adherence to the Occupational Safety and Health Act, 2007 amended on 2010.)

A documented process for preparation, review and approval of the Safety Management Plan

A document tracking and control system to ensure that only the latest operative copy of the Safety Management Plan is in circulation

Contact details for Contractor, Engineer, emergency services and other stakeholders.

#### 4.4 Environmental Management Plan

If required in the Special Conditions of Contract (SCC) the Program of Performance shall include an Environmental Management Plan. The Environmental Management Plan establishes the practices for environmental management at work sites. The Environmental Management Plan must be developed by the Contractor and agreed with the Engineer.

The objectives of the Environmental Management Plan are to:

- a clearly define and document the responsibilities and chain of command for the development, implementation and management of environmental control measures and systems
- b establish the minimum requirements for environmental control measures for maintaining the adequate environment for workers, road users and community people using the Road

- c maintain the awareness of the Contractor's personnel on environmental protection at all times

The Environmental Management Plan must include at least the following:

Method statements for maintaining the adequate environmental on work sites undertaking on each aspect of the Works and Services (including specific dumping locations of debris and materials unwanted from the Road, use of tool box meetings for environmental protection awareness, training of workers on environmental control measures, inspection under the patrolling by Self Control Unit and commitment by the Contractor on adherence to the regulations and acts enacted by the government of Kenya under National Environmental Management Authority.)

A documented process for preparation, review and approval of the Environmental Management Plan

A document tracking and control system to ensure that only the latest operative copy of the Environmental Management Plan is in circulation

Contact details for Contractor, Engineer, emergency services and other stakeholders

#### 4.5 Emergency Procedures and Contingency Plan

If required in the Special Conditions of Contract (SCC) the Program of Performance shall include an Emergency Procedures and Contingency Plan which shall establish the roles, practices and procedures during specific types of emergency events identified in the plans and contingency plans associated with the closure of roads. The Emergency Procedures and Contingency Plan must be developed by the Contractor and agreed with the Engineer and any other stakeholders the Engineer may identify.

The purpose of the Emergency Procedures and Contingency Plan is to ensure the safety of the Contractor's personnel and road users in the case of emergency and/or road closure. It should include: an effective communication and event recording system the name, contact number and specific duties of the Contractor's personnel nominated to respond to an emergency even the contact number of other parties who need to be notified in cases of emergency events, e.g. police detailed response procedures for all emergency events possible detour routes in the event of road closure

### 5 Service Criteria

The Contractor is required to carry out the Maintenance Services and to maintain the specific road related assets and items as stipulated in Clause 1.2.2 of the Performance Specifications during the contract duration in compliance with the Road Performance Standards as defined by the Service Criteria as stipulated hereunder.

The Employer requires the Contractor to maintain roads under the contract to be safe and efficient together with the satisfactory level of availability to road users. In order that the Contractor can achieve such, service criteria are established for guidance and classified into three Service Categories; i.e. Road Usability, Road User Comfort and Road Durability.

- 1) Road Usability and comfort is a description that encompasses the scope of passability



- 3) Road Durability is a description that encompasses the scope of operational performance indicators of road assets from the Employer's perspective towards monitoring and prolonging the life spans of the assets such as drainage capabilities, functionality of structures, functionality of road furniture and suitability of road profiles, road widths, embankments, slopes and vegetation control.

The service level requirements, defects and the response times thereof that the Contractor must comply with and separately adhere to are defined in the Performance Standards for the various standard service level categories indicated in the appendices shown in tables below;

### **Pavement, shoulders and Right-of-Way**

The service level criteria for road pavement, shoulders including the road reserve of paved roads are defined as follows:

<b>Item</b>	<b>Service Level</b>	<b>Measurement/ Detection</b>	<b>Time allowed for repairs or Tolerance permitted</b>
<b>Potholes -</b>	No tolerance permitted	Visual inspection. Ruler	Visible potholes must be attended to within <b>48 hours</b>  Potholes causing safety hazard to be repaired within <b>24 hours</b> after detection  <i>If not the, Penalty as set in SUBCLAUSE 47.1(b) of the Contract shall be applied in the next IPC.</i>



Item	Service Level	Measurement/ Detection	Time allowed for repairs or Tolerance permitted
<b>Patching</b>	Patches (i) shall be square or rectangular, (ii) shall be level with surrounding pavement, (iii) shall be made using materials similar to those used for the surrounding pavement, and (iv) shall not have cracks wider than three (3) mm.	<ul style="list-style-type: none"> <li>▪ Visual inspection for detection of shape and material used</li> <li>▪ Straight Edge Ruler to check if patch is level with surrounding pavement</li> <li>▪ Small transparent ruler for cracks.</li> </ul>	Non-complying patches must be repaired within <b>7 days</b> after their detection.
<b>Cracking in pavement</b> (A crack is a linear opening in pavement with a width of more than 3 mm.)	There shall not be any cracks more than 3 mm wide.	Crack widths measured with small transparent ruler.  For <b>isolated cracks</b> , the “cracked area” includes 0.5 m on each side of the crack, multiplied by the length of the crack plus 0,5 m at each end.	Cracks more than 3 mm wide must be sealed within <b>14 days</b> after their detection.
<b>Multiple cracks in the pavement</b>	For any 50m section of the pavement, the cracked area cannot be more than two (2) percent of the pavement surface.	For <b>multiple cracks</b> and cracks crossing each other, the “cracked area” is equivalent to a rectangle area, parallel to the lanes, which fully encloses the cracks, and where the closest crack is at least 0.25 m away from the sides of the rectangle.	Within <b>1 week</b> after detection

Item	Service Level	Measurement/ Detection	Time allowed for repairs or Tolerance permitted
<p><b>Cleanliness of the pavement surface and shoulders.</b></p>	<p>The road surface must always be clean and free of soil, debris, trash and other objects.</p> <p>The carriageway including shoulders shall at all times be free from stalled vehicles. Contractor must ensure the stalled vehicle is towed off the road to a safe location within the time given.</p> <p>Prior to towing, Contractor shall ensure cautionary measures are taken to alert other road users.</p>	<p>Visual inspection</p>	<p>Dirt, debris and obstacles must be removed:</p> <ul style="list-style-type: none"> <li>▪ <b>6 hours</b> if they pose a danger to traffic safety</li> <li>▪ Within <b>5 days</b> if they do not pose any danger to traffic safety.</li> <li>▪ Towing of stalled vehicle to be done within <b>1 hour</b></li> </ul>
<p><b>Rutting</b></p>	<p>There shall not be ruts deeper than <b>3cm</b></p> <p>Rutting of more than ten (10) mm shall not be present in more than 5 percent of the length of a given lane in any one kilometre of the road sections defined in the contract.</p>	<p>Measured with 2 rulers (horizontal ruler of three 3 m length placed perpendicularly across lane; rut depth measured as space between horizontal ruler and lowest point of rut, using a small ruler with scale in mm)</p>	<p>Rutting above threshold value must be eliminated within <b>28 days</b></p>

PERFORMANCE BASED CONTRACT FOR MAINTENANCE OF SULTAN HAMUD - MAKINDU (A8) ROAD

<b>Item</b>	<b>Service Level</b>	<b>Measurement/ Detection</b>	<b>Time allowed for repairs or Tolerance permitted</b>
<b>Raveling</b>	Raveled areas must not exist.	Visual inspection.	Raveled areas must be sealed within <b>28 days</b> after the detection of the defect
<b>Loose Pavement edges</b>	There shall not be loose pavement edges, or pieces of pavement breaking off at the edges.	Visual inspection	Repairs must be completed within <b>28</b> after the detection of the defect.
<b>Height of shoulders vs. height of pavement</b>	Difference in height at edge of pavement shall not be more than <b>5cm</b> .	Measured with ruler, with scale in mm.	Repairs must be completed within <b>28 days</b> after the detection of the defect.
<b>Paved shoulders</b>	Must always be <ul style="list-style-type: none"> <li>▪ sealed to avoid water penetration</li> <li>▪ without deformations and erosion</li> <li>▪ free of potholes</li> </ul>	Visual inspection	Repairs must be completed within <b>28 days</b> after the detection of the defect.
<b>Embankment slopes</b>	Without deformations and erosions.	Visual inspection	Repairs must be completed within seven (7) days after the detection of the defect.

PERFORMANCE BASED CONTRACT FOR MAINTENANCE OF SULTAN HAMUD - MAKINDU (A8) ROAD

<b>Item</b>	<b>Service Level</b>	<b>Measurement/ Detection</b>	<b>Time allowed for repairs or Tolerance permitted</b>
<b>Slopes in cuts</b>	Slopes in cuts must be stable and/or adequate retaining walls and slope stabilization measures must be in place.	Visual inspection for slope material on shoulders or pavement	<p>Fallen slope material must be removed</p> <p>Quantities below 50 m<sup>3</sup>:</p> <ul style="list-style-type: none"> <li>▪ from pavement within 4 hours after detection</li> <li>▪ From shoulders within 48 hours after detection.</li> </ul> <p>Between 50 m<sup>3</sup> and 500 m<sup>3</sup></p> <ul style="list-style-type: none"> <li>▪ from pavement within 24 hours after detection</li> <li>▪ from shoulders within 96 hours after detection</li> </ul> <p>Note: For landslides classified as “emergency” different rules apply.</p>
<b>Trees within right-of-way</b>	Trees within right-of-way must be protected as necessary.	Visual inspection.	Immediate.

PERFORMANCE BASED CONTRACT FOR MAINTENANCE OF SULTAN HAMUD - MAKINDU (A8) ROAD

Item	Service Level	Measurement/ Detection	Time allowed for repairs or Tolerance permitted
<b>Right-of-way</b> (outside pavement and shoulders).	Height of vegetation (except trees) must be: <ul style="list-style-type: none"> <li>▪ less than 20 cm on slopes towards the road</li> <li>▪ less than 1.0 m otherwise</li> <li>▪ must not disturb drainage</li> </ul>	Visual inspection. Measurement with ruler.	Vegetation exceeding the threshold height must be cut back within seven (7) days after detection.
	Trash, debris, etc.	Visual inspection.	Trash, debris and other objects must be removed within seven (7) days after detection.
<b>Removal of slides</b>	Slides of slope material onto the road are considered an Emergency if <ul style="list-style-type: none"> <li>▪ the quantity of the material is above 500 m<sup>3</sup>, or</li> <li>▪ if the slide blocks all lanes and the road traffic is completely interrupted, and quantity is above 50 m<sup>3</sup>.</li> </ul>	If the contractor intends to invoke the contract provisions for emergencies, he estimates the quantities and immediately informs Engineer, who them verifies.	Traffic flow to be re-established within a maximum of 12 hours.  Period for removal of other slide material is set by Engineer depending on the extent of the slide material on site.

Item	Service Level	Measurement/ Detection	Time allowed for repairs or Tolerance permitted
<b>Encroachment/ Illegal Access on the Right of Way (Structures, access, advertisement, car wash, vending of seedlings, works, trenching, etc.)</b>	illegal or unauthorized structures, access, advertisement, car wash, vending of flowers & tree seedlings, works, trenching, shall not be put up within the right of way <b>(within the demarcated road reserve i.e., Road Reserve Marker Post)</b> after Commencement of the Contract	Visual Inspection	the structure, access, advertisement, works, car wash, vending of flowers & tree seedlings, trench etc. to be removed or demolished within <b>24 hours</b> of erection.  <i>If not the Penalties as set out in Table 2.8.1: Schedule of Penalties for Encroachment shall be applicable and deducted in the next IPC Certificate.</i>

### Drainage

In general terms the contractor must ensure that all drainage elements and structures are without obstructions which may reduce their normal cross-section and impede the free flow of water.

The Service Level requirements for drainage systems and drainage structures are shown in Table 2.3. Compliance will be determined by Visual Inspection.

Item	Service Level	Time Allowed for Repairs and Tolerances Permitted
Side drains, ditches, mitre drains and unlined vertical drains	Must be clean and free of obstacles	Tolerance permitted:  Siltation/Obstructions must less than 50mm in depth.  Siltation/Obstructions must be cleared within 7 days after detection.

		Damages must be repaired within 3 weeks after detection.
Culverts and access drifts	Must be clean and free of obstacles and without structural damage. Must be firmly contained by surrounding soil or material.	As above
Scour checks and other erosion protection structures	Must be de-silted, structurally sound and firmly contained in surrounding soil or material.	As above
Cleaning of manholes and gullies	Must be de-silted, structurally sound and firmly contained in surrounding soil or material.	As above

### Road furniture

The Service Level requirements for road furniture including road markings are as shown in the following table:

Item	Service Level	Measurement/ Detection	Time allowed for repairs or Tolerance permitted
Information signs	Sign must be present, complete, clean, legible, and structurally sound	Visual inspection	Absent, faded or defective signs must be replaced within seven (7) days.
Warning signs	Sign must be present, complete, clean, legible and structurally sound; and clearly visible at night.	Visual inspection	
Traffic ruling signs	Sign must be present, complete, clean, legible and structurally sound; and clearly visible at night.	Visual inspection	

Item	Service Level	Measurement/ Detection	Time allowed for repairs or Tolerance permitted
Horizontal demarcation: and/or pavement paint	Must be present, legible and firmly attached to pavement. Micro spheres must be firm and visible.	Visual inspection	Guardrails damaged by accidents must be replaced within seven (7) days
Kilometre posts and guidance posts	Must be present, complete, clean, legible and structurally sound; surface painted or otherwise covered.	Visual inspection	
Guardrails	Must be present, clean, without any damage, without corrosion.	Visual inspection	
Road markings	Contractor must ensure that all road markings including ‘cats’ eyes’ are clear and visible	Visual inspection	Faded road markings and road reflectors are painted and restored within two (2) weeks

### Vegetation

This section specifies the Service Levels to be complied with in the case of vegetation growing within the right-of-way/ road reserve.

Vegetation is to be controlled to the heights, at the locations and with the restrictions as set out in Table 2.4. Compliance will be measured with a tape measure.



<b>Table 2.4: Vegetation Control Types</b>		
<b>Type</b>	<b>Height (mm)</b>	<b>Features applied to:</b>
1. Vegetation Free Zone.	0	Carriageway, shoulders and structures.
2. Inner vegetation zone: from edge of shoulders to back of side drain/ditch or 2m away from edge of shoulder on straights and outside of curves, and 5m on the inside of curves. Also control of vegetation around street furniture and other features.	25 (min) to 150 (max)	Road verges and large vegetated areas, including surface water channels with longitudinal gradients $\geq 3\%$ . Also, vegetation control around: <ul style="list-style-type: none"> <li>• Marker posts</li> <li>• Signposts</li> <li>• Bridge and culvert markers</li> <li>• Guardrails</li> <li>• Bridge abutments</li> <li>• Cross culvert ends and headwalls manhole and gullies</li> <li>• Inner side drains</li> </ul>
3. Outer vegetation zone, excluding zone 2. (Extends the entire width of the road reserve)	50 (min) to 300 (max)	Bush clearing and vegetation control around: <ul style="list-style-type: none"> <li>• Marker posts (Road Reserve, Kilometer Posts, Edge etc.)</li> <li>• Access culvert ends and headwalls</li> <li>• Outer side drains</li> <li>• Channels with gradients <math>\leq 3\%</math>.</li> </ul>

4. Growth encroaching into Vegetation Free Zone from the side or top.	Must be removed if within 5m above the road surface.	Applies to vegetation control including trees, scrub or branches hanging over the zone.
---	--	---

### Structures

The Contractor is responsible for the routine maintenance of all bridges, retaining walls and similar structures along the contract road.

The Service Levels for bridges, retaining walls and similar structures are given in Table 2.5 below. Compliance will be determined by Visual Inspection.

<b>Table 2.5: Service Levels for Structures</b>		
<b>Item</b>	<b>Service Level</b>	<b>Time allowed for repairs or Tolerance permitted</b>
<b>Steel or other metal structures</b>	Guardrails must be present and not deformed. All metal parts of overall structure shall be painted or otherwise protected and free of corrosion. Drainage system (e.g., weep holes) to be kept in good condition and fully functional.	Contractor must immediately notify Engineer in case of any condition which threatens structural integrity of the structure. Damage and defects must be repaired within seven (7) days.
<b>Concrete structures</b>	Guardrails must be present and painted. Beams and all other structural parts must be in good conditions and fully functional. Drainage system (e.g., weep holes) in good condition and fully functional.	Contractor must immediately notify Engineer in case of any condition which threatens structural integrity of the structure. Damage and defects must be repaired within seven (7) days.
<b>Expansion joints</b>	Clean and in good condition	Damages and defects must be repaired within seven (7) days.
<b>Retention walls</b>	Contractor must control presence and adequate condition of retention walls and their drainage.	Damage and defects must be repaired within seven (7) days.

<b>Table 2.5: Service Levels for Structures</b>		
<b>Item</b>	<b>Service Level</b>	<b>Time allowed for repairs or Tolerance permitted</b>
<b>Riverbeds</b>	Contractor must ensure free flow of water under bridge and up to 50 metres upstream and downstream. Contractor must maintain design clearance under bridge. The Contractor shall take all reasonable measures to control erosion around bridge abutments and piers.	Causes for non-compliance must be eliminated within fourteen (14) days after water has sufficiently receded to allow minimum working conditions.

### **Embankment and Slopes**

<b>Service Scope</b>	<b>Service Levels</b>	<b>Time allowed for repairs and others</b>
1. Embankment slopes	All embankment slopes must be without deformations and erosions	-Within 2 weeks after detection
2. Slopes in Cuts	All slopes in cuts must either be stable or are equipped with adequate retaining walls	Any of observed location must be reported to the Project Manager by the contractor at earliest possible time.

### **6 Self-Control Unit (SCU)**

The Contractor is required to establish a Self-Control Unit within his project organization throughout execution and completion of the Works and Services to the satisfaction of the Engineer. The roles of the SCU:

1. For conducting self-inspection to verify the degree of compliance with the Road Performance Standards as defined by the Service Levels and maintain the reporting system of self-inspection.
2. Assessment of the Road. The Self-Control Unit shall have a complete knowledge of the road condition, both on and off carriage way, at all times by carrying out patrolling, to the satisfaction of the Engineer.
3. The Self-Control Unit is responsible for Gathering information required by the Contractor to prepare the Monthly Statement.

4. The carrying out, in close cooperation with the Engineer, the Form a land Informal Inspections of Service Levels which will take place as required.

The Contractor is required to assign a technically qualified and trained person, or persons, to continuously verify the degree of compliance of Service Levels. The Contractor is also required to arrange a satisfactory means of mobility for conducting patrolling to the satisfaction of the Engineer.

## **7 Site Inspection and Patrolling/Reporting**

The Contractor is required to undertake the following management tasks to ensure the full integrity of the Road throughout execution and performance of the Works and Maintenance Services.

### **7.1 Site Condition Assessment before Commencement of Works and Services**

The Contractor shall conduct initial site condition assessment before commencement of the Works and Services under the contract. In case any defects and deficiencies are discovered under the assessment, the Contractor shall notify the Engineer by submitting the Defect Detection and Rectification List as attached to the Appendix 1 of the Performance Specifications and upon agreement of the Engineer, the Contractor shall carry out rectification works as the Rehabilitation Works.

In case the Contractor discovers cases of illegal encroachment and illegal dumping of unwanted materials or otherwise illegal actions by the third parties, the Contractor shall notify the Engineer for further instructions as required.

### **7.2 Determination of Subsection and Installation of Marker Posts**

The Contractor shall either mark clearly on the road or install temporary posts to determine the subsections inspection purposes. The Contractor shall submit the record of such identification and markers to the Engineer.

### **7.3 Patrolling/Reporting**

The Contractor shall carry out patrolling of the Road as required under the contract. Such patrolling shall be reported to the Engineer without delay through submission of the Daily Work Record, Daily Patrol Record, Monthly Photo Record and Incident Report as attached to the Appendices 2, 3, 4 and 5 of the Performance Specifications. The contractor is also required to give the result of self-inspection to the Engineer without delay through submission of the Detail Self Inspection Result Record Form (Paved Road) as attached to the Appendix 6 of the Performance Specifications.

In case the Contractor discovers cases of illegal encroachment and dumping of unwanted materials or illegal actions by third parties, the Contractor shall notify the Engineer for further instructions as required.

### **7.4 Ad hoc Inspection**

The Engineer may carry out ad-hoc inspections to verify the degree of compliance with the Road Performance Standards as defined by the Service Levels. He may do so on his own initiative, at anytime and anywhere on the roads under the contract. If he detects any road sections where the Service Level criteria are not met, he is required to notify the Contractor within 24 hours in writing as the Corrective Order, to enable the Contractor to take remedial action as soon as possible. The results of ad-hoc inspections may not be used by the Engineer for purposes of correcting the Contractor's monthly statements or applying penalties, except for cases in which the traffic flow on the road has been completely interrupted due to the negligence and tardy action by the Contractor.

## **8 Monthly Statement**

### **8.1 Preparation for Monthly Statement**

PERFORMANCE BASED CONTRACT FOR MAINTENANCE OF SULTAN HAMUD - MAKINDU (A8) ROAD

Payment Reduction Calculation Table PAVED (SAMPLE SULTAN HAMUD - MAKINDU)										Sheet	1 of 1	
Project	Project Title and Contract No.					Contract Period				Thirty-Six Months – 36months		
Road Authority	Kenya National Highways Authority (KeNHA)			Contractor	M/s xxxxx Company Ltd							
Road Name/ Class/ Chainage/ (j)Length	XXXX			Road Class	XXX	0+000	63+000	63 KM				
Statement Month/ Year and Elapse of Month	Month	Year	Elapsed time	Standard Service Level			Paved High					
Contract Length Per Month	63		KM									
Service Level Criteria	Compliance				Reduction							
Service			(a)	(b)	(c)=(a)*(b)	(d)=(a)-(c)	(e)	(f)=(e)-(d)	(g)=(f)/(c)	(h)	(i)=(g)*(h)	(j)=(c)x(i)
Service Scope	Contract Road Length	Required	Target Length	Exemption	Non-	Adjusted	NON-Compliance	Reduction	Reduction Rate	Reduction Length		
	(km)	Target	(km)	Length	Compliance	Non-	Rate	Weight	(%)	(km)		
				(km)	Length	Compliance						
					(km)	(km)						
	Preparation and submission of daily Work Record Forms	63	100.00%	63	-		-	-	1.00%	0.00%	-	

PERFORMANCE BASED CONTRACT FOR MAINTENANCE OF SULTAN HAMUD - MAKINDU (A8) ROAD

<b>1. Documentation</b>	Defects Detection and rectification Forms		63	100.00%	63	-	-	-	1.00%	0.00%	-
	Incident and Photo Records Form		63	100.00%	63	-	-	-	1.00%	0.00%	-
	Detailed and Summary Self Inspection forms		63	100.00%	63	-	-	-	1.00%	0.00%	-
	Monthly Statement Form		63	100.00%	63	-	-	-	1.00%	0.00%	-
<b>2. Road Usability</b>	Passability		63	100.00%	63	-	-	-	10.00%	0.00%	-
	Road Advance Work Signs		63	100.00%	63	-	-	-	10.00%	0.00%	-
<b>3. Road User Comfort</b>	Road Cleanliness		63	100.00%	63	-	-	-	10.00%	0.00%	-
	Potholes		63	100.00%	63	-	-	-	10.00%	0.00%	-
	Cracking		63	100.00%	63	-	-	-	5.00%	0.00%	-
	Rutting		63	100.00%	63	-	-	-	5.00%	0.00%	-
	Raveling		63	100.00%	63	-	-	-	5.00%	0.00%	-
	Loose Pavement Edges		63	100.00%	63	-	-	-	5.00%	0.00%	-
<b>4. Road Durability</b>	Drainage	<i>Lined/Unlined drains</i>	63	100.00%	63	-	-	-	5.00%	0.00%	-
		<i>Culverts</i>	63	100.00%	63	-	-	-	5.00%	0.00%	-
		<i>Gabions</i>	63	100.00%	63	-	-	-	5.00%	0.00%	-
		<i>Scour Checks</i>	63	100.00%	63	-	-	-	5.00%	0.00%	-
	Vegetation	<i>Free Zone</i>	63	100.00%	63	-	-	-	20.00%	0.00%	-
		<i>Outer/Inner Vegetation</i>	63	100.00%	63	-	-	-	20.00%	0.00%	-

PERFORMANCE BASED CONTRACT FOR MAINTENANCE OF SULTAN HAMUD - MAKINDU (A8) ROAD

		<i>Tree within ROW</i>	63	100.00%	63					10.00%	0.00%	
		<i>Extent of the RR</i>	63	100.00%	63					10.00%	0.00%	
Structures – As Detailed in Asset list		<i>Concrete</i>	63	100.00%	63	-		-	-	5.00%	0.00%	-
		<i>Bridge Expansion Joints</i>	63	100.00%	63					5.00%	0.00%	
		<i>Road signs</i>	63	100.00%	63	-		-	-	10.00%	0.00%	-
Road Furniture		<i>Road Marking</i>	63	100.00%	63					10.00%	0.00%	
		<i>Road reserve boundary post</i>	63	100.00%	63					10.00%	0.00%	
		<i>Guardrails / Pedestrian rails</i>	63	100.00%	63					10.00%	0.00%	
		Embankment and Slopes	63	100.00%	63	-		-	-	5.00%	0.00%	-
									(k) Total =200%			
<b>Required Target - Maintained</b>			<b>Calculation of the Payment (km per Month)</b>									



PERFORMANCE BASED CONTRACT FOR MAINTENANCE OF SULTAN HAMUD - MAKINDU (A8) ROAD

Elapse of Month	1. Road Usability	2. Road User Comfort	3. Road Durability
1	75%	50%	50%
2	100%	75%	75%
3	100%	100%	100%
4	100%	100%	100%
5	100%	100%	100%
6	100%	100%	100%
7~	100%	100%	100%

<b>Contract Due Km per Month</b>	(Km per Month)	<b>63</b>	(x)
<b>Reduction Rate</b>	%		(k)
<b>Reduction Amount</b>	(Km per Month)		(z)=(x)x(k)
<b>Payment Km</b>	(Km per Month)		(y)=(x)-(z)
<b>Month/Year</b>	(Km per Month)	<b>0</b>	

## PERFORMANCE BASED CONTRACT FOR MAINTENANCE OF SULTAN HAMUD - MAKINDU (A8) ROAD

For the Maintenance Services. The Contractor shall take the following actions;

- 1) Prior to compilation of the Monthly Statement for each month, the Contractor is required to prepare the Payment Reduction Calculation Table for the month by utilizing the result of the most recent self- inspection recorded in Self Inspection Result Record Form to determine the total length of non-compliant sections for each Service Scope and for calculation of the reductions required for the month by determining the percentages of non-compliant sections for each Service Scope. The formats of Payment Reduction Calculation Table are attached as Appendix 8.
- 2) The prepared Payment Reduction Calculation Table shall become the basis of the payment request for the Maintenance Services.
- 3) Upon completion of Formal Inspection, the amounts indicated on the Monthly Statement and the Payment Reduction Calculation Table will be adjusted, if required. Such modified Monthly Statement and Payment Reduction Calculation Table shall be countersigned by the Engineer to sign it and present it to the Employer for payment, and to the Contractor for information.

### 8.2 Reduction Weighting for Non-Compliance on Maintenance Services

In accordance with the relevant clauses of the Performance Specifications and GCC, payment reduction is applied in case of non-compliance with Service Levels.

In accordance with the relevant clauses of the Conditions of Contract, Payment Reductions are applied in case of non-compliance with Service Level requirements, while Liquidated Damages are applied in the case of non-compliance with required Repair, Maintenance and Emergency Works.

The results of each formal inspection of the Service Levels and other performance criteria will be recorded by the Engineer in the form of a Memorandum. The Memorandum will state the type and location of any non-compliance detected, in particular those non-compliances already shown in the standard tables provided by the Contractor as part of the monthly statement. For each individual case of non-compliance, the Engineer will determine a date by which the Contractor must have completed the necessary measures in order to remedy the cause of the non-compliance. A follow-up site visit is therefore necessary at the date fixed by the Engineer, or soon thereafter, in order to verify that the Contractor has indeed remedied the cause of non-compliance.

If at the date indicated in the Memorandum, the Contractor has not remedied the cause for non-compliance, independent of the reason given for their failure to do so, the Contractor is subject to Payment Reductions in accordance with the relevant clauses of the Conditions of Contract.

Payment Reductions are variable over time. If the Contractor fails to remedy a cause of non-compliance for which a payment reduction has already been applied, the amount of the

PERFORMANCE BASED CONTRACT FOR MAINTENANCE OF SULTAN HAMUD - MAKINDU (A8) ROAD

payment reduction increases month by month for that particular cause of non-compliance, without a ceiling being applied, until compliance is established.

The calculation of the initial (first month) amounts of payment reductions, and the formula for their adjustment over time, is to be based on the following rules given in Table 2.8.

**Table 2.8: Amounts of Payment Reductions, and the Formula for Their Adjustment over Time**

<b>SULTAN HAMUD – MAKINDU (A8) ROAD</b>			
<b>SERVICE LEVEL CATEGORY</b>	<b>SERVICE LEVEL SCOPE</b>	<b>% OF UNIT RATES FOR NON-COMPLIANCE</b>	<b>Reference to Performance Specifications</b>
<b>DOCUMENTATION</b>	Contractor to provide during the formal inspection	<b>5%</b>	Clause 2.6.1
<b>ROAD USABILITY</b>	A) Passability, Road Works Advance Signs, Encroachments	<b>20%</b>	Table 2.2
<b>ROAD USER COMFORT</b>	B) Road Cleanliness, Potholes, Cracking, Rutting, Raveling, loose Pavement, Drop Off, Paved Shoulders, Concrete Pavement	<b>60%</b>	Clause 2.5.1
<b>ROAD DURABILITY</b>	C) Drainage ( <i>Lined/Unlined drains, Culverts, Drifts, Scour Checks, Gabions, Scour Checks, Manhole, Gulley pots etc.</i> )	<b>20%</b>	Clause 2.5.2
	D) Vegetation ( <i>Free Zone, Outer/Inner Vegetation, Tree within ROW, Extent of the RR</i> )	<b>20%</b>	Clause 2.5.4

PERFORMANCE BASED CONTRACT FOR MAINTENANCE OF SULTAN HAMUD - MAKINDU (A8) ROAD

	E) Structures ( <i>Concrete, Steel, Bridge Expansion Joints, Riverbeds</i> )	10%	Clause 2.5.5
	F) Road Furniture ( <i>Road signs, Edge Marker / Guide/ Kilometre Post, Traffic Signals, Streetlights, Road Marking / Studs, Guardrails / Pedestrian rails, humps etc.</i> )	60%	Clause 2.5.3
	G) Embankment and Slopes	5%	Clause 2.5.6
		200%	

**NOTE:**

1. Payment reduction is a % of the monthly lump sum for one km applied to each one-km section which does not comply.
2. Penalties can also be applied based on non-compliance as spelt out in the *PBC Guidelines Developed by the Ministry of Transport, Infrastructure, Housing, Urban Development and Public Works (MoTIHUD & PW) Edition 1.1 of February 2016*.

Note: (i) The Unit Rates of payment reductions (“PR<sub>n</sub>”) shown in the above table are applicable during the first 30 days of non-compliance.

(ii) If the non-compliance has not been remedied within thirty days, liquidated damages for periods beyond 30 days are calculated based on the following formula:

$$PR = 2^n PR_p \quad \text{considering:}$$

PR = New noncompliance rate to be applied

J = number of days of non-compliance

$$n = \left\lceil \frac{J-1}{30} \right\rceil \text{ rounded up to full number (without decimals)}$$

PERFORMANCE BASED CONTRACT FOR MAINTENANCE OF SULTAN HAMUD - MAKINDU (A8) ROAD

PRp = Percentage of rate of non-compliance of the previous month i.e.

Month 1 = **PRu**

Month 2 =  $2^n(\mathbf{PRu})$

Month 3 =  $2^n\{2^n(\mathbf{PRu})\}$

Month 3 =  $2^n\{2^n\{2^n(\mathbf{PRu})\}\}$  .....

(iii) Payment reductions and Liquidated damages will be charged as penalties and are non-recoverable in subsequent monthly payment certificates.

(iv) Failure to comply with the required service levels for a sequential/continuous period of **three (3)** months will lead to termination of the Contract by the Employer as stipulated in clause 63.1 (d) of the Condition of Contract. This failure should not exceed 30% of the overall monthly PBC amount per month.

A notice shall be served by the Engineer when the 30% reduction on the monthly payment of PBC is noted.

***Determination of Penalty for Encroachment***

In addition to the deduction for non-compliance indicated in **Table 2.8: Amounts of Payment Reductions and the Formula for Their Adjustment over Time**, the following schedule of penalties shall also apply for allowing/ failing to report to the Employer encroachment onto the road Reserve after the Commencement of the Contract.

**Table 2.8.1: SCHEDULE OF PENALTIES FOR ENCROACHMENT**

S/NO	ITEM ON ROAD RESERVE	PENALTY FOR NON-COMPLIANCE
1	Construction of Illegal structures (kiosks, shades etc.)	KSH 50,000.00 per structure
2	Construction of illegal access	KSH 50,000.00 per access
3	Erection of illegal/ unauthorized advertisements (Billboards, banners, posters etc.)	KSH 50,000.00 per advertisement
4	Illegal works (trenching for fibre optic cables, water, sewer lines etc.)	KSH 50,000.00 per event
5	Car wash	KSH 50,000.00 per car wash
6	Vending of flowers & tree seedlings	KSH 50,000.00 per establishment
7	Any other encroachment	KSH 50,000.00 per event

PERFORMANCE BASED CONTRACT FOR MAINTENANCE OF SULTAN HAMUD - MAKINDU (A8) ROAD

\*The deductions in the above schedule shall be applied in the monthly statement for the month during which the encroachment is detected and every subsequent month thereafter until the Contractor demolishes or removes the illegal structure, access, advertisement, car wash, vending of seedlings establishment, works etc. as the case shall be.

***Determination of Liquidated Damages***

For **Emergency Works**, the liquidated damages are **0.05% of the contract price bill item for emergency works**,

**For the particular item delayed**, per calendar day of delay, of the payment normally due for the specific Works for which completion is delayed, the liquidated damages are up to a limit of 10% of the contract price for the Repair Works.

**9 Formal Inspection**

The Formal Inspection shall be carried out jointly by the Engineer and the Road Manager at the end of each month. The Engineer shall notify the Contractor that he intends to carry out Formal Inspection in writing within 7 days of notification. The Contractor shall inform the Engineer of the proposed date and time and shall prepare for Formal Inspection. The main purpose of carrying out the Formal Inspection is to enable the Engineer to verify the information presented in the Contractor's Monthly Statement with the actual observed and measured conditions on the site.

**9.1 Procedure for Formal Inspection**

The Contractor shall submit the following documents as indicated in Table 10.1 to the Engineer for scrutiny prior to the Formal Inspection after the receipt of notification of carrying out Formal Inspection. The Contractor shall provide sufficient time to the Engineer to allow full scrutiny of the submitted documents.

*Table 10.1 List of Documents for Formal Inspection*

<b>Appendices</b>	<b>Names of Documents</b>	<b>Mandatory Submission</b>	<b>Submission, if requested by the Engineer</b>
1	Defect Detection and Rectification Lists	✓	
2	Daily Work Records		✓

PERFORMANCE BASED CONTRACT FOR MAINTENANCE OF SULTAN HAMUD - MAKINDU (A8) ROAD

3	Daily Patrol Records		✓
4	Monthly Photo Records		✓
5	Incident Condition & Activity Reports	✓	
6	Detail Self – Inspection Result Record Form	✓	
7	Payment Reduction Calculation Table	✓	

The criteria of each Service Level shall be checked jointly by the Engineer and the Road Manager at sections selected by the Engineer based on visual appearance. The Engineer shall be the sole judge of compliance. If a specified criterion is not met, the one-kilometer section in which the deficit occurs will be judged non-compliant in accordance with the Self Inspection Result Record Form.

The Engineer shall prepare a brief Memorandum describing

- i) The general circumstances of the site visit, including date, road sections visited, persons present, etc.,
- ii) Any non-compliance which may have been detected, and
- iii) The time granted by the Engineer to the Contractor to remedy the detected defects.

The results of Formal Inspection on Service Levels will be recorded by the Engineer in this Memorandum. The Memorandum will state the type and location of any non-compliance detected, in particular those non-compliances already shown in the most recent Self Inspection Result Record Form provided by the Contractor as part of the Monthly Statement. For each individual case of non-compliance, the Engineer will determine a date by which the Contractor must have completed the necessary measures in order to remedy the cause of the non-compliance. A follow-up site visit is therefore necessary at the date fixed by the Engineer, or soon thereafter, in order to verify that the Contractor has indeed remedied the cause of non-compliance. If at the date indicated in the Memorandum, the Contractor has not remedied the cause for non-compliance, independent of the reason given for their failure to do so, the Contractor is subject to payment reduction in accordance with the relevant clauses of the Performance Specifications and GCC.

Based on the outcome of the Formal Inspection and subsequent remedies by the Contractor or otherwise, the Engineer will correct any possible errors or misrepresentations in the Contractor's Monthly Statement, countersign it and present it to the Employer for payment, and to the Contractor for information.

## 10 Performance Monitoring by the Employer

The Contractor shall acknowledge that the Employer encourages adoption of proactive approach by the Contractor on performing the Maintenance Services. To maintain such

## PERFORMANCE BASED CONTRACT FOR MAINTENANCE OF SULTAN HAMUD - MAKINDU (A8) ROAD

approach, the Employer shall have the power to entrust the Engineer to conduct monthly performance monitoring on the Contractor.

The Contractor, shall within seven (7) days of commencement, prepare and submit for the Engineer's approval the forms listed herein and any other that will be required for monitoring, recording and checking the compliance of service levels during the implementation of Contract.

These forms are;

- ✓ Daily Work Record Form
- ✓ Daily Patrol Record Form
- ✓ Photo Record Form
- ✓ Incident Report Form
- ✓ Defect Detection and Rectification List
- ✓ Detail Self-Inspection Result Report Form (Paved Road)
- ✓ Summary Self-Inspection Report Form (Paved Road)
- ✓ Payment Reduction Calculation Table (Paved Road)
- ✓ Summary of Statement for Payment Account (Monthly Statement)

- 1) Performance monitoring will be conducted on service level compliance, self-control unit performance, work safety performance, performance on environment and social management, corrective order management and statutory compliance. The format of Monthly Evaluation Form is attached as Appendix 9, for the purpose of performance monitoring.
- 2) The result of performance monitoring of each month will be used for the evaluation of the Contract or at the end of each year. Evaluation of the Contractor shall be carried out by the Engineer using the Contract Evaluation Tally Sheet, which is attached as Appendix 10.

The total aggregate weighting of 100% is applied to 6 criteria in 1) above, with the weighting of 50% on service level compliance, 20% on work safety performance, 0% on statutory compliance and the remaining criteria each weighing 10%.

- 3) The result of each month on each criterion will be evaluated either a pass or a fail. The tally will be made at the end of each month, collected to the end of the year and to arrive at the performance of the criterion as the percentage of pass attained during the year. The respective weight will be applied to arrive at the evaluation score, with the maximum score of 100 and the minimum score of 0. For statutory compliance, the evaluation score will not be tabulated, but a penalty of 20 will be imposed in case the Contractor faces violation on statutory compliance at least once in a year.



## PERFORMANCE BASED CONTRACT FOR MAINTENANCE OF SULTAN HAMUD - MAKINDU (A8) ROAD

- 4) Performance monitoring will be conducted on service level compliance, self-control unit performance, work safety performance, performance on environment and social management, corrective order management and statutory compliance. The format of Monthly Evaluation Form is attached as Appendix 9, for the purpose of performance monitoring.
- 5) The result of performance monitoring of each month will be used for the evaluation of the Contract or at the end of each year. Evaluation of the Contractor shall be carried out by the Engineer using the Contract Evaluation Tally Sheet, which is attached as Appendix 10.

The total aggregate weighting of 100% is applied to 6 criteria in 1) above, with the weighting of 50% on service level compliance, 20% on work safety performance, 0% on statutory compliance and the remaining criteria each weighing 10%.

- 6) The result of each month on each criterion will be evaluated either a pass or a fail. The tally will be made at the end of each month, collected to the end of the year and to arrive at the performance of the criterion as the percentage of pass attained during the year. The respective weight will be applied to arrive at the evaluation score, with the maximum score of 100 and the minimum score of 0. For statutory compliance, the evaluation score will not be tabulated, but a penalty of 20 will be imposed in case the Contractor faces violation on statutory compliance at least once in a year.

### 11 Handover Report

Immediately prior to the completion of the contract, the Contractor shall prepare a Handover Report and submit to the employer. The purpose of the Handover Report is to provide a smooth transition to the next contract and ensure that the next contractor is aware of any outstanding issues. The Report will:

- a) Summarize any unresolved issues;
- b) Include the most recent complete set of data on the roads covered by the contract, and
- c) Provide the following details as shall be agreed by the Engineer:
  - i) A schedule of outstanding defects.
  - ii) Any unresolved issues, especially those that may impact on the next Contractor.
  - iii) Details of any sensitive issues.
  - iv) Any on-going special monitoring/maintenance needs

PERFORMANCE BASED CONTRACT FOR MAINTENANCE OF SULTAN HAMUD -  
MAKINDU (A8) ROAD  
**SECTION VI-B: SPECIFICATIONS ON INSTRUCTED WORKS**

The following specifications shall be used in the Tender

1. STANDARD SPECIFICATIONS - Standard Specifications refers to the Standard Specifications for Road and Bridge Construction, 1986 Edition
2. The Standard Road Maintenance Manual
3. The Special Specifications – Detailed hereunder

## PERFORMANCE BASED CONTRACT FOR MAINTENANCE OF SULTAN HAMUD - MAKINDU (A8) ROAD

### 101 SPECIAL SPECIFICATIONS

Special specification is supplementary to the Standard Specifications and the two must be read in conjunction. In any case where there appears to be conflict between the two then the Special Specifications will take precedence.

### 102 LOCATION OF CONTRACT

The project road is a section of Road A8, and is located within Makueni County. The road starts at Sultan Hamud Bridge and ends at the Nairobi – Mombasa highway/ Makindu -Wote road junction at Makindu town. The road project is a 2-way single carriageway characterized by high volumes of traffic. The total length of this road is approximately 61 kilometres. The site of the works also includes:

- a) Paved service roads at Masimba (approx. 0.160KM) and Kiboko (approx. 0.530KM) towns
- b) Paved truck parks at Sultan Hamud (approx. 3,350m<sup>2</sup>), Masimba (approx. 2,570m<sup>2</sup>) and Kiboko (approx. 2,860m<sup>2</sup>) towns.
- c) Sections of old alignment at Emali (approx. 2KM) and between Masimba and Kiboko River (approx. 9KM)

### 103 EXTENT OF CONTRACT

The works to be executed under the Contract comprise mainly but not limited to the following as shall be directed by the Engineer;

- General: Office Administration and Overheads
- Improvement works at the RE's office at Sultan Hamud. The works are as listed in Appendix D of the Bill of Quantities.
- Protection works: Provision of gabion boxes and stone pitching on selected drains and structures of the road as directed by the Engineer
- Drainage works: Excavation and lining of road side drains and provision of culverts (600mm and 900mm dia) as instructed by the Engineer.
- Shoulder maintenance works on selected sections of the road as directed by the Engineer
- Base repairs using DBM on selected sections

## PERFORMANCE BASED CONTRACT FOR MAINTENANCE OF SULTAN HAMUD - MAKINDU (A8) ROAD

- Pothole patching, pavement regulation, overlay and reinstatement using asphalt Type 1 on selected sections
- Provision of road marking and other specified road furniture
- Performance based maintenance of the carriageway, road reserve and structures to the required service level

Any other activity not listed above in either category but deemed to be necessary by the Engineer, shall be subject to the Engineer's formal instructions within the mode of payment stipulated either by day works or on a measured basis.

### **104 PROGRAMME OF EXECUTION OF THE WORKS**

The contractor shall provide the works programme, required under Clause 8.3 of the Conditions of Contract, within 28 days of receipt of the Engineer's Order to commence work.

The programme shall be co-ordinated with climatic and other conditions to provide for the completion of the works in the order and by the time specified.

The Contractor shall carry out the contract in accordance with the programme agreed with the Engineer, but he shall in no manner be relieved by the Engineer's approval of the programme, of his obligation to complete the works in the prescribed order and by the prescribed completion date and he shall from time to time review his progress and make such amendments to his rate of execution of the works as may be necessary to fulfil his obligations.

### **105 ORDER OF EXECUTION OF WORKS**

In addition to Clause 105 of the Standard Specification the Contractor shall carry out the Works such that a continuous and consecutive output of fully completed work is achieved.

### **107 TAKING OVER CERTIFICATE**

The minimum length of the road for which a certificate will be issued under Clause 10 of the conditions of Contract shall be a whole length of the road substantially completed.

### **109 NOTICE OF OPERATIONS**

(a) Add the following sub- Clause.

Notification Terms

## PERFORMANCE BASED CONTRACT FOR MAINTENANCE OF SULTAN HAMUD - MAKINDU (A8) ROAD

It shall be the Contractor's responsibility to notify the Engineer when any item of works scheduled are completed and ready for approval, and the contractor shall give sufficient notice to allow control test to be performed.

### Explosive and Blasting

- b) The requirements of the Laws of Kenya governing explosives and other requirements and regulations of Government of Kenya and other authorities shall be complied with.
- c) No explosives of any kind shall be used without prior written consent of the Engineer.

The Contractor shall be solely responsible for the provision, handling, storage and transporting of all explosives, ancillary materials and all other items of related kind whatsoever required for blasting.

## **120 PROTECTION OF EXISTING WORKS AND SERVICES**

The Contractor shall acquaint himself with the position of all existing services such as sewers, water drains, cables for electricity and telephone, lighting and telephone poles, water mains, etc., before commencing any excavation or other work likely to affect the existing services.

The cost of all plant, equipment and materials, labour, technical and professional staff, transport and the like necessary for determining the locations of existing services, including the making good of any damage caused to such services all to the satisfaction of the Engineer, shall be deemed to be included in the tender rates. No other payment shall be made for the costs of such operations, nor for the making good of damage caused thereby to the existing services.

The Contractor shall be held responsible for injury to existing structures, works or services and shall indemnify and keep indemnified the Employer against any claims in this respect (including consequential damages).

## **124 LAND FOR ALL CAMPS SITES AND FOR THE CONTRACTOR'S OWN PURPOSES, INCLUDING TEMPORARY WORKS.**

Notwithstanding Clause 124 of the Standard Specification all requirements of land for temporary works and construction purposes shall be to the approval of the Engineer but the Contractor will make all necessary arrangements with the property owners concerned and pay all charges arising therefrom. On or before completion of the Contract, the Contractor shall remove all temporary

## PERFORMANCE BASED CONTRACT FOR MAINTENANCE OF SULTAN HAMUD - MAKINDU (A8) ROAD

works and shall restore all such land to the condition in which it was immediately prior to the occupation thereof as far as is reasonable and practicable. No separate payment will be made to the Contractor on account of these items and the Contractor must make due allowance for them in his rates.

Notwithstanding Clause 120 of the Standard Specifications, the Contractor shall be required to appoint competent surveyors who will liaise with the Engineer on matters related to the demarcation of the existing road reserve, site measurements, removal and reinstatement of existing services.

After extraction of materials, all borrows pits shall be backfilled to the satisfaction of the Engineer. In particular, borrow pits near the project road shall be backfilled in such a way that no water collects in them.

Spilling of bitumen fuels Oils and other pollutants shall be cleared up including removal of excavated material from the pavement to spoil.

### **128 STORAGE OF MATERIALS**

All materials shall be stored on site in a manner approved by the Engineer and the Contractor shall carefully protect from the weather all work and materials which may be affected thereby.

### **129 TEST CERTIFICATES**

When instructed by the Engineer the Contractor shall submit certificates of test from the suppliers of materials and goods required in connection with the works as the Engineer may require.

Such certificates shall certify that the materials or goods concerned have been tested in accordance with the requirements of the specifications and shall give the results of all the tests carried out. The Contractor shall provide adequate means of identifying the materials and goods delivered to the site with the corresponding certificates.

### **131 SIGNBOARDS**

The Contractor shall provide and erect two (2) publicity signs on the site as directed. The Engineer shall, as shown in the Drawings, direct the minimum dimensions and thickness of the steel framework and sheet. The framework and sheet shall be prepared and painted black, while the ring at the top of the supporting frames shall be painted white. The wordings and KeNHA's logo shall be printed on backlit sticker paper resistant to the effects of weather using reflectorized paint or material

**PERFORMANCE BASED CONTRACT FOR MAINTENANCE OF SULTAN HAMUD - MAKINDU (A8) ROAD**

approved by the Engineer. The colours, fonts and heights of the letters shall be as indicated on the attached drawings and as directed by the Engineer.

Payment for the Publicity signboards shall be made in instalments in accordance with the following conditions: -

- (a) 50% when the signboards are accepted by the Engineer fully installed
- (b) 30% in equal monthly instalments from the date Engineer accepts the signboards fully installed over the remainder of the Contract period. This payment shall be deemed to cover the securing and maintenance of the signboards and the Engineer may withhold or reduce payment if the contractor fails in these obligations
- (c) 20% when the signboards have been removed and the site cleared at the end of contract period or earlier if the Engineer has no further use of the signboards
- (d) Each instalment will be subject to the deduction of retention money

Signboard shall be removed and transported to KeNHA’s Yard at the end of Defects Notification Period.

**132.7 ENGINEER’S OFFICE, FURNITURE AND EQUIPMENT**

The Contractor may be instructed by the Engineer under Clause 13.5 of the General Conditions of Contract to make payments of general receipted accounts for such items as stationery, stores, furniture and equipment, claims and allowances for supervision personnel and any miscellaneous claims or the Engineer may direct the Contractor to purchase or pay for the above. The Contractor will, on provision of receipts, be paid under appropriate bill items in the BOQ.

Further, the Contractor shall, as provided for in the Bills of Quantities provide and maintain the listed office furniture and equipment as specified in the Appendix to Bill item 1.03 of Bill of Quantities with a dealer’s certificate and warranty accompanying the furniture and equipment.

The Contractor, when instructed, shall provide and install at the Engineer’s office the Equipment specified below with a dealer’s certificate and warranty:

**1. Desktop Specifications**

<b>RECOMMENDED MINIMUM TECHNICAL SPECIFICATIONS</b>	
<b>ITEM</b>	<b>REQUIREMENT</b>
Processor & Core Logic	Core i7-6700 3.4GHz, 4 Cores

PERFORMANCE BASED CONTRACT FOR MAINTENANCE OF SULTAN HAMUD - MAKINDU (A8) ROAD

System Memory	12 GB DDR4
Storage Subsystem	1TB HDD
Form Factor	Tower / Desktop
Power System	220 – 240 V AC Power supply
Display/Graphics	23” TFT Flat panel Color LCD, Same brand as CPU minimum Resolution 1024x768.
Graphics Card	2 GB GDDR5 Dedicated
Keyboard and Pointing Device	Enhanced keyboard & Optical Scroll mouse
Audio	Stereo audio system full multimedia with speakers
Communication interface	100/1000 MBS Fast Ethernet NIC
I/O interface ports	PS/2 compatible keyboard, Serial Port, Parallel Port, USB Port, Ethernet, VGA Port
Operating System	64-Bit MS Windows 8.1 or later.
	NOTE: Volume license of all Computers uploaded on KeNHA Volume License portal
Application Software	Microsoft Office 2016 or later.
Anti-Virus	Latest Antivirus Version with media and License
UPS	700VA UPS
Warranty	1 year
Brochure	Manufacture’s Literature and Detailed Specifications (Be Attached)

All office furniture and equipment bought under the Contract shall revert to the Employer at the end of the project. Payment for provision of the office including the furniture shall be paid against the appropriate bill items in the BOQ.

### 132.8 ENGINEER’S LABORATORY AND SURVEY EQUIPMENT

The Contractor may be directed to pay for stationery, equipment or reagents that are foresaid and also pay for servicing and repair of the laboratory equipment being used on the project.

The Contractor shall provide, install and maintain in a good state of repair, such laboratory, survey and other equipment as listed for the duration of the contract.



## PERFORMANCE BASED CONTRACT FOR MAINTENANCE OF SULTAN HAMUD - MAKINDU (A8) ROAD

Such equipment shall be of approved manufacture, and shall be made available to the Engineer for the Engineer's exclusive use throughout the Contract, not later than three (3) weeks after the Engineer's order to supply. All equipment shall be ready to use and complete to perform the tests. The equipment shall revert to the Employer on completion of the Contract

Any delays to the Contractor or the Contractor's activities caused by the Engineer being unable to perform survey work, field or laboratory tests due to the Contractor's failure to supply and/or maintain the said equipment shall be deemed to have been caused entirely by the Contractor's own actions, and any consequences of such delays shall be interpreted as such.

The payment to comply with this requirement is provided in the Bill of Quantities and ownership of all equipment shall revert to the Employer after the completion of the Works.

Failure by the Contractor to provide or maintain the equipment shall make him responsible to bear all costs that may be incurred as a result of the Engineer's staff using alternative means of communication, including delays in supervision and approval of Works by the Engineer. List of Laboratory and Survey Equipment shall revert to the Employer at the end of the Contract.

The laboratory equipment shall be purpose-made for use in highways materials testing laboratories and shall comply with the relevant British (BS) or American (AASHTO) Standards.

### **Resident Engineer's Laboratory Furniture and Equipment**

As listed in Appendix to Item 01-80-026A of the bills of quantities.

### **Resident Engineer's Survey Equipment**

As listed in Appendix to Item 01-80-026A of the bills of quantities.

## **132.3 COMMUNICATION FOR THE ENGINEER**

### **Internet and e-mail services**

Where directed, the contractor shall provide 24 hours terrestrial or wireless internet connectivity with minimum throughput speed of 10 Megabytes per second for the exclusive use by the Engineer, including all accessories and Terminal Equipment and pay for all associated installation, maintenance and usage charges throughout the duration of the contract.

PERFORMANCE BASED CONTRACT FOR MAINTENANCE OF SULTAN HAMUD -  
MAKINDU (A8) ROAD

The contractor shall allow for the provision and maintenance of internet connectivity and associated costs as per Appendix to item 01-80-026A of the Bills of Quantities.

**137 ATTENDANCE UPON THE ENGINEER AND HIS STAFF**

Add the following:

- (a) The Contractor shall pay wages (including all overtime and all allowances) to fulfil the requirements of Clause 137 of the Standard Specification.

The Contractor will be paid for the wages on a prime cost basis plus a percentage for overheads and profits under appropriate items in the Bills of Quantities. Overtime will be the Contractor's responsibility and rates to be used for the payment of overtime will be the salary levels defined by the Resident Engineer for his staff.

The costs, for attendance required by this Clause 137, shall be as specified in the attached table: -

PERFORMANCE BASED CONTRACT FOR MAINTENANCE OF SULTAN HAMUD - MAKINDU (A8) ROAD

<u>Designation</u>	<u>Number</u>
Deputy Director/RE	1
Corridor Director/RE	1
Senior Engineer/DRE	1
Engineer/ARE	1
Inspector/Superintendent	1
Assistant Engineer (Project)	1
Project Inspector	1
Trainee Engineer	1
Laboratory Technician	1
Laboratory Attendant	1
Office Assistant	1
Surveyor	1
Leveller	1
Chainman	1
Secretary	1
Drivers	1

and shall be paid for under Item 01-80-030A of the Bill of Quantities.

When instructed to do so, the Contractor shall issue appointment letters to the recommended staff and include them in his payroll as per the wages guide listed in Appendix A to item 01-80-030A. In addition to the above listed staff, the Employer will attach under training or internship/Industrial attachment additional number of technical staff comprising Engineers, Inspectors, Surveyors and Materials Technologists/Technicians. These staff shall be paid a stipend as shall be directed by the Engineer and the Contractor shall be reimbursed under Item 01-80-030A of the Bill of Quantities.

Payment of the RE's staff wages shall be made at the end of every month, when instructed. Failure to pay the wages within the stipulated time shall attract penalties as stipulated in the appendix to form of tender. Reimbursement shall be made only upon provision of copies of appointment letters of staff seconded by the RE, and proof of remittance of all statutory deductions.

PERFORMANCE BASED CONTRACT FOR MAINTENANCE OF SULTAN HAMUD -  
MAKINDU (A8) ROAD

**138 VEHICLES AND DRIVERS FOR THE ENGINEER AND HIS STAFF AND  
METHOD OF PAYMENT**

In addition to provisions of the Clause 138 of the Standard Specification, the Contractor shall, when instructed to do, so provide and maintain in good working conditions, the number and type of vehicle specified in the **Bill of Quantities** for exclusive use of the Engineer and his staff throughout the Contract. The type and brand of the vehicle must be approved by the Engineer before supply by the Contractor. **Used vehicles SHALL NOT be accepted.**

The Contractor shall insure comprehensively the vehicles for any licensed driver during normal working hours and whenever required by the Engineer.

The Contractor shall provide, and load with cash whenever instructed, a fuel card for each vehicle. Further, the Contractor shall meet all costs of all road tolls as may be instructed by the Engineer. Reimbursement for this provision shall be made under item 01-80-026A of the Bill of Quantities.

Should any vehicle supplied not be in road worthy condition, the Contractor shall provide equivalent replacement vehicle until such time as the original vehicle is repaired to the satisfaction of the Engineer and returned for use.

Payment for the vehicles up to 4,000Km shall be by months. Payment for mileage above 4,000Km shall be made at a rate per kilometer. The payment shall be inclusive of all lubricants, servicing, insurance, maintenance and repairs. Payment shall be made under relevant items in Bills of Quantities No. 1.

Failure to provide fuel as instructed by the Engineer will result in a deduction in the payment for the provision of the project vehicle, prorated on a daily basis equivalent to the number of days of which there was delay in the provision of the required fuel.

**Note: Payment for vehicles will be done upon approval of the vehicles by the RE and submission of monthly fuel card statements**

The vehicles provided under this clause shall revert to the Contractor.

**139 MISCELLANEOUS ACCOUNTS**

The Contractor maybe instructed by the Engineer to make payments of general miscellaneous accounts for such items as stationary, stores and equipment and miscellaneous supervision personnel

PERFORMANCE BASED CONTRACT FOR MAINTENANCE OF SULTAN HAMUD - MAKINDU (A8) ROAD

and claims or the Engineer may direct the Contractor to purchase or pay for the above. The Contractor will be paid on a prime cost basis plus a percentage for overheads and profits under appropriate items in the Bills of Quantities.

**140 PAYMENT OF OVERTIME FOR ENGINEER'S JUNIOR STAFF**

Delete in the last line the words "shall be at the Contractor's own expense" and substitute with "including the specified percentage for administrative overheads shall be paid by the Contractor to the Engineer".

Add the following

If the Contractor wishes to execute permanent work outside the Engineer's normal working hours, as stated in Clause 108 of this Specification, then the payment for the overtime for Engineer's support staff shall be paid by the Contractor, at the latest Ministry of Labour rate.

**141 MEASUREMENT AND PAYMENT**

Delete Sub-Clause 141 (a) entirely and substitute with:

(a) No Preliminary item has been included in this Contract. All Contractor's mobilization and general costs shall therefore be included in relevant rates in the Bill of Quantities.

**142 ENVIRONMENTAL PROTECTION**

The Contractor shall comply with the Statutory Regulations in force in Kenya regarding environmental protection and waste disposal, and shall liaise with the National Environmental Management Agency (NEMA).

Within four (4) weeks of the order to commence work, the Contractor shall prepare and submit a specific Environmental Management Plan for the project and his operations, relating to the approved Environmental Impact Assessment. The Environmental Management Plan shall outline potential environmental hazards and risks, and provide an action plan to deal with the hazards, minimise the risks, and mitigate adverse environmental impacts, and include a general decommissioning plan covering all relevant aspects of the project. The Environmental Management Plan shall identify monitoring indicators and reporting requirements.

The Contractor shall be required to submit environmental progress reports to the Engineer every three (3) months.

## PERFORMANCE BASED CONTRACT FOR MAINTENANCE OF SULTAN HAMUD - MAKINDU (A8) ROAD

The Contractor shall ensure so far as is reasonably practicable and to the satisfaction of the Engineer; that the impact of the construction on the environment shall be kept to a minimum and that appropriate measures are taken to mitigate any adverse effects during the construction.

- (a) The Contractor shall exercise care to preserve the natural landscape and shall conduct his construction operations so as to prevent any unnecessary destruction, scarring, or defacing of the natural surroundings in the vicinity of the work. Except where clearing is required for permanent works, all trees, native shrubbery, and vegetation shall be preserved and shall be protected from damage by the Contractor's construction operations and equipment. All unnecessary destruction, scarring, damage or defacing resulting from the Contractor's operations shall be repaired, replanted, reseeded or otherwise corrected as directed by the Engineer, and at the Contractor's expense.
- (b) The Contractor shall ensure that measures are in place to control soil erosion and water pollution, by use of berms, dykes, silt fences, brush barriers, dams, sediment basins, filter mats, netting, gravel, mulches, grasses, slope drains, contour banks, and other erosion control devices and methods. Temporary erosion control provisions shall be coordinated with permanent erosion control features to assure economical, effective and continuous measures throughout the period of the works. The Contractor's attention is drawn to the requirements of Clause 502, in that works need to be progressively finished so that permanent vegetation can establish quickly to mitigate soil erosion and erosion of drains.
- (c) The Contractor shall provide all the labour, equipment, materials, and means required and shall carry out proper and efficient measures wherever and as often as necessary to minimise the dust nuisance.
- (d) The Contractor shall comply with all applicable Kenyan laws, orders and regulations concerning the prevention, control and abatement of excessive noise. Blasting, use of jackhammers, pile driving, rock crushing, or any other activities producing high-intensity impact noise may be performed at night only upon approval of the Engineer.
- (e) Immediately after extraction of materials, all borrows pits shall be backfilled to the satisfaction of the Engineer. In particular borrow pits near the project road shall be backfilled in such a way that no water collects in them.

## PERFORMANCE BASED CONTRACT FOR MAINTENANCE OF SULTAN HAMUD - MAKINDU (A8) ROAD

(f) Spilling of bitumen fuels Oils and other pollutants shall be cleared up.

(g) The Contractor's attention is drawn to the requirements of the Standard Specification in regard to the environment and in particular to the following clauses:

Clause 115: Construction Generally

Clause 116: Protection from Water

Clause 136: Removal of Camps

Clause 605: Safety and Public Health Requirements Clause

Clause 607: Site Clearance and Removal of Topsoil and Overburden

(h) Payment in respect of this Clause 142 is included as a Lump Sum in the Bill of Quantities. Payment of the Lump Sum will be by equal monthly instalments over the period of the Contract excluding the Period of Maintenance. The total sum of the instalments shall not exceed the Lump Sum, and payment of the monthly instalment will only be made for that month if the Engineer is satisfied that the Contractor has fully complied with the requirements of Clause 142, otherwise the Contractor shall forfeit such instalment.

## **SECTION 2: MATERIALS AND TESTING OF MATERIALS**

### **205 SOILS AND GRAVEL**

All materials testing shall be in accordance with section 2 of the Standard Specifications

## **SECTION 3 - SETTING OUT & TOLERANCES**

### **301 SETTING OUT**

- a) In addition to the provisions of clause 3.01(a) if the traverse points to be used for the setting out are close to the existing carriageway and interfere with construction works then the Contractor will have to relocate them to a location where they will not be disturbed. The coordinates and heights of all traverse points so located shall be listed and provided to the Engineer for checking and/or approval. Contractor shall also monument the new centreline every 200m along straight and all salient points along curves by a pin in the concrete beacon before commencement of any works.

## PERFORMANCE BASED CONTRACT FOR MAINTENANCE OF SULTAN HAMUD - MAKINDU (A8) ROAD

The road reserve boundary posts shall have 12mm diameter steel pins embedded in concrete, 200mm long with 25mm exposed to the air, sticking out from its top surface. This pin shall be co-ordinated and heighted and result of the same shall be provided to the Engineer for approval. Cost of these works shall be included in the rates as no separate item has been provided.

Commencement of the works shall not be permitted until this basic survey data has been provided and approved by the Engineer for at least 2 KM of the road.

### b) Detailed Setting Out

Reference pegs shall be 50mm by 50mm in section 600mm long driven 400mm firmly into ground and painted white above the ground. The offset from centre line shall be indicated by small nail 20mm to 25mm long with its head driven flush with the top of the peg.

Chainage, offset and reference elevation shall be clearly indicated to the sides of the peg to the satisfaction of the Engineer.

After cutting of benches and prior to commencement of earthworks or subgrade works, Contractor shall take cross-sections again and submit the copy of the same to Engineer for agreement. These cross-sections shall then be used as basis of measurement for all subsequent layers, unless otherwise stated.

## **SECTION 4- SITE CLEARANCE AND TOP SOIL STRIPPING**

### **401 SITE CLEARANCE**

Site Clearance shall be carried out as directed by the Engineer.

### **REMOVAL OF TOPSOIL**

Topsoil shall include up to 200mm depth of any unsuitable material encountered in existing or newly constructed drains, drainage channels, and accesses.



PERFORMANCE BASED CONTRACT FOR MAINTENANCE OF SULTAN HAMUD -  
MAKINDU (A8) ROAD  
**SECTION 5: EARTHWORKS**

**504 PREPARATION PRIOR TO FORMING EMBANKMENT**

Where benching of the existing pavement is required to accommodate earthworks subgrade or subbase for widening of the road, the rate for compaction of existing ground shall be deemed to cover this activity.

Excavation in the pavement of the existing road shall be kept dry. In the event of water penetrating the underlying layer, construction of the subsequent layers shall be postponed until the underlying layers are dry enough to accommodate the construction plant without deforming or otherwise showing distress.

Step construction shall be carried out per layer at the joint where excavating both vertically and perpendicular to the direction of the travel. The step shall be 500mm perpendicular to the direction of the travel and 150mm vertical unless otherwise instructed by the Engineer.

Special care shall be taken when compacting the new material at the joint ensuring that specified density is achieved.

**505 CONSTRUCTION OF EMBANKMENTS**

Only material approved by the Engineer shall be used for fill in embankments.

Material with high swelling characteristics or high organic matter content and any other undesirable material shall not be used, unless specifically directed by the Engineer. Unsuitable material shall include:

- (i) All material containing more than 5% by weight of organic matter (such as topsoil, material from swamps, mud, logs, stumps and other perishable material)
- (ii) All material with a swell of more than 3% (such as black cotton soil)
- (iii) All clay of plasticity index exceeding 50.
- (iv) All material having moisture content greater than 105% of optimum moisture content (Standard Compaction)

## PERFORMANCE BASED CONTRACT FOR MAINTENANCE OF SULTAN HAMUD - MAKINDU (A8) ROAD

**Subgrade:** Shall mean upper 300mm of earthworks either in-situ or in fill and subgrade shall be provided for as part of earthworks operation and payment shall be made as “fill”. The material for subgrade shall have a CBR of not less than 8% measured after a 4-day soak in a laboratory mix compacted to a dry density of 100% MDD (AASHTO T99) and a swell of less than 1%.

**Subgrade repair:** Where directed by the Engineer, any localized failure in the subgrade shall be repaired by filling in selected soft, hard or natural of minimum CBR 30% and compacted in accordance with clauses in the specifications applying to normal subgrade.

**Embankment repair:** Where directed by the Engineer, any localized filling in soft, hard or natural; selected material requirements shall be executed with Clause 505.

### 508 COMPACTION OF EARTHWORKS

At pipe culverts, all fill above ground level around the culverts shall be compacted to density of 100% MDD (AASHTO T.99) up to the level of the top of the pipes or top of the surround(s), if any and for a width equal to the internal diameter of the pipe on either side of the pipe(s) or surround(s) as applicable.

At locations adjacent to structures, all fill above ground level up to the underside of the subgrade shall be compacted to density of 105% MDD (AASHTO T.99). In case of fill around box culverts this should be carried out for the full width of the fill and for a length bounded by the vertical plane passing through the ends of the wing-walls.

Notwithstanding the provision of clause 503 of the standard Specification, Compaction of subgrade material (i.e., material immediately below formation) in cut areas shall not be carried out by the contractor in areas where the formation is formed in hard material, unless the Engineer issues specific instructions to the contrary are issued.

Where improved sub-grade material shall be required, this shall be compacted and finished to the same standards and tolerances as those required for normal subgrade and clauses in the specifications applying to normal subgrade shall also apply.

### 511 BORROW PITS

*The first part of the Standard Specification is amended as follows: -*

## PERFORMANCE BASED CONTRACT FOR MAINTENANCE OF SULTAN HAMUD - MAKINDU (A8) ROAD

Fill material which is required in addition to that provided by excavation shall be obtained from borrow pits to be located and provided by the Contractor but to the approval of the Engineer contrary to what has been stated.

### **517 MEASUREMENT AND PAYMENT**

Notwithstanding the provisions of clause 517 of the standard specifications, the rate for compaction of fill in soft material shall allow for the requirements of clause 508 of the special specification and no extra payment shall be made for compaction around pipe culverts (100% MDD AASHTO T.99).

## **SECTION 6 - QUARRIES, BORROW PITS, STOCKPILES AND SPOIL AREAS**

### **601 GENERAL**

Notwithstanding any indications to the contrary in the Standard specification the Engineer will not make available to the Contractor any land for quarries, borrow pits, stockpiles and spoil areas, except for those areas in road reserves specifically approved by him.

The contractor will be entirely responsible for locating suitable sources of materials complying with the Standard and Special Specifications, and for the procurement, Wining, haulage to site of these materials and all costs involved therein. Similarly, the contractor will be responsible for the provision and costs involved in providing suitable areas for stockpiling materials and spoil dumps. Should there be suitable sites for spoil dumps or stockpiles within the road reserve forming the site of the works the Contractor may utilise these subject to the approval of the Engineer.

No additional payment will be made to the Contractor to cover costs arising from the requirements for this Clause and the Contractor must include these costs in the rates inserted into the Bills of Quantities.

### **602 MATERIAL SITES**

The information on possible material sites is given for the general guidance of bidders. Bidders are however advised to conduct their own investigation as the information contained therein is neither guaranteed nor warranted

PERFORMANCE BASED CONTRACT FOR MAINTENANCE OF SULTAN HAMUD -  
MAKINDU (A8) ROAD

**603 PROVISION OF LAND**

Notwithstanding any indications to the contrary in the Standard specification the Engineer will not make available to the Contractor any land for quarries, borrow pits, stockpiles and spoil areas, except for those areas in road reserves specifically approved by him.

The contractor will be entirely responsible for locating suitable sources of materials complying with the Standard and Special Specifications, and for the procurement, Wining, haulage to site of these materials and all costs involved therein. Similarly, the contractor will be responsible for the provision and costs involved in providing suitable areas for stockpiling materials and spoil dumps. Should there be suitable sites for spoil dumps or stockpiles within the road reserve forming the site of the works the Contractor may utilise these subject to the approval of the Engineer.

No additional payment will be made to the Contractor to cover costs arising from the requirements for this Clause and the Contractor must include these costs in the rates inserted into the Bills of Quantities.

**605 SAFETY AND PUBLIC HEALTH REQUIREMENTS**

In addition to Clause 605, the contractor shall allow for professionals to conduct lectures to the workers regarding the spread of HIV/Aids.

**SECTION 7 - EXCAVATION AND FILLING FOR STRUCTURES**

**703 EXCAVATION OF FOUNDATIONS FOR STRUCTURES**

Unless otherwise instructed by the Engineer, all excavated surfaces in material other than hard material, on which foundations for structures shall be placed, shall be compacted to 100% MDD (AASHTO T.99) immediately before structures are constructed.

Thus in Standard Specification, Paragraph 4, last line: - Replace "95%" with "100%".

**707 BACKFILLING FOR STRUCTURES**

Unless otherwise instructed by the Engineer, all backfilling material shall be compacted to a minimum of 100% MDD (AASHTO T.99).

**709 EXCAVATION FOR RIVER TRAINING AND NEW WATER COURSES**

Payments for river training and establishment of new watercourses shall only be made where such work constitute permanent works. Works done for road deviation or other temporary works shall not qualify for payment.

**710 STONE PITCHING**

Where shown on the Drawings or directed by the Engineer the Contractor shall excavate for, trim to line and level, provide and lay stone pitching.

Stone pitching shall be formed of hard stone, roughly dressed square. The least dimension of any stone shall not be less than 200 mm, and the volume not less than 0.01 m<sup>3</sup>. No rounded boulders shall be used.

The stones shall be set on edge and securely bedded with the large dimensions at right angles to the flow of water, fitted closely together so as to leave only a minimum of voids between the stones which shall be filled in with suitably shaped and tightly wedged spalls. The top of the pitching shall be finished flush with the adjacent material.

Where grout is specified, 1:4 cement: sand mortar shall be rammed into the wetted interstices and, smoothed off flush with the pitched face.

**711 GABIONS**

Where shown on the Drawings or directed by the Engineer the Contractor shall excavate for, trim to line and level, provide and erect gabions including providing selected rock, crushed if necessary, packed and compacted inside the gabions.

Gabions shall include gabion mattresses and gabion boxes and for the purposes of construction and method of measurement and payment no distinction shall be made between them.

Gabions shall be “Maccaferri” boxes and/or “Reno” mattresses both with diaphragms at 1-metre centres, or similar approved. The maximum mesh size shall be 100 mm x 120 mm for boxes and 60 mm x 80 mm for mattresses. The wire used for the construction of gabions shall unless otherwise instructed by the Engineer comply with the requirements of Table 7 - 1.

Table 7 - 1

PERFORMANCE BASED CONTRACT FOR MAINTENANCE OF SULTAN HAMUD - MAKINDU (A8) ROAD

	Diameter (mm)	Galvanizing (g/m <sup>2</sup> )
Mesh Box	3.4	275
Mattress	2.7	260
Binder Box	2.2	240
Mattress	2.2	240
Selvedge Box	3.9	290
Mattress	3.4	275

All wire shall be to BS 1052 having a tensile strength of not less than 40kg/mm<sup>2</sup>.

Galvanizing shall comply with the requirements of BS 443.

Gabions shall be constructed to the shapes and dimensions as shown on the Drawings or given in the Special Specification or as directed by the Engineer. Gabions, as constructed shall be within a tolerance of  $\pm 5\%$  on the height or width instructed and  $\pm 3\%$  on the length instructed.

The alignment of the gabion shall be correct within a tolerance of 100mm of the instructed alignment and the level of any course of gabion shall be correct to within a tolerance of 50mm of the instructed level. In addition, adjacent gabions shall not vary by more than 25mm in line and/or level from each other.

The surface upon which gabions are to be laid shall be compacted to a minimum dry density of 95% MDD (AASHTO T99) and trimmed to the specified level or shape.

Joints in gabions shall be stitched together with 600mm minimum lengths of binder wire, with at least one stitch per 50mm, and each end of the wire shall be fixed with at least two turns upon itself.

Adjacent gabions shall be stitched together with binder wire along all touching edges.

Gabion boxes shall be laid with broken bond throughout to avoid continuous joints both horizontally and vertically. Pre-tensioning of gabions shall be subject to the approval of the Engineer.

Gabions shall be hand packed with broken rock of 150 mm minimum dimension and 300mm maximum dimension. The sides shall be packed first in the form of a wall, using the largest pieces, with the majority placed as headers with broken joints to present a neat outside face. The interior of

## PERFORMANCE BASED CONTRACT FOR MAINTENANCE OF SULTAN HAMUD - MAKINDU (A8) ROAD

the gabion shall be hand packed with smaller pieces and the top layers shall be finished off with larger pieces. The whole interior and top layers shall be packed tight and hammered into place.

Where instructed by the Engineer the Contractor shall place filter fabric ('Terram' or similar approved) behind gabion faces in contact with existing or backfilled ground.

The Contractor shall ensure that the filter fabric is not damaged during the construction or backfilling around the gabion works and any damaged or torn fabric shall be replaced at the Contractor's expense. The filter fabric shall be installed in accordance with the manufacturer's instructions and the filter fabric shall not be left exposed to sunlight for more than 3 weeks.

At the back face and ends of completed gabion work or where shown on the Drawings or instructed by the Engineer the existing soil shall be backfilled, thoroughly compacted against the sides of the gabions and finished flush with the top surface of the gabion.

On completion of gabion construction, the exposed joints shall be painted with a thick bitumen to the approval of the Engineer to discourage vandalism.

### **712 RIP-RAP PROTECTION WORK**

Quarry waste or similar approved material shall be used to backfill scoured and eroded side, outfall and cut-off drain. The material shall be compacted to form a flat or curved surface preparatory to stone [pitching of drainage channels, existing and new scour checks as directed by the Engineer.

The surface to receive the pitching shall be compacted and trimmed to slope and the stone hand laid, interlocked and rammed into the material to give an even finished surface. The interstices of the Pitching shall be rammed with in situ material. The in situ material immediately behind the pitching shall be compacted to minimum density of 100% MDD compaction (AASHTO T.99)

### **714 BACKFILL BELOW STRUCTURES**

Where instructed this shall be carried out in compliance with the requirements of Clause 507 and 804 of the Standard Specification.

## **SECTION 8 - CULVERTS AND DRAINAGE WORKS**

### **801 SCOPE OF SECTION**

The operations specified in this section apply to the installation of drainage works and reinstatement and improvement of the same.

In addition, this Section covers: -

- Extending of existing 450mm, 600mm and 900mm diameter pipes to be compatible with the increased road width or access.
- Desilting and cleaning of existing pipes and outfall drains to make them free flowing.

### **804 EXCAVATION FOR CULVERTS AND DRAINAGE WORKS**

In the Standard Specifications, make the following amendments: -

- (a) In paragraph 6, line 3, and in paragraph 7, line 5 and in paragraph 11, line 6, delete "95%" and insert "100%".

- (b) Removal of Existing Pipe Culverts

Where instructed by the Engineer, the Contractor shall excavate and remove all existing blocked or collapsed culvert pipes of 450mm, 600mm, 900mm and 1,200mm diameter including concrete surround, bedding, inlet and outlet structure.

The void left after removal of culvert pipes shall be widened as necessary to accommodate new concrete bedding, pipe and haunching.

The payment of this work shall be per linear metre of pipes removed, and the volume in m<sup>3</sup> of inlet/outlet structure removed. The void left by removal of these pipes shall be carefully preserved in order to accommodate replacement of 450mm, 600mm or 900mm diameter pipe culverts as shall be directed by the Engineer.

- (c) Removal of Other Existing Drainage Structures

When instructed by the Engineer, the Contractor shall demolish or remove any other structure and payment for this shall be made on day work basis.

- (d) Excavation for Culverts and Drainage Works



## PERFORMANCE BASED CONTRACT FOR MAINTENANCE OF SULTAN HAMUD - MAKINDU (A8) ROAD

The Contractor shall carry out all excavations for new culverts and drainage works to the lines, levels, inclinations, and dimensions shown on the drawings or as instructed by the Engineer.

### **805 EXCAVATION IN HARD MATERIAL**

In the Standard Specifications, Sub-clauses 805(a) and 805 (b) delete "95%" and insert "100%".

In sub-clause 809(a), paragraph 1, line 1, substitute "95%" with "100%".

In sub-clause 809(c), paragraph 2, line 4, between the words "compacted" and "and shaped" insert the words "to 100% MDD (AASHTO T.99)".

Hard material is material that can be excavated only after blasting with explosives or barring and wedging or the use of a mechanical breaker fitted with a rock point in good condition and operated correctly. Boulders of more than 0.2m<sup>3</sup> occurring in soft material shall be classified as hard material.

### **809 BEDDING AND LAYING OF PIPE CULVERTS**

Concrete pipes shall be laid on a 150mm thick concrete bed of class 15/20 and the pipes shall be bedded on a 1:3 cement: sand mortar at least 50mm thick, 150mm wide and extending the full length of the barrel.

The rates inserted shall allow for compaction of the bottom of excavation to 100% MDD (AASHTO T.99).

### **810 JOINTING CONCRETE PIPES**

The concrete pipes for the culverts shall have ogee joints and will be joined by 1:2 cement: sand mortar and provided with fillets on the outside as described in Clause 810 of the Standard Specification.

### **812 BACKFILLING OVER PIPE CULVERTS**

In the Standard Specifications, Clause 812

- a) Wherever the expression "dry density of 95% MDD (AASHTO T. 99)" occurs delete and replace with "dry density of 100% MDD (AASHTO T.99)".

## PERFORMANCE BASED CONTRACT FOR MAINTENANCE OF SULTAN HAMUD - MAKINDU (A8) ROAD

The rates entered for laying of pipe culverts shall allow for backfilling to pipe culverts and compacting to 100% MDD (AASHTO T.99) and these works shall not be measured and paid for separately.

### **814 SUBSOIL DRAINS**

In the event of excavation for repairs exposing local seepage, springs or unacceptably high-water table, the Engineer may instruct the provision of counter fort or French drains.

These drains shall consist of a trench excavated to the alignment, width, depth and gradient instructed by the Engineer, and backfilled with approved compacted clean hard crushed rock material as specified in Clause 815 of the standard specification. Where these drains lie within the carriageway the carriageway shall be reinstated with compacted stabilised gravel and surfaced with hot asphalt or a surface dressing as instructed by the Engineer.

### **815 INVERT BLOCK DRAINS AND HALF ROUND CHANNELS**

Invert Block Drains and Half Round Channels shall be constructed as shown in the drawings provided in accordance with the Standard Specifications where directed by the Engineer.

### **817 REPAIRS TO DRAINS**

#### **817.1 Cleaning, construction and Repair of Existing Drains**

In areas of existing side drains, mitre or outfall drains where such are blocked, the Engineer shall instruct the Contractor to clean and clear the drains to free-flowing condition.

The work shall consist of:

- (a) Stripping and removal of any extraneous material to spoil including vegetation and roots in the drains to the satisfaction of the engineer.
- (b) Spreading of any spoil to the satisfaction of the Engineer.

Shaping the drains to free-flowing condition as directed by the Engineer and: -

- i. Removing any broken side slabs for inverted block drains and replacing with new ones.
- ii. Or removing any broken inverted block drains and replacing with Concrete class 20/20 and A142 BRC reinforcement.

## PERFORMANCE BASED CONTRACT FOR MAINTENANCE OF SULTAN HAMUD - MAKINDU (A8) ROAD

Measurement and Payment for cleaning drains shall be by linear metre of drain cleaned measured as the product of plan area and vertical depth of extraneous material instructed to be removed. Where in situ concrete is used measurement will be on cubic metre of concrete and BRC area or weight in relevant unit e.g., Kg, Tonnes etc. No extra payment will be made for removal of vegetation and roots.

### **817.2 Channels**

The Engineer may instruct that the Contractor provides open channels in place of existing sub drains where the latter may be damaged or in any other place. The rates entered by the Contractor in the bills of quantities must include for removal and disposal of any sub drain material, excavation to line and level, backfilling and compaction as directed by the engineer. The channels shall be constructed of precast class 20/20 concrete of minimum 80mm thickness and lengths or widths not exceeding 1000mm. Joints shall be at least 15mm wide filled with 1:2 cement sand mortar.

### **817.3 Rubble fills for protection work**

Quarry waste or similar approved material shall be used to back fill scoured and eroded side, outfall and cut-off drains. The material shall be compacted to form a flat or curved surface preparatory to stone pitching of drainage channels, existing and new scour checks as directed by the Engineer.

### **817.5 Gabions**

Gabions shall be constructed in accordance with Clause 711 of the standard Specification.

### **817.6 Spoil Material**

The Contractor shall be responsible for removal from site of all materials excavated in the course of undertaking works in this section of the specifications, unless suitable for re-use, and deposit of the material in a spoil dump to be approved by the Engineer.

## **818 SCOUR CHECKS**

Scour checks are to be constructed in mass concrete in accordance with Clause 818 of the standard Specifications and the drawings as shall be provided.

**819 CLEANING AND MAINTENANCE**

**819.1 Desilting of Pipe Culverts**

Where instructed, Contractor shall desilt the existing pipe culverts by removing all the material from the pipe to make them clean and free flowing.

Measurement and payment shall be by the linear metres of pipes de-silted, regardless of diameter size.

**SECTION 9 - PASSAGE OF TRAFFIC**

**901 SCOPE OF THE SECTION**

Add the following Sub-Clauses to Clause 901

**(i) Programme for Passage of Traffic**

Following the award of the Contract, the Contractor shall submit to the Engineer a detailed Programme for Passing of Traffic. Such programme shall be approved by the Engineer before the Contractor commences work, and shall show amongst other things the method of protection of the public and give details of the hours of operation, location types and numbers of traffic safety devices, barricades, warning signs, flagmen and the like. The Programme for Passing of Traffic shall be in accordance with and complementary to the Programme of Works submitted under Clause 8 of the Conditions of Contract.

In the preparation of this programme of Passage of Traffic, the Contractor should take into consideration the following: -

1. The Contractor shall conduct his operation in such a manner that no greater length or amount of work is undertaken than he can carry out efficiently having due regard to the rights and convenience of the public.
2. If the Contractor proposes a road closure he shall provide an alternative routing of the traffic which must be approved by the Engineer.
3. No revisions shall be made to the approved Programme for Passing of Traffic without the prior written permission of the Engineer, and the Contractor shall allow 7 days for the Engineer to review any request for a revision of the Programme for Passage of Traffic.

## PERFORMANCE BASED CONTRACT FOR MAINTENANCE OF SULTAN HAMUD - MAKINDU (A8) ROAD

4. The Programme for Passage of Traffic shall conform in all aspects with the requirements of this Special Specification.
5. Temporary road signs, lights, marks, barriers, etc. for construction shall be in accordance with the laws of Kenya and shall include approved warning, mandatory, prohibitory and priority signs to the satisfaction of the Engineer, including, but not be limited to, signs giving warning of construction works, reduction in speed, overtaking prohibited, road narrows, etc. Under no circumstances will work be allowed on the carriageway or shoulders of the road without such signs in both directions.

### (ii) **Passage and Control of Traffic**

**It is the intention of the Contract that public traffic should be able to pass along the sections of the works at all times during construction, within the road reserve in all weather conditions.**

For this purpose, the Contractor will be required to order this work in such a way as to assure that no less than a single lane at least 4.0 m wide with adequate drainage system and reasonable riding surface free of dust is available for public traffic at all times and he shall furnish sufficient police assistance, guards, temporary traffic lights, road signs and barriers, competent flag persons and the like to control and regulate the flow of traffic under one-way traffic operations.

Sections of road where possible to carry traffic in two directions but with single lane width shall be regulated by temporary electric traffic lights and shall not be longer than 800 m. The Engineer may in exceptional circumstances allow longer sections where in his opinion this is unavoidable.

Where such sections are not more than about 100 m in length and have a clear line of sight from one end to the other, the Engineer may allow manual traffic regulation by flagmen, rather than traffic lights, during daylight hours only. When electric traffic lights are in operation, the Contractor shall at all times have available complete reserve equipment and spare parts.

The frequency and duration of delays to traffic while passing through, over or across the Works, shall be kept to a minimum. They shall, in no case exceed half an hour and should normally be less than 20 minutes. Any method of working which requires road closures in excess of 30 minutes shall be the subject of 48 hours' prior notice to, and agreement of, the Engineer, who may refuse to allow such closure.

## PERFORMANCE BASED CONTRACT FOR MAINTENANCE OF SULTAN HAMUD - MAKINDU (A8) ROAD

The Contractor shall take particular care, when passing traffic through the Works that all excavations and other hazards are properly protected with barriers and are illuminated at night.

The Contractor is placed on notice that maintenance of existing as well as diversion roads and protection of traffic through the Works during construction is considered as important as the construction itself. The Contractor shall all times, conduct his operations in a manner to ensure the convenience and safety of motorists, pedestrians, adjoining property owners and the safety of his employees and those of the Engineer.

### **903 MAINTENANCE OF EXISTING ROADS**

The Engineer shall hand over the existing road to the Contractor, in sections, at the commencement of the contract for construction purpose. However, the contractor shall be responsible for all repairs and maintenance of the entire road for the duration of the contract. In sections where the diversion is on an existing bitumen surfaced road ( i.e. at the proposed interchange sections) the contractor shall construct the diversion and maintain it with materials similar to those of the existing pavement layers or as instructed by the Engineer. The contractor shall regularly inspect the road and carry out such repairs and maintenance to the satisfaction of the Engineer. If at any time the engineer draws the Contractor's attention to a road section which requires maintenance the contractor shall promptly repair the section. The contractor shall be legally responsible for any accident or damage attributable to his failure to maintain the road.

### **904 CONSTRUCTION OF DEVIATIONS**

Add the following:

(a) **Length**

The contractor shall program his works in such a way that traffic shall not be required to pass over more than 5 km at any one time unless otherwise approved by the Engineer. The total length of the deviations to be constructed is approximately 7 km.

(b) **Geometry**

The carriageway width of the deviations shall not be less than 8.0m wide with adequate drainage and suitable for 2-way lorry traffic unless otherwise specified. The Contractor shall allow in his rate for removal of any unsuitable material before placing of gravel wearing course, as this will not be paid for separately.

PERFORMANCE BASED CONTRACT FOR MAINTENANCE OF SULTAN HAMUD - MAKINDU (A8) ROAD

(c) **Pavement Structure at the existing bitumen surfaced road**

The pavement structure for the deviations shall consist of the following;

- Natural gravel for wearing course- 150 mm

(d) **Gravel for wearing course**

- Unless otherwise instructed gravel base for the deviation shall be 150 mm compacted thicknesses complying with section 10 of the Standard Specification. The Contractor shall allow in his rate for removal of any unsuitable material, opening side drains and backfilling as necessary before placing of gravel wearing course, as this will not be paid for separately.
- In addition to provision of this Clause, Contractor is required to sprinkle water at least 4 times a day at the rate of 1 - 1.4 litres/m<sup>2</sup> in regular interval to minimize the effects of dust. Latest sprinkling time shall be one hour before the sunset.

**906 PASSAGE OF TRAFFIC THROUGH THE WORKS**

The contractor shall be deemed to have inspected the site and satisfied himself as to the adequacy of his bid for these works and no additional payments will be made for any expenditure on traffic control. Should the contractor propose any other method of passage of traffic e.g. Construction of traffic deviations use of existing roads etc. the contractor shall investigate the alternatives, construct and maintain them to the satisfaction of the Engineer. The Employer shall not be liable for investigations or costs arising from the alternatives methods of traffic control proposed by the contractor. Deviations or other measures for traffic control where proposed by the contractor shall meet the requirements of the Specifications and drawings and be approved by the Engineer.

The contractor shall ensure that the workforce and site supervisory staff at all times wear high visibility garments when work is carried out on or adjacent to a section of the road open to traffic. The contractor shall ensure that the supervisor or person in charge of the work force is readily recognized from the rest of the workforce. In addition, the contractor shall provide a full time traffic safety officer to co-ordinate aspects of road safety for the whole site.

The Contractor shall be deemed to have included all costs related to employing the traffic safety officer and for all the duties performed by him, in his rate for passage of traffic.

PERFORMANCE BASED CONTRACT FOR MAINTENANCE OF SULTAN HAMUD -  
MAKINDU (A8) ROAD

**907 SIGNS, BARRIERS AND LIGHTS**

Add the following to Clause 907:

The Contractor shall be responsible for the provision, erection, maintenance and removal of all temporary signs and barriers necessary for safety and convenience, to pass traffic not only upon the sections of the existing road to be upgraded, but also on all minor and private roads off the site of the Works which are used as deviations.

Temporary "Advance Detour Signs" shall be erected before any road junction and a "Detour Sign" shall be erected at the junction of the deviation route and other minor roads where there is any possibility of the diverted traffic mistaking the route of the detour, and there shall be mounted on the same posts, a sign bearing the inscription "Detour".

In addition, any hazard such as a narrow bridge, drift, level crossing, steep hill, sharp bend, etc. occurring on the deviation shall be marked by the Contractor with the appropriate sign, if the existing sign is inadequate or none exists. All sharp bends and all places where the shoulder is higher than 2.0 m above the natural ground shall be marked with painted posts.

**909 ASSISTANCE TO PUBLIC**

Add the following:

The Contractor shall be responsible for safety maintaining and directing traffic through or around any part of the Works included in the Contract, with the maximum practical convenience, for the full twenty-four hours of each day.

The Contractor shall render to the public all possible assistance when they are passing over roads maintained by him and over minor, private or temporary roads or bridges when used as deviation or when passing through the Works.

Whenever the Contractor's operations create a condition hazardous to traffic or to the public, he shall furnish, erect and maintain such fences, barricades, lights, signs and other services, as are necessary to prevent accidents or damage or injury to the public.

The Contractor shall also furnish such guards and flagmen as are necessary to give adequate warning to traffic or to the public of any dangerous conditions that might be encountered and shall provide prompt assistance to any vehicle experiencing difficulty in passing over the Works under



## PERFORMANCE BASED CONTRACT FOR MAINTENANCE OF SULTAN HAMUD - MAKINDU (A8) ROAD

construction, or through any diversions or roads maintained by the Contractor, if necessary by providing a towing vehicle, labour and tow rope to assist such vehicles.'

Should the Contractor appear to be neglectful or negligent in furnishing warning and protective measures, as above provided, the Engineer may direct attention to the existence of hazard, and the necessary warning and protective measures shall be furnished and installed at the Contractor's expense. Should the Engineer point out the inadequacy of warning and protective measures, such action on the part of the Engineer shall not relieve the Contractor from responsibility for public safety or relieve him of his obligation to furnish and pay for these devices.

### **911 CONTRACTOR'S CONSTRUCTION TRAFFIC**

Add the following new Clause 911.1 and 911.2.

#### **911.1 Insurance**

The Contractor's attention is particularly drawn to Clause 18, "Insurance" of the Conditions of Contracts, and the Contractor shall indemnify the Employer against and shall insure against all losses and claims for injuries or damage to any person or any property which may occur due to the passing of traffic, whether through the Works, or on specially constructed deviations, or on existing public or private roads used as deviations.

#### **911.2 Penalty for failure to comply with these specifications**

If, in any month, the Engineer is not satisfied that the Contractor has fully complied with any provisions or instructions under Section 9 of the Specifications, the Employer shall withhold the whole of the installment or payment due to the Contractor for the relevant item of work stated in the Bills of Quantities. Failure or refusal by the Contractor to maintain deviations, improve and maintain the existing roads ahead of the works, or failure to take the necessary actions for the safety and convenience of the public traffic within the time instructed or as required by Statutory Authorities shall be sufficient cause for the Employer to apply a deduction of **Kshs.150,000/=** (One Hundred and Fifty Thousand shillings) per day from any monies due to the Contractor, until all provisions and instructions prescribed have been complied with to the satisfaction of the Engineer. Provided further that were notified by the Engineer and the Contractor fails to complete improvement or maintenance of any section of existing road or deviation within 14 days of the Engineer's notice thereof, the Employer shall deduct **KSH 400,000/=** (Four hundred thousand shillings) per day.

**912 MEASUREMENT AND PAYMENT**

**Item: Construction of Deviation**

*Insert the following immediately below the heading of this Clause in the Standard Specification:*

The Contractor shall be deemed to have allowed elsewhere in his rates and prices for any differences between the actual cost of carrying out the works and the Lump Sum amounts for the said works priced by the contractor in the Bills of Quantities.

*Delete the contents of the last paragraph of sub-clause 912(b) and substitute with the following:*

The rate for construction of deviation shall include the cost of complying fully with the requirements of Clause 904 of this specification (for removal of any unsuitable material, construction of side drains and temporary culverts, providing, placing, forming, mixing and compaction of the gravel wearing course) for the deviation.

**Unit: Kilometers**

Construct and maintain Deviation shall be measured to the nearest 0.1 km along the centreline of the deviation road and paid for from the relevant item in the Bills of Quantities. The Contractor shall be paid 70% of the billed amount when he completes construction of the deviation road to the satisfaction of the Engineer. The balance shall be paid in equal monthly installments during the remaining period of the contract, excluding the period of defects liability, provided that the contractor has satisfactorily maintained the deviation in accordance with Clauses 904 and 905 of the Specification when the deviation road is in operation.

Payments for this item shall be subject to recoveries and deductions that become due under this Clause as a result of any failure by the contractor to carry out maintenance of the deviation road as required.

If the Contractor fails to construct and / or to maintain diversions at the proper time, or to take the necessary precautions for the safety and convenience of public traffic as required by statutory authorities or as ordered by the Engineer, the Employer may engage other contractors or use the services of others to maintain the diversion. The actual cost of such maintenance shall be deducted from the Contractor's interim payment certificate.

**PERFORMANCE BASED CONTRACT FOR MAINTENANCE OF SULTAN HAMUD - MAKINDU (A8) ROAD**

It is the Contractor's responsibility to plan and execute the construction of any diversions deemed necessary during construction work. Prior approval of the diversion routes must be cleared with the landowners concerned and the Engineer before commencing the construction of any diversion.

Delete the contents of sub-clause 912(e) to (h) entirely.

**SECTION 10: GRADING AND GRAVELLING**

**1001 SCOPE:**

Grading covers the works involved in the reinstatement of the carriageway to the camber by removing the high points and filling up gullies corrugations and wheel ruts to restore smooth running surface. Graveling consists of excavation, loading hauling and spreading of gravel wearing course material on the formation of carriageway. Gravel shall include lateritic gravel, quartzitic gravel, calcareous gravel, decomposed rock, soft stone coral rag, clayey sand and crushed rock.

The material may be obtained from borrow pits or excavation in cuttings. Gravel material shall conform to the requirement given in Table 10.1

**Table 10.1: Requirement for Gravel Wearing Course**

<b>GRADING REQUIREMENTS AFTER COMPACTION</b>		<b>PLASTICITY INDEX REQUIREMENTS PI</b>		
Sieve (mm)	% by Weight Passing	Zone	Min	Max
40	100			
28	95 – 100			
20	85 – 100			
14	65 – 100			
10	55 – 100			
5	35 – 92			
2	23 – 77			
1	18 – 62			
0.425	14 – 50			
0.075	10 – 40			
		<b>WET</b>	5	20
		<b>DRY</b>	15	30
		<b>BEARING STRENGTH</b>		
		Traffic VPD	CBR	DCP Equivalent mm/Blow
		Greater than 15	25	11

PERFORMANCE BASED CONTRACT FOR MAINTENANCE OF SULTAN HAMUD - MAKINDU (A8) ROAD

Less than	15	20	14
CBR at 95 % at MDD, Modified AASHTO and 4 days soak			
Lower quality material (CBR 15) may be accepted if no better material can be found			

NB: Wet Zone - mean annual rainfall greater than 500 mm.

Dry zone - mean annual rainfall less than 500 mm.

The Engineer shall approve quarries and their extent of exploitation. The quarries shall be shown to the Contractor prior to commencement of the Works. The Contractor shall be responsible for the acquisition of the quarry rights and shall therefore conduct respective negotiations with landowners and affected communities.

Alternative sources of gravel material whose quality can be shown to be in compliance with the specification requirements may be used, with the proviso that the Employer is not to incur additional expenses in connection with its winning and haulage. Contractor is deemed to have included in his rates for the provision of the gravel material to have included the cost of complying with the testing requirements.

## 1002 REMOVAL OF OVERBURDEN

The Item consists of excavation of overburden including loading, hauling and stockpiling at the approved locations. The thickness of the overburden layer to be removed shall be determined from the depths of the trial pits dug at a 30m grid within the quarry area.

The overburden shall be removed and deposited neatly in order to use it again to reinstate the quarry at the end of improvement work.

### Work Method:

The contractor shall use **labour** or **equipment** to carry out this item of work

### Quality Control

- The location and manner of stock piling of the overburden for the reinstatement of the quarry shall be visually checked

## PERFORMANCE BASED CONTRACT FOR MAINTENANCE OF SULTAN HAMUD - MAKINDU (A8) ROAD

### **Measurement and Payment**

No separate measurement and payment shall be made for removal of overburden and contractor shall be deemed to have allowed in his rates and prices for the cost.

### **1003 EXCAVATION OF GRAVEL**

The gravel shall be excavated from quarries approved by the Engineer. It is the Contractors obligation to inform the Engineer in the case that the quality / availability of the gravel changes during the course of excavation.

Oversize stones and boulders shall be removed from the excavated gravel and deposited outside the quarry at locations approved by the Engineer. Such stones and boulders may be reused for structures and scour checks

#### **Work Method**

##### **(i) Labour based methods**

The contractor shall excavate and stockpile the gravel in bays for efficient loading by labour.

##### **(ii) Equipment methods**

The Contractor shall excavate the gravel and stockpile in heap(s) for the efficient loading by equipment.

#### **Quality Control**

- The widths of the loading bays shall be checked before excavation can commence.
- The loading bays shall be checked to ensure it is free draining.

#### **Measurement and Payment**

No separate measurement and payment shall be made for excavation of gravel and contractor shall be deemed to have allowed in his rates and prices for the cost.

PERFORMANCE BASED CONTRACT FOR MAINTENANCE OF SULTAN HAMUD -  
MAKINDU (A8) ROAD

**1004 HAULAGE**

This activity involves loading of excavated gravel, haulage by appropriate equipment and off-loading of the same as specified in the drawings or as directed by the Engineer. Where the loads delivered in any load falls short of agreed equipment capacity, dumping shall not be permitted unless the agreed spacing is adjusted accordingly.

Where loads supplied are found to contain material other than from the approved quarry and thus of unacceptable quality, the Engineer shall cause them to be removed from site at the contractor's expense.

**Work Method**

The Contractor shall use a combination of both Labour and equipment to carry out this Item work.

**Quality Control**

- No haulage equipment shall be used unless its capacity has been ascertained the Engineer.
- The quality of gravel dumped on the carriageway/carriageway shall be visually checked daily.
- The quantity of material delivered in each load shall be checked before dumping is allowed.
- The distance between the stacks shall be checked using tape measure.

**Measurement and Payment**

No separate measurement and payment shall be made for haulage of gravel and contractor shall be deemed to have allowed in his rates and prices for the cost.

**1005 SPREADING AND COMPACTION OF GRAVEL**

- i. Labour methods                      ii. Equipment methods**

This activity involves spreading gravel material, shaping to ensure uniform thickness of the layer across the full width of the carriageway and to the specified camber. Spreading also includes, removing any oversized stones or boulders which cannot be broken down to required size, spoil dump.

## PERFORMANCE BASED CONTRACT FOR MAINTENANCE OF SULTAN HAMUD - MAKINDU (A8) ROAD

Where water needs to be added, it shall be applied in an even manner and the rate of application shall be such that no transverse or longitudinal flows occur. Unless otherwise instructed by the Engineer, the moisture content shall be within the range of +/- 2% of the optimum moisture content. Compaction will be carried out as specified in 5.05.

### **Work Method**

The Contractor shall use **Labour** or Equipment to carry out this Item work.

### **Quality Control**

- The gravel surface width shall be checked at every 100m interval using tape measure and shall have tolerance of + / - 50mm.
- Trial holes at every 100m shall be used to check the gravel surface thickness and shall have a tolerance of + 5mm / - 0mm.
- The camber cross fall shall be checked at every 50m and the maximum tolerances shall be + / - 1 %
- The longitudinal profile shall be checked with every load to ensure a smooth surface with no corrugations or depressions

**Measurement:**  $m^3$

The unit of measurement shall be in cubic metres of compacted material on carriageway

### **Payment**

The unit rate shall be the full compensation for labour, tools, equipment and any incidental costs required for carrying out the work.

## **1006 CARRIAGEWAY GRADING**

### **i) Light Grading**

This activity shall consist of trimming of the carriageway to control roughness and corrugations using either a towed grader or a motorized grader. The width of the carriageway shall be as specified in the drawings or as directed by the Engineer.

Pegs 200 to 300mm shall be placed at 10 to 20 m intervals to mark edge of the carriageway.

## PERFORMANCE BASED CONTRACT FOR MAINTENANCE OF SULTAN HAMUD - MAKINDU (A8) ROAD

The material shall be bladed toward the center of the carriageway starting from both edges to the specified camber.

### **Work Method**

The contractor shall use equipment to carry out this item work.

### **Quality Control**

- The width of the carriageway shall be checked using tape measure at every 10m with tolerance of +50mm or -20mm.
- The camber shall be checked using camber board at every 5m with and shall have a tolerance of +/- 1%

**Measurement:**  $m^2$

The unit of measurement shall be square meters of carriageway graded.

### **Payment**

The unit rate shall be the full compensation for labour, equipment and any incidental costs required for carrying out the work.

## **ii) Heavy Grading and Compaction**

This activity shall consist of scarifying of the existing carriageway/carriageway surface, cutting high spots and moving materials to fill potholes, corrugations and wheel ruts and reshaping of the surface to the specified camber, using either towed or motorized grader. All loose rocks, roots grasses shall be removed and disposed well clear of the drains.

Pegs 300 to 400mm shall be placed at 10 to 20 m intervals to mark edge of the carriageway.

The material shall be bladed toward the center of the carriageway starting from both edges until the specified camber is achieved. Compaction will be carried out as specified in 5.05.

### **Work Method**

The contractor shall use equipment to carry out this item work.

### **Quality Control**



## PERFORMANCE BASED CONTRACT FOR MAINTENANCE OF SULTAN HAMUD - MAKINDU (A8) ROAD

- The width of the carriageway shall be checked using tape measure at every 10m with tolerance of + 50mm or -20mm.
- The camber shall be checked using camber board at every 5m with and shall have a tolerance of +/- 1%

**Measurement:**                    **m<sup>2</sup>**

The unit of measurement shall be square meters of carriageway graded.

### **Payment**

The unit rate shall be the full compensation for labour equipment and any incidental costs required for carrying out the work.

## **1007 RESTORATION OF QUARRIES AND BORROW PITS**

The ground shall be levelled, topsoil hauled back and uniformly spread over the entire exposed/excavation area.

Adequate drainage provisions shall be made to protect excavation areas. Where necessary appropriate protection measures may be taken to avoid erosion of the spread topsoil layer. Grass and trees may be replanted as directed by the Engineer.

## **SECTION 11 – SHOULDERS TO PAVEMENT**

### **1101 GENERAL**

Shoulders shall be constructed in accordance with guidelines given in 1102 and as directed by the Engineer.

For sections where shoulders are extremely low and requires fill material before the shoulder is reconstructed, the construction of fill embankment shall be in accordance with Section 5 of this specification.

### **1102 MATERIAL FOR CONSTRUCTION OF SHOULDERS**

Low shoulder shall be reconstructed by cutting benches, filling and compacting approved fill material to form the formation to the shoulders.

## PERFORMANCE BASED CONTRACT FOR MAINTENANCE OF SULTAN HAMUD - MAKINDU (A8) ROAD

The gravel material shall have a minimum CBR of 25 at 95% MDD (AASHTO T180) and 4 days' soak. The gravel shall also be within a Plasticity Index of 15-20.

Shoulder reconstruction shall be same in all sections including the slip roads.

### **1106 MEASUREMENT AND PAYMENT**

Payment for shoulder construction shall be in accordance with the relevant clauses in the bill of quantities.

## **SECTION 12 - NATURAL MATERIAL SUBBASE AND BASE**

### **1201 GENERAL**

Where instructed by the Engineer, the Contractor shall undertake repairs, widening and reprocessing to the existing carriageway and shoulders in accordance with sections 12 and 14 of the Special Specifications.

#### **a) Areas to be scarified and reprocessed**

The contractor will scarify, add new material and reprocess sections as determined by the Engineer.

#### **b) Pavement repairs**

The Contractor will carry out repairs to base and subbase as directed by the Engineer and according to Specifications given in Sections 12 and 14 of the Standard Specifications.

#### **c) Pavement widening**

The Contractor shall, as directed by the Engineer, bench and compact the subgrade to 100% MDD (AASHTO T99), provide lay and compact material for subbase and base as directed by the Engineer and in accordance with Sections 5 and 12 of the Standard Specifications.

### **1203 MATERIAL REQUIREMENTS**

Natural materials for base and subbase shall conform to the specifications given in Section 1203 of the Standard Specifications for Road and Bridge Construction for cement and lime improved base and subbase.

### **1209 MEASUREMENT AND PAYMENT**

PERFORMANCE BASED CONTRACT FOR MAINTENANCE OF SULTAN HAMUD - MAKINDU (A8) ROAD

Natural material for subbase and base shall be measured by the cubic metre placed and compacted upon the road calculated as the product of the compacted sectional area laid and the length.

**1210 HAND PACKED STONE**

Hand packed stone base is a layer of hand laid stone of defined size and durable in nature, laid in a manner such that when proof rolled and compacted it forms a stable and dense matrix as a road base.

**a) Material for Hand Packed Stone Base**

This shall consist of durable stone with nominal base dimensions of 75 mm square and minimum height of 150 mm or when compacted to give a layer of 150 mm. The stone shall be class C with the following requirements:

<b>LAA</b>	<b>45 max</b>
<b>ACV</b>	<b>32 max</b>
<b>SSS</b>	<b>12 max</b>
<b>FI</b>	<b>30 max</b>
<b>CR</b>	<b>60 min.</b>

It shall be free from foreign matter. The fines passing 0.425 mm sieve shall be **NONPLASTIC**

**b) Laying**

The stone shall be laid by hand closely together. The stone shall be carefully bedded and tightly wedged with suitable spalls. The base of the stone shall alternate with the apex in all directions or as directed by the Engineer. The layer shall be proof rolled with a loaded scrapper or truck with a minimum axle load of 8 tonnes in the presence of the Engineer who shall approve of its stability before compaction.

**c) Compaction**

This shall be by a steel wheeled roller of at least five tonnes per metre width of roll. It shall consist of four static runs or until there is no movement under the roller. There shall follow vibratory compaction until an average dry density of 85% minimum of

PERFORMANCE BASED CONTRACT FOR MAINTENANCE OF SULTAN HAMUD - MAKINDU (A8) ROAD

specific gravity of stone has been achieved. No result shall be below 82% of specific gravity. The surface of the compacted layer shall then be levelled by quarry dust (0/6 mm). The dust shall have the following specifications:

**Grading**

Sieve Size	% Passing
10	100
6.3	90-100
4	75-95
2	50-70
1	33-50
0.425	20-33
0.300	16-28
0.150	10-20
0.075	6-12

The dust shall be free from foreign matter and fines passing 0.425 mm sieve shall be **NON-PLASTIC**. The maximum layer shall be 40 mm or as directed by the Engineer

**d) Measurement and Payment**

Payment shall be by the cubic metre laid (m<sup>3</sup>). Measurement of volume shall be determined as the product of length and compacted thickness laid. The rate quoted for this item should include the cost for laying the levelling quarry dust layer, as no extra payment shall be made for this layer.

**1211 REPROCESSING EXISTING PAVEMENT LAYERS**

**2.5.1 General**

## PERFORMANCE BASED CONTRACT FOR MAINTENANCE OF SULTAN HAMUD - MAKINDU (A8) ROAD

The existing surfacing and the base shall be reprocessed with additional material and the composite mixture shall be compacted to form the subbase layer.

Before commencement of the work the Contractor shall propose plants and equipment he proposes to use for this activity.

The Contractor after approval of his proposal shall carry out test section in accordance with Section 3 of the Standard Specifications.

- 2.5.2 The existing surfacing and base course shall be broken up to specified depth and reprocessed in place, where required. The underlying layers shall not be damaged, and material from one layer may normally not be mixed with that of another layer. Where unauthorized mixing occurs or where the material is contaminated in any way by the actions of the Contractor, and the contaminated material does not meet the specified requirements of for the particular layer, he shall remove such material and replace it with other approved material, all at his own expense.
- 2.5.3 Any mixture composition of the new layer must not contain more than 30% of the bituminous material by volume. The mixture must not contain pieces of bound bituminous material larger than 37.5mm, and any such material shall be removed at the Contractor's cost.
- 2.5.4 The requirements for imported material used in the respective pavement layers shall comply with the limitations, norms, sizes and strengths specified in the Standard Specifications Clause 1203(b) and (d) and shall be worked as per Section 14 of the Standard Specification.
- 2.5.5 Material reworked in-situ or that obtained from existing pavement is not expected to comply with the material requirements but the reworking should achieve the specified requirements.
- 2.5.6 Where the thickness of any existing pavement layer requires to be supplemented within reprocessing and the thickness of the additional material after compaction will be less than 100mm, the existing layer shall be scarified to a depth that will give a layer thickness of at least 100mm after compacting the loosened existing and the additional material.

### **Controlling the Reworked Depth**

The Contractor shall submit a proven method to method to control the depth of excavation, or layer to be reworked, to the Engineer for approval. The Engineer may order a trial section to be reprocessed before any major length of the road is rehabilitated.

### **Excavations**

## PERFORMANCE BASED CONTRACT FOR MAINTENANCE OF SULTAN HAMUD - MAKINDU (A8) ROAD

Excavations in the pavement shall be kept dry. In the event of water penetrating the underlying layers, construction of the consecutive layers shall be postponed until the underlying layers are dry enough to accommodate the construction plant without deforming or otherwise showing distress.

Step construction shall be carried out per layer at the joint when excavating, both longitudinally (if appropriate) and perpendicular to the direction of travel. The step width shall be 500mm perpendicular to the direction of travel, and 150mm long longitudinally, unless otherwise instructed by the Engineer.

Special care shall be taken when compacting the new material at the joint, ensuring that the specified density is achieved.

### **Measurement and Payment**

- (a) Item: In-situ reprocessing of existing pavement layers as subbase compacted to specified density (95% MDD AASHTO T180) and thickness.

Unit: M<sup>3</sup>

The tendered rate shall include full compensation for breaking up the existing pavement layer to specified depth, breaking down and preparing the material and the spreading and mixing in of any additional material

- (b) Item: The addition of extra gravel to subbase.

Unit: M<sup>3</sup>

The tendered rate shall include full compensation for procuring and addition of the material to the in-situ scarified layers and the transportation of the material over unlimited free-haul distance. The tendered rates will also include full compensation for prospecting for materials and any payments necessary to acquire the specified quality material.

- (c) Excavation of existing bituminous pavement materials including unlimited free-haul.

Unit: M<sup>3</sup>

The tendered rates shall include full compensation for excavating the existing bituminous material from the pavement layers and for loading, transporting the material for unlimited free-haul, off-loading and disposing of the materials as specified.

PERFORMANCE BASED CONTRACT FOR MAINTENANCE OF SULTAN HAMUD - MAKINDU (A8) ROAD

(d) Excavation of the existing pavement

Unit: M<sup>3</sup>

The tendered rate shall include full compensation for excavating the existing material from the pavement layers and for loading, transporting the material for unlimited free-haul distance, off-loading and disposing of the material as specified.

Payment will only be made for breaking up and excavating existing pavement layers to the specified depth if the material is to be removed to spoil.

**SECTION 13 GRADED CRUSHED STONE SUBBASE AND BASE**

Treatment of GCS shall be carried out in accordance with Section 14 of the specifications with the following additional guidelines

**1303 MATERIAL REQUIREMENTS**

a) **Graded Crushed Stone**

**Properties**

Graded Crushed Stone shall comply in all respects comply with Section 13 of the Standard Specifications and shall be stone Class B in accordance with Clause 1303(b)

**Grading**

The Maximum Aggregate Size of the material shall be 0/30mm in accordance with Clause 1303(c)

b) **Cement**

Cement for treatment shall be CEM II, 42.5N Portland Cement manufactured to KS EAS 18-1: 2001 - Part 1, KS 1725: 2001 standards. The cement content of the treated material shall be 1-3% by weight of the GCS

c) **Mixing**

The material to be treated and the cement shall be mixed in an approved batching plant

d) **Laying and compaction**

**Laying**

## PERFORMANCE BASED CONTRACT FOR MAINTENANCE OF SULTAN HAMUD - MAKINDU (A8) ROAD

Treated GCS shall be placed by using a self-propelled spreader finisher fitted with an electronic level control device, and level control shall be from a tensioned wire supported at every 5m intervals. The graded crushed stone shall be finished to the tolerances given for base in Section 3 of these Specifications

### **Compaction**

The moisture content of the treated material shall be as directed by the Engineer but nevertheless within the range of 80% to 100% of the Optimum Moisture Content (Vibrating Hammer Method). Minimum compaction shall be 97% MDD (Vibrating Hammer Method)

### **1309 PROTECTION AND CURING**

Protection and curing shall be carried out in accordance with the provisions of Clause 1409 (i) of the Standard Specification. The treated GCS layer shall be kept continuously damp by spraying with water for seven days after laying to be followed by application of MC70 prime coat

### **1310 MEASUREMENT AND PAYMENT**

#### **Stabilizer**

The provision of the stabilizer shall be measured by the tonne calculated as the specific weight of stabilizer added to the material.

## **SECTION 14: CEMENT TREATED MATERIALS**

### **1401 CEMENT TREATMENT**

Cement for stabilization will be CEM II (a) Portland cement conforming to KS 1262. The cement content of the stabilized material shall be as indicated by the Engineer and will normally be about 1-4%. The Engineer shall exercise his discretion to any variation in the rate of application of the cement, which he may see fit, to order from time to time.

#### **Moisture Content**

The moisture content of the stabilized material shall be as directed by the Engineer but nevertheless within the range of 85% to 100% of the optimum Moisture Content (AASHTO T.180)

#### **Mixing and Placing**



## PERFORMANCE BASED CONTRACT FOR MAINTENANCE OF SULTAN HAMUD - MAKINDU (A8) ROAD

The material to be stabilized and the cement shall be mixed by an approved mixing plant, which will either be a mix-in-place pulvimixer or a stationary mixing plant for material to be used for pavement reconstruction, widening and shoulders.

### **1403 LIME IMPROVEMENT**

Lime improvement shall be carried out in accordance with Section 14 of the Standard Specification.

#### **Protection & Curing**

Protection and curing shall be carried out in accordance with the provisions of Clause 1409(i) of the Standard Specification but provision shall be made to wet the surface from time to time as directed by the Engineer.

### **1409 TRAFFIC**

The requirements of Clause 1410 of the Standard Specification will not apply to improved natural material utilized for patching and repair works but will apply in case reprocessing of reconstruction and widening of the existing base and shoulders.

## **SECTION 15 - BITUMINOUS SURFACE TREATMENTS**

### **1501B PREPARATION OF SURFACE**

In addition to requirements of Clause 1503B of the Standard Specifications, the contractor shall prepare and Repair Cracks, Edges, Potholes and Other Failures as follows: -

a) **Cracks 3.0mm or less in width**

The entire crack area shall be cleaned by brushing with a wire brush and then blowing with a compressed air jet and the crack sealed with 80/100 cutback bitumen using a pouring pot or pressure lance and hand squeegee. The surface shall then be dusted with sand or crushed dust.

b) **Cracks greater than 3.0mm in width**

Before these cracks are filled a steel wire brush or router shall be used to clean them and then a compressed air jet shall be used to clean and remove any foreign or loose material in the crack until the entire crack area is clean.

## PERFORMANCE BASED CONTRACT FOR MAINTENANCE OF SULTAN HAMUD - MAKINDU (A8) ROAD

When the crack and surrounding area have been thoroughly cleaned, dry sand shall be forced into the crack until it is sealed in the manner specified for cracks less than 3.0mm width.

### c) **Potholes, edges and other repair areas**

Where instructed, the Contractor shall prepare areas for the repair of potholes, road edges and other repair areas by excavating off unsuitable or failed material and debris, trimming off excavated edges, cleaning and compacting the resulting surfaces and applying MC 30 or MC 70 cut-back bitumen prime coat at a rate of 0.8-1.2 litres/m<sup>2</sup>, all as directed by the Engineer. Measurement and payment shall be made under the relevant item of Bill No 15. Where the surface repair on potholes and edges are to be carried out, Asphalt Concrete Type I shall be used. Bituminous material for repair of failures and other repair areas shall be paid for under the relevant item of Bill No 16

## **PART B - PRIME COAT**

### **1502B MATERIALS FOR PRIME COAT AND TACK COAT.**

For prime coat, the binder shall be a medium-curing cutback MC 30 unless otherwise directed by the Engineer.

The rate of spray of bituminous prime coat refers to the gross volume of the cutback bitumen, that is to say the volume of the bitumen plus dilatants.

Prime coat shall be applied to gravel areas that are to receive bituminous mixes as directed by the Engineer.

The tack coat shall consist of bitumen emulsion KI-60 unless otherwise directed by the Engineer.

The rates of spray of the binder shall be as instructed by the Engineer and shall generally be within the range 0.8-1.2 litres/square metre.

### **Polymer-modified cationic emulsion for surface preservation. (Fog spray),**

- Surface preservation fog spray
- C50BP5 (in lieu of K1-60 or K1-70)
- BS EN 13808

## PERFORMANCE BASED CONTRACT FOR MAINTENANCE OF SULTAN HAMUD - MAKINDU (A8) ROAD

- No dilution required
- Penetration grade 20/30
- Softening point 65 degrees Celsius

Cutting time is between 30 minutes to 2 hours

### **SECTION 16 - BITUMINOUS MIX BASES, BINDER COURSES AND WEARING COURSES**

This section covers different types of bituminous mixes for base and surface (wearing and binder courses) and is divided into the following parts: -

Part A	General
Part B	Superpave Asphalt Concrete for Carriageway and Shoulders
Part C	Superpave DBM for carriageway
Part D	Cold Mix Asphalt for Patching

#### **PART A – GENERAL**

##### **1601A SCOPE OF PART A**

Part A comprises all the general requirements for bituminous mixes, which apply to Part B as well.

##### **1602A REQUIREMENTS FROM OTHER SECTIONS**

The following sections of this Specification apply to Part B of this section and shall be read in conjunction therewith: -

Section 2	Materials and Testing of Materials
Section 3	Setting Out and Tolerances
Section 6	Quarries, Borrow Pits, Stockpile and Spoil Areas
Section 15	Bituminous Surface Treatments and Surface Dressing

##### **1603A CONSTRUCTION PLANT**

###### **(a) General**

## PERFORMANCE BASED CONTRACT FOR MAINTENANCE OF SULTAN HAMUD - MAKINDU (A8) ROAD

The Contractor shall submit to the Engineer in accordance with Section 1 of its Specification, full details of the construction plant he proposes to use and the procedures he proposes to adopt for carrying out the permanent Works.

The Engineer shall have access at all times to construction plant for the purposes of inspection. The Contractor shall carry out regular calibration checks in the presence of the Engineer and shall correct forthwith any faults that are found.

All construction plant used in the mixing, laying and compacting of bituminous mixes shall be of adequate rated capacity, in good working condition, and shall be acceptable to the Engineer. Obsolete or worn-out plant will not be allowed on the work.

### (b) **Mixing Plant**

Bituminous materials shall be mixed in a plant complying with ASTM Designation D995 and shall be located on the Site unless otherwise agreed by the Engineer. It shall be equipped with at least three bins for the storage of heated aggregates and a separate bin for filler. All bins shall be covered to prevent the ingress of moisture.

The plant may be either the batch-mix type or the continuous-mix type and shall be capable of regulating the composition of the mixture to within the tolerances specified in Clause 1614A of this Specification.

The bitumen tank shall be capable of maintaining its contents at the specified temperature within a tolerance of 5<sup>0</sup>C and a fixed thermometer easily read from outside the tank. Any bitumen that has been heated above 180<sup>0</sup>C or has suffered carbonisation from prolonged heating shall be removed from the plant and disposed of.

### (c) **Laying Plant**

Bituminous materials shall be laid by a self-propelled spreader finisher equipped with a hopper, delivery augers and a heated adjustable vibrating screed. It shall be capable of laying bituminous materials with no segregation, dragging, burning or other

PERFORMANCE BASED CONTRACT FOR MAINTENANCE OF SULTAN HAMUD - MAKINDU (A8) ROAD

defects and within the specified level and surface regularity tolerance. Delivery augers shall terminate not more than 200mm from the edge plates.

(d) **Compaction Plant**

The Contractor shall provide sufficient rollers of adequate size and weight to achieve the specified compaction. Prior to commencing the laying of bituminous mixes in the permanent Works the Contractor shall carry out site trials in accordance with Section 2 of this Specification to demonstrate the adequacy of his plant and to determine the optimum method of use and sequence of operation of the rollers.

It is important to achieve as high a density as possible at the time of construction and it is expected that vibrating rollers will be required to produce the best results. However, it is essential that thorough pre-construction trials are carried out to ensure that: -

- (a) The roller is set up to have the optimum amplitude and frequency of vibration for the particular material being laid
- (b) That the roller does not cause breakdown of the aggregate particles.
- (c) That the optimum compaction temperatures are established which allow compaction without causing ripple effects or other distortions of the surfacing.

**1604A PREPARATION OF SURFACE**

Immediately before placing the bituminous mix in the pavement, the existing surface shall be cleaned of all material and foreign matter with mechanical brooms or by other approved methods. The debris shall be deposited well clear of the surface to be covered.

Any defect of the surface shall be made good and no bituminous mix shall be laid until the Engineer has approved the surface.

A tack coat shall be applied in accordance with Section 15 of this Specification. If the Engineer considers a tack coat is required prior to laying the bituminous mix or between layers of the

## PERFORMANCE BASED CONTRACT FOR MAINTENANCE OF SULTAN HAMUD - MAKINDU (A8) ROAD

bituminous mix, due solely to the Contractor's method of working, then such tack coat shall be at the Contractor's expense.

### **1605A DESIGN AND WORKING MIXES**

At least two months prior to commencing work using a bituminous mix, the Contractor shall, having demonstrated that he can produce aggregates meeting the grading requirements of the Specification, submit samples of each constituent of the mix to the Engineer. The contractor in the presence of the Engineer will then carry out laboratory tests in order to decide upon the proportion of each constituent of the initial design mix or mixes to be used for site trials to be carried out in accordance with Clause 1606A of this Specification.

Should the Engineer conclude from the site trials that the mix proportion or aggregate grading are to be changed, the Contractor shall submit further samples of the constituents and carry out further site trials all as directed by the Engineer.

The Engineer may instruct the alteration of the composition of the -75-micron fraction of the aggregates by the addition or substitution of mineral filler. The Engineer may also instruct the alteration of all or part of the -6.3mm fraction of the aggregates by the addition or substitution of natural sand.

The Contractor shall make the necessary adjustments to his plant to enable the revised mix to be produced.

Following laboratory and site trials the contractor jointly with the Engineer will determine the proportions of the working mix and the Contractor shall maintain this composition within the tolerances given in Clause 1614A.

Should any changes occur in the nature or source of the constituent materials, the Contractor shall advise the Engineer accordingly. The procedure set out above shall be followed in establishing the new mix design.

### **1606A SITE TRIALS**

Full scale laying and compaction site trials shall be carried out by the Contractor on all asphalt pavement materials proposed for the Works using the construction plant and methods proposed by

## PERFORMANCE BASED CONTRACT FOR MAINTENANCE OF SULTAN HAMUD - MAKINDU (A8) ROAD

the Contractor for constructing the Works. The trials shall be carried out with the agreement, and in the presence of the Engineer, at a location approved by the Engineer.

The trials shall be carried out to: -

- a) Test materials, designed in the laboratory, so that a workable mix that satisfies the specification requirements can be selected.
- b) To enable the Contractor to demonstrate the suitability of his mixing and compaction equipment to provide and compact the material to the specified density and to confirm that the other specified requirements of the completed asphalt pavement layer can be achieved.

Each trial area shall be at least 100 metres long and to the full construction width and depth for the material. It may form part of the Works provided it complies with this Specification. Any areas that do not comply with this Specification shall be removed.

The Contractor shall allow in his programme for conducting site trials and for carrying out the appropriate tests on them. The trial on any pavement layer shall be undertaken at least 21 days ahead of the Contractor proposing to commence full-scale work on that layer.

The Contractor shall compact each section of trial over the range of compactive effort the Contractor is proposing and the following data shall be recorded for each level of compactive effort at each site trial:

- i. The composition and grading of the material including the bitumen content and type and grade of bitumen used.
- ii. The moisture content of aggregate in the asphalt plant hot bins.
- iii. The temperature of the bitumen and aggregate immediately prior to entering the mixer, the temperature of the mix on discharge from the mixer and the temperature of the mix on commencement of laying, on commencement of compaction and on completion of compaction. The temperature of the mixture is to be measured in accordance with BS 598, Part 3, Appendix A.

## PERFORMANCE BASED CONTRACT FOR MAINTENANCE OF SULTAN HAMUD - MAKINDU (A8) ROAD

- iv. The type, size, mass, width of roll, number of wheels, wheel load, tyre pressures, frequency of vibration and the number of passes of the compaction equipment, as appropriate for the type of roller.
- v. The target voids and other target properties of the mix together with the results of the laboratory tests on the mix.
- vi. The density and voids achieved.
- vii. The compacted thickness of the layer.
- viii. Any other relevant information as directed by the Engineer.

At least eight sets of tests shall be made by the Contractor and the Engineer on each 100 metres of trial for each level of compactive effort and provided all eight sets of results over the range of compactive effort proposed by the Contractor meet the specified requirements for the material then the site trial shall be deemed successful. The above data recorded in the trial shall become the agreed basis on which the particular material shall be provided and processed to achieve the specified requirements.

### **1607A MIXING OF AGGREGATES AND BITUMEN**

The bitumen shall be heated so that it can be distributed uniformly and care shall be taken not to overheat it. The temperature shall never exceed 170<sup>0</sup> C for 60/70-penetration grade bitumen.

The aggregates shall be dried and heated so that they are mixed at the following temperatures: -

125-165<sup>0</sup>C when 60/70 bitumen is used

The dried aggregates shall be combined in the mixer in the amount of each fraction instructed by the Engineer and the bitumen shall then be introduced into the mixer in the amount specified. The materials shall then be mixed until a complete and uniform coating of the aggregate is obtained.

The mixing time shall be the shortest required to obtain a uniform mix and thorough coating. The wet mixing time shall be determined by the Contractor and agreed by the Engineer for each plant and for each type of aggregate used. It shall normally not exceed 60 seconds.



## PERFORMANCE BASED CONTRACT FOR MAINTENANCE OF SULTAN HAMUD - MAKINDU (A8) ROAD

### **1608A TRANSPORTING THE MIXTURE**

The bituminous mix shall be kept free of contamination and segregation during transportation. Each load shall be covered with canvas or similar covering to protect it from the weather and dust.

### **1609A LAYING THE MIXTURE**

Immediately after the surface has been prepared and approved, the mixture shall be spread to line and level by the laying plant without segregation and dragging.

The mixture shall be placed in widths of one traffic lane at a time, unless otherwise agreed by the Engineer. The compacted thickness of any layer shall be at least 2.5 times the maximum size of the aggregate for wearing course and at least 2 times for binder course. The minimum thickness shall be 25mm.

Only on areas where irregularities or unavoidable obstacles make the use of mechanical laying impracticable, may the mixture be spread and compacted by hand.

### **1610A COMPACTION**

Immediately after the bituminous mixture has been spread, it shall be thoroughly and uniformly compacted by rolling.

The layer shall be rolled when the mixture is in such a condition that rolling does not cause undue displacement or shoving.

The number, weight and type of rollers furnished shall be sufficient to obtain the required compaction while the mixture is in a workable condition. The sequence of rolling operations shall be as agreed with the Engineer and proved during site trials. Initial rolling with steel tandem or three-wheeled roller shall follow the laying plant as closely as possible. The rollers shall be operated with the drive roll nearest the laying plant, at a slow and uniform speed (not exceeding 5 Km/Hr).

Rolling shall normally commence from the outer edge and proceed longitudinally parallel to the centreline, each trip overlapping one half of the roller width. On super elevated curves, rolling shall begin at the low side and progress to the high side. Where laying is carried out in lanes care must be taken to prevent water entrapment.

Intermediate rolling with a pneumatic-tyred or vibratory roller shall follow immediately. Final rolling with a steel-wheeled roller shall be used to eliminate marks from previous rolling.

## PERFORMANCE BASED CONTRACT FOR MAINTENANCE OF SULTAN HAMUD - MAKINDU (A8) ROAD

To prevent adhesion of the mixture to the rollers, the wheels shall be kept lightly moistened with water.

In areas too small for the roller, a vibrating plate compactor or a hand tamper shall be used to achieve the specified compaction.

### **1611A FINISHING, JOINTS AND EDGES**

Any mixture that becomes loose and broken, mixed with dirt or foreign matter or is in any way defective, shall be removed and replaced with fresh hot mixture, which shall be compacted to conform to the surrounding area.

Spreading of the mixture shall be as continuous as possible. Transverse joints shall be formed by cutting neatly in a straight line across the previous run to expose the full depth of the course. The vertical face so formed shall be painted lightly with hot 60/70 penetration grade bitumen just before the additional mixture is placed against it.

Longitudinal joints shall be rolled directly behind the paving operation. The first lane shall be placed true to line and level and have an approximately vertical face. The mixture placed in the abutting lane shall then be tightly crowded against the face of the previously placed lane. The paver shall be positioned to spread material overlapping the joint face by 20-30mm. Before rolling, the excess mixture shall be raked off and discarded.

When the abutting lane is not placed in the same day, or the joint is destroyed by traffic, the edge of the lane shall be cut back as necessary, trimmed to line and painted lightly with hot 60/70 penetration grade bitumen just before the abutting lane is placed.

Any fresh mixture spread accidentally on the existing work at a joint shall be carefully removed by brooming it back on to uncompacted work, so as to avoid formation of irregularities at the joint. The finish at joints shall comply with the surface requirements and shall present the same uniformity of finish, texture and density as other sections of the work.

The edges of the course shall be rolled concurrently with or immediately after the longitudinal joint. In rolling the edges, roller wheels shall extend 50 to 100mm beyond the edge.

PERFORMANCE BASED CONTRACT FOR MAINTENANCE OF SULTAN HAMUD -  
MAKINDU (A8) ROAD

**1612A SAMPLING AND TESTING OF BITUMINOUS MIXTURES**

The sampling of bituminous mixtures shall be carried out in accordance with AASHTO T168 (ASTM Designation D979).

**1613A QUALITY CONTROL TESTING**

During mixing and laying of bituminous mixtures, control tests on the constituents and on the mixed material shall be carried out in accordance with Clause 1612A and Section 2 of this Specification.

If the results of any tests show that any of the constituent materials fail to comply with this Specification, the Contractor shall carry out whatever changes may be necessary to the materials or the source of supply to ensure compliance.

If the results of more than one test in ten on the mixed material show that the material fails to comply with this Specification, laying shall forthwith cease until the reason for the failure has been found and corrected. The Contractor shall remove any faulty material laid and replace it with material complying with this Specification all at his own expense.

**1614A TOLERANCES**

Surfacing courses and base shall be constructed within the geometric tolerances specified in Section 3 of this Specification.

The Contractor shall maintain the composition of the mixture as determined from the laboratory and site trials within the following tolerances, per single test:

Bitumen Content	± 0.3% (by total weight of total mix)
Passing 10mm sieve and larger sieves	± 6% (by total weight of dry aggregate including mineral filler)
Passing sieves between 10mm and 1.0mm sieves	± 4% (by total weight of dry aggregate including mineral filler)
Passing sieves between 1.0mm and 0.075mm sieve	± 3% (by total weight of dry aggregate including mineral filler)
Passing 0.075mm sieve	± 2% (by total weight of dry aggregate including mineral filler)

## PERFORMANCE BASED CONTRACT FOR MAINTENANCE OF SULTAN HAMUD - MAKINDU (A8) ROAD

The average amount of bitumen in any length of any layer, calculated as the product of the bitumen contents obtained from single tests and the weight of mixture represented by each test, shall not be less than the amount ordered.

The average amount of bitumen for each day's production calculated from the checked weights of mixes shall not be less than the amount ordered.

The average amount of bitumen in any length of any layer, calculated as the product of the bitumen contents obtained from single tests and the weight of mixture represented by each test, shall not be less than the amount ordered.

The average amount of bitumen for each day's production calculated from the checked weights of mixes shall not be less than the amount ordered.

The final average overall width of the upper surface of a bituminous mix layer measured at six equidistant points over a length of 100m shall be at least equal to the width specified. At no point shall the distance between the centreline of the road and the edge of the upper surface of a bituminous mix layer be narrower than that specified by more than 13mm.

### **1615A MEASUREMENT AND PAYMENT**

No separate measurement and payment shall be made for complying with the requirements of Clauses 1601A to 1614A inclusive and the Contractor shall be deemed to have allowed in his rates in Parts B and C of Section 16 of this Specification for the costs of complying with the requirements of Part A of Section 16 of this Specification

## **PART B**

### **ASPHALT CONCRETE FOR SURFACING - SUPERPAVE**

#### **1601B INTRODUCTION**

Some modifications, to the Standard Specification, which takes into account aspects of the Super Pave Mix Design methods, have been made. This shall be in accordance with the procedures presented in Overseas Road Note 19, "A guide to the design of hot mix asphalt in tropical and subtropical countries" and detailed in the current manuals produced by the Asphalt Institute. The

PERFORMANCE BASED CONTRACT FOR MAINTENANCE OF SULTAN HAMUD - MAKINDU (A8) ROAD

contractor shall be deemed to possess a copy of these publications and shall provide at least two copies of each on site, one for the Engineer and the other for the Contractor.

**1602B MATERIALS FOR ASPHALT CONCRETE**

**(a) Penetration grade bitumen**

Bitumen shall be 60/70 penetration grade bitumen modified with 3-5% Styrene Butadiene Styrene (SBS) based elastomeric polymer (elastomer modified bitumen). The Contractor shall be required to provide the manufacturer’s Certificate/specifications with regards to application of the binder for approval by the Engineer.

The TG1 Specifications as outlined in the Technical Guideline for use of Modified Binders in Road Construction. (Asphalt Academy, Pretoria, South Africa) should be adopted.

The penetration grade bitumen shall meet the requirements of Table 4.3 in ORN 19 as summarised below:

**Minimum requirements for penetration grade bitumen (ORN19 Table 4.3)**

<i>Test</i>	<i>Test method (ASTM)</i>		<i>Penetration grade</i>		
			40/50	60/70	80/100
Based on original bitumen					
Penetration at 25 <sup>0</sup> C		D 5	40-50	60-70	80-100
Softening point (°C)		D 36	49-59	46-56	42-51
Flash point (°C)	Min	D 92	232	232	219
Solubility in trichloroethylene (%)	Min	D 2042	99	99	99

PERFORMANCE BASED CONTRACT FOR MAINTENANCE OF SULTAN HAMUD - MAKINDU (A8) ROAD

TFOT heating for 5h at 163 °C		D1754			
a. Loss by mass (%)	Max	-	0.5	0.5	0.8
b. Penetration (% of original)	Min	D 5	58	54	50
c. Ductility at 25°C	Min	D 113	-	50	75

**(b) Aggregate**

(i) In the standard specification rename Table 16B-1 as 16B-1(a)

Add the following:

The coarse aggregate shall be entirely crushed rock, from a source known to give high values of stability (> 9kN) in the Marshall test. Aggregate shall be Class ‘A’ meeting the requirements given in Table 16B-1b below.

**Table 16B-1b: Requirements for coarse aggregate**

Property	Test	Property
Cleanliness	Sand equivalent: <sup>1</sup> for <4.75 mm fraction (Material passing 0.425 sieve)	>40
	Plasticity Index <sup>2</sup>	<4
	Linear Shrinkage	<2
Particle shape	Flakiness Index (FI) <sup>3</sup>	<25
Strength	Aggregate Crushing Value (ACV) <sup>4</sup>	<25
	Aggregate Impact Value (AIV) <sup>4</sup>	<25
	10%FACT (dry) kN <sup>4</sup>	>160

PERFORMANCE BASED CONTRACT FOR MAINTENANCE OF SULTAN HAMUD - MAKINDU (A8) ROAD

Property	Test	Property
	Los Angeles Abrasion (LAA) <sup>5</sup>	<30
Abrasion	Aggregate Abrasion Value <sup>4</sup>	<12
Soundness <sup>7</sup> (5 cycles, % loss)	Sodium Sulphate Soundness (SSS):  Coarse aggregate  Fine aggregate  Magnesium Sulphate Soundness (MSS):  Coarse aggregate  Fine aggregate	<10  <16  <15  <20
Polishing	Polished Stone Value	>60
Water absorption	Water Absorption <sup>6</sup>	<2
Bitumen affinity	Immersion Mechanical test: index of retained Marshall stability <sup>8</sup>  Static Immersion Test <sup>9</sup>  Retained Indirect Tensile strength <sup>10</sup>	>75  >95% coating retained  >79% (at 7% VIM)

1 AASHTO T176

2 British Standard 1377: Part 2

3 British Standard 812: Part 105

4 British Standard 812: Parts 110 to 114

5 ASTM C131 and C535

6 British Standard 812: Part 2

PERFORMANCE BASED CONTRACT FOR MAINTENANCE OF SULTAN HAMUD -  
 MAKINDU (A8) ROAD  
 7 AASHTO T104

8 D White oak (1990) (Shell Bitumen Handbook)

9 AASHTO T182

10 AASHTO T283

Unless otherwise instructed by the Engineer aggregates shall satisfy the following Super pave aggregate consensus properties which requirements are presented in Table 16B-1(c):

- Coarse Aggregate Angularity (CAA) – ASTM D 5821
- Fine Aggregate Angularity (FAA) – AASHTO T 304
- Flat and elongated particles – ASTM D 4791
- Sand equivalent – AASHTO T 176

**Table 16B-1(c) Super pave aggregate consensus property requirements**

Cumulative Equivalent Standard Axles (CESA) <sup>1</sup> in Million	Fractured faces, Coarse Aggregate, Percent Minimum		Uncompacted Void Content of Fine Aggregate, Percent Minimum		Sand Equivalent, Percent Minimum	Flat and Elongated <sup>3</sup> , Percent Maximum
	Depth from surface		Depth from surface			
	≤100mm	>100mm	≤100mm	>100mm		
≥ 30	100/100	100/100	45	45	50	10

<sup>1</sup>The anticipated project traffic level expected over a 20-year design period

<sup>2</sup>85/80 denotes that 85 percent of the coarse aggregate has one fractured face and 80 percent has two or more fractured faces

<sup>3</sup>Criterion based upon a 5:1 maximum to minimum ratio



PERFORMANCE BASED CONTRACT FOR MAINTENANCE OF SULTAN HAMUD - MAKINDU (A8) ROAD

Nominal Maximum Size (mm) <i>(Note 1 below)</i>	Sieve size (mm)	Control point (%passing)	
		Minimum	Maximum
19.0	25	100	-
	19	90	100
	12.5	-	90
	2.36	23	49
	0.075	2	8

**1603B GRADING REQUIREMENTS**

The grading mixture of coarse and fine aggregate shall meet the requirements given in Table 16B-1(d) for a 19mm and 12.5mm nominal maximum size aggregate.

**A gradation of 19mm and 12.5mm nominal maximum size aggregate shall be used for the works**

**Table 16B-1(d) Superpave aggregate grading control point**

*Note (1) - The definition of Nominal Maximum Size of aggregate is one sieve larger than the first sieve to retain more than ten per cent of the aggregate. It is also recommended that where possible the largest particle size should not be more than 25 mm so that the requirements of the Marshall test can be complied with.*

**1604B REQUIREMENTS FOR ASPHALT CONCRETE**

The mix design should be carried out using the Super pave test procedures.

**Super pave – Carriageway and Shoulders**

The mix design, when compacted in accordance with AASHTO T 312 (Preparing and determining the density of Hot Mix Asphalt (HMA) specimens by means of the Super pave gyratory compactor) shall meet the relative density, voids in the mineral aggregate (VMA),

**PERFORMANCE BASED CONTRACT FOR MAINTENANCE OF SULTAN HAMUD - MAKINDU (A8) ROAD**

Voids filled with Asphalt (VFA) and dust to binder ratio requirements specified in Table 16-B2(b).

The initial, design and maximum number of gyrations are specified in AASHTO R 35, Super pave volumetric design for Hot Mix Asphalt (HMA).

Cumulative Equivalent Standard Axles (CESA) <sup>1</sup> in Million	Required Relative Density, Percent of theoretical maximum specific gravity			Voids in the Mineral Aggregate (VMA), Percent Minimum	Voids Filled with Asphalt (VFA) Range, Percent	Dust-to-Binder Ratio Range
	N initial	N design	N max	Nominal maximum size Aggregate (mm)		
>10	≤89.0	96.0	≤98.0	19.0	65-75	0.6-1.2

<sup>1</sup>The anticipated project traffic level expected over a 20-year design period

**1605B MIXING AND LAYING ASPHALT CONCRETE**

Add the following:

The temperature of the bitumen and aggregates when mixed should be determined using both Penetration Index (PI) and softening point of the bitumen on the bitumen tests data chart (BTDC). The temperature of the bitumen and aggregates when mixed shall be 110+/-3°C above the softening point (Ring and Ball) of the bitumen.

Compaction shall commence as soon as the mix can support the roller without undue displacement of material and completed before the temperature of the mix falls below 90°C.

The mixing and placing of asphalt concrete must be carried out only under favorable weather conditions. Mixing and placing of asphalt concrete will not be allowed if the moisture content of aggregate affects the uniformity of temperature, or if free water is present on the working surface. Mixing shall not be allowed to take place more than two hours before placing begins unless provision had been made for storing. Storage of mixed materials will only be permitted in insulated hot mix bins. In any case, storage will not be permitted for a period longer than 12 hours after mixing, unless otherwise approved by the Engineer.

## PERFORMANCE BASED CONTRACT FOR MAINTENANCE OF SULTAN HAMUD - MAKINDU (A8) ROAD

The minimum thickness of the compacted layer shall be 35mm when 12.5mm nominal maximum size aggregate is used (on the road shoulders).

### **1606B COMPACTION**

Rolling shall be continued until compaction of the completed layer attains a minimum mean value of 95% of refusal density (no value less than 93%) and until the voids measured in the compacted layer are within the specified range as appropriate.

### **1607B MEASUREMENT AND PAYMENT**

a) Item : Asphalt Concrete

Unit: m<sup>3</sup> of Asphalt Concrete Used

Asphalt concrete shall be measured by the cubic metre compacted on the road calculated as the product of the length instructed to be laid and the compacted cross-sectional area shown on the Drawings or instructed by the Engineer.

The rate for asphalt concrete shall include for the cost of providing, transporting, laying and compacting the mix with the nominal binder content and complying with the requirements of Parts A and B of Section 16 of this Specification.

## **PART C**

### **SUPERPAVE DENSE BITUMEN MACADAM**

#### **1601C INTRODUCTION**

Some modifications, to the Standard Specification, which takes into account aspects of the Superpave Mix Design methods, have been made. This shall be in accordance with the procedures presented in Overseas Road Note 19, ‘‘ A guide to the design of hot mix asphalt in tropical and subtropical countries’’ and detailed in the current manuals produced by the Asphalt Institute. The contractor shall be deemed to possess a copy of these publications and shall provide at least two copies of each on site, one for the Engineer and the other for the Contractor.

#### **1602C MATERIALS FOR DENSE BITUMEN MACADAM**

(a) Penetration grade bitumen

PERFORMANCE BASED CONTRACT FOR MAINTENANCE OF SULTAN HAMUD - MAKINDU (A8) ROAD

Bitumen for DBM shall be 60/70 penetration grade bitumen modified with 3-5% Styrene Butadiene Styrene (SBS) based elastomeric polymer (elastomer modified bitumen), and shall meet the requirements stated in 1602B of this specification.

(b) Aggregate

Coarse aggregate (retained on a 6.3mm sieve) shall consist of crushed stone free from clay, silt, organic matter and other deleterious substances and shall comply with the following requirements

The crushing ratio shall not be less than 100%

**1603C GRADING REQUIREMENTS**

The grading mixture of coarse and fine aggregate shall be within and approximately parallel to the grading envelopes as given in Table 16C-1a below

**Table 16C-1(a) Superpave aggregate grading control point**

Nominal Maximum Size (mm)	Sieve size (mm)	Control point (%passing)	
		Minimum	Maximum
37.5	50	100	-
	37.5	90	100
	25	-	90
	2.36	15	41
	0.075	0	6
25	37.5	100	-
	25	90	100
	19	-	90
	2.36	19	45
	0.075	1	7

*Note (1) - The definition of Nominal Maximum Size of aggregate is one sieve larger than the first sieve to retain more than ten per cent of the aggregate*

**1604C REQUIREMENTS FOR BITUMEN MACADAM BASE COURSE**

No formal design method is available for determining the optimum composition for this material because the maximum particle size and proportions of aggregate greater than 25mm precludes the use of the Marshall test. However, the Superpave method can be carried out and is proposed for determining its optimum composition.

PERFORMANCE BASED CONTRACT FOR MAINTENANCE OF SULTAN HAMUD - MAKINDU (A8) ROAD

The mixture shall comply with the requirements given in Table 16C-2. Table 16C-2 Requirements for Bitumen Macadam Base Course

Cumulative Equivalent Standard Axles (CESA) <sup>1</sup> in Million	Required Relative Density, Percent of theoretical maximum specific gravity			Voids in the Mineral Aggregate (VMA), Nominal maximum size Aggregate (mm)		Voids Filled with Asphalt (VFA) Range, Percent	Dust-to-Binder Ratio Range
	N initial	N design	N max	19.0	12.5		
<0.3	≤91.5	-	-	-	-	70-80	0.6-1.2
0.3 to <3	≤90.5	96.0	≤98.0	13.0	14.0	65-78	0.6-1.2
≥3	≤89.0	96.0	≤98.0	13.0	14.0	65-75	0.6-1.2

The anticipated project traffic level expected over a 20-year design period

The proportion, by mass of total mix, of bitumen (binder content) shall be in the range 4.0 + 0.5. The binder content of the working mix will be instructed by the Engineer following laboratory and site trials

The mixing temperature of the Bitumen Macadam Base Course shall be between 1400C and 1700C. Where possible, the viscosity of the bitumen should be measured over a range of temperatures and plotted on the Bitumen Test Data Chart do that the ideal mixing temperature at which the viscosity of the Bitumen Test Data Chart do that the ideal mixing temperature, at which the viscosity of the bitumen is between approximately 0.2 and 0.5 Pas can then be read from the chart. The minimum temperature at laying and commencement of compaction shall be 1200C and at completion of compaction shall be not less than 900C.

Laying plant capable of spreading the mixture over the full carriageway width shall be preferred, otherwise two mechanical pavers working in echelon shall be used and the longitudinal joint shall be compacted before the temperature of the existing lane has dropped to 700C.

The minimum thickness of the compacted layer shall be 75mm and no compacted layer shall exceed 125mm.

**SECTION 17 - CONCRETE WORKS**

PERFORMANCE BASED CONTRACT FOR MAINTENANCE OF SULTAN HAMUD -  
MAKINDU (A8) ROAD

**1703 MATERIALS FOR CONCRETE**

All material shall comply with the requirements of section 1703 of the standard specification.

**a) Admixtures**

Only admixtures which have been tested and approved in the site laboratory through trial mixing for design proportion shall be used. Before selection of admixture, the Contractor shall submit to the Engineer the specific information or guarantees prepared by the admixture supplier. The contractor shall not exclude the admixture from concrete proportions.

**b) Fibre Reinforcement**

Fibre reinforcement shall be 100% virgin polymeric micro fibres (12mm long) to be mixed at 900g per cubic metre of concrete. Only fibre reinforcement which have been tested and approved in the site laboratory through trial mixing for design proportion shall be used. Before selection of fibre reinforcement, the Contractor shall submit to the Engineer the specific information or guarantees prepared by the fibre reinforcement supplier.

**1704 DESIGN OF CONCRETE MIXES**

The following classes of concrete shall be designed in mix proportions approved for use as follows:

- Class 15/20 for all blinding to structures. Requirement for the concrete class 15/20 is specified as follows:

Design compressive strength (28) days	15 N/mm <sup>2</sup>
Maximum nominal size of coarse aggregate	20mm
Maximum cement content	260 kg/m <sup>3</sup>
Maximum water/cement ratio	57%
Maximum slump	80mm

- Class 25/20 for all culvert surrounds, headwalls, wing walls, aprons and toe walls, and drain lining where required. Requirement for the concrete class 25/20 is specified as follows:

Design compressive strength (28) days	25 N/mm <sup>2</sup>
Maximum nominal size of coarse aggregate	20mm

## PERFORMANCE BASED CONTRACT FOR MAINTENANCE OF SULTAN HAMUD - MAKINDU (A8) ROAD

Maximum cement content	300 kg/m <sup>3</sup>
Maximum water/cement ratio	50%
Maximum slump	80mm

- Class 20/20 for all all drain lining and all minor drainage structures . Requirement for the concrete class 20/20 is specified as follows:

Design compressive strength (28) days	20 N/mm <sup>2</sup>
Maximum nominal size of coarse aggregate	20mm
Maximum cement content	260 kg/m <sup>3</sup>
Maximum water/cement ratio	53%
Maximum slump	80mm

Specification for construction material and quality control shall be in accordance to the Standard Specification. All mix designs shall be submitted to the Engineer for review and approval.

### 1713 FINISHES ON UNFORMED SURFACES

#### a) Culvert and Drainage Structures

All surfaces shall be finished to Class UF3 finish in accordance with the Standard Specifications.

### 1718 EXPANSION AND CONTRACTION JOINTS

Expansion and contraction joints shall be formed in the positions and in accordance with the details shown on the Drawings or elsewhere in the Specifications.

### 1725 FINISHES ON FORMED SURFACES

For culverts and drainage structures, all surfaces shall be finished to Class F3 finish in accordance with the Standard Specifications.

PERFORMANCE BASED CONTRACT FOR MAINTENANCE OF SULTAN HAMUD -  
MAKINDU (A8) ROAD  
**SECTION 20 - ROAD FURNITURE**

**2001 ROAD RESERVE BOUNDARY POSTS**

Road reserve boundary posts shall be provided as directed by the Engineer and in compliance with Standard Specification Clause 2001 and the drawings provided. They shall be placed at 200m intervals along the boundary of the road reserve.

**2003 EDGE MARKER POST**

Edge marker post shall be provided as directed by the Engineer and in compliance with Standard Specification Clause 2003

**2004 PERMANENT ROAD SIGNS**

Permanent Road Signs shall be provided as directed by the Engineer and in compliance with the requirements of the "Manual for Traffic Signs in Kenya" Part II and Standard Specification Clause 2

The sign face material shall be Reflective Sign Sheeting Complying with ASTM Type XI Standards. The road signs shall be obtained from a manufacturer approved by the Resident Engineer. Before placing any order for the manufacture of the road signs, the Contractor shall submit to the RE the following information:

1. Name of the firm from which the Contractor proposes to obtain the signs together with the place of manufacture or fabrication
2. A description of the items to be used together with the manufacturer's specification and a description of quality, grade, weight and strength
3. Manufacturer's type test certificates
4. A sample sign, posts and fittings which sample shall be stored by the RE.

**2004B EXISTING ROAD SIGNS**

Where directed by the Engineer, the Contractor shall take down road signs including all posts, nuts, bolts and fittings, and remove and dispose of the concrete foundation and backfill the post holes. The signs shall be stored as directed by the Engineer.

Measurement and payment for taking down road signs shall be made by the number of signs of any type and size taken down, cleaned and stored as directed.



PERFORMANCE BASED CONTRACT FOR MAINTENANCE OF SULTAN HAMUD -  
MAKINDU (A8) ROAD

**2005 ROAD MARKING**

**MATERIAL**

Paint for road marking shall be phosphorescent hot applied thermoplastic material. The paint shall consist of plasticized resin, aggregate, phosphorescent pigments and glass beads, and shall conform the British Standards (BS) specifications, 3262: Part 1/1989 and Kenya Standard KS 2157-1: 2008.

**APPLICATION**

Prior to application, the temperature of the substrate should be minimum 10°C and at least 3°C above the dew point of the air, measured near the substrate. The moisture content in the substrate should not exceed 3% (by weight). The coating should not be exposed to oil, chemicals or mechanical stress until fully cured. Drying times should be 5 – 10mins for “surface dry” conditions, and 15 – 30mins for “hard dry” conditions

The paint shall be applied by screed, special spray equipment or extruder. The material shall be heated to 160-190°C in an approved heater with adequate agitation till the material becomes a homogenized liquid. On aged asphalt roads and concrete roads application of a thermoplastic primer coat is recommended for proper bonding of the material with the road surface. The primer should be thoroughly dry and void of solvent prior to application of the thermoplastic material. A temperature of 160 – 190°C and adequate agitation should be maintained during application. Drop-on glass beads must be immediately deposited after thermoplastic application. Depending on the pavement surface, the paint shall be applied as below:

<b>Surface</b>	<b>Preparation</b>	<b>Primer</b>	<b>Topcoat</b>
New, cured bitumen	Ensure that the road surface is clean, free from dust and moisture. Repair joint sealings, cracks, cavities and crevices with appropriate materials Muddy roads should be cleaned with a pressurized water jet and allowed to dry Sweep off any dust particles with a broom and blow off fine particles with pressurized air	None	1 coat thermoplastic paint at 3 - 6 mm film thickness

PERFORMANCE BASED CONTRACT FOR MAINTENANCE OF SULTAN HAMUD - MAKINDU (A8) ROAD

Aged asphalt or concrete*	<p>Ensure that the road surface is clean, free from dust and moisture.</p> <p>Remove deposits of previous coatings</p> <p>Repair joint sealings, cracks, cavities and crevices with appropriate materials</p> <p>Clean muddy roads should with a pressurized water jet and allow to dry</p> <p>Sweep off any dust particles with a broom and blow off fine particles with pressurized air</p>	1 coat Thermoplastic Primer	1 coat thermoplastic paint at 3 - 6 mm film thickness
---------------------------	---	-----------------------------	---

***\*The application of thermoplastic paint on concrete is not highly recommended as it may result in poor adhesion and cracking. It is recommended that Acrylic Road Marking or Water based Road Marking Paint be applied on concrete***

**PRECAUTIONS:**

1. Do not hold thermoplastic above 180°C for more than 6 hours.
2. Do not heat the material above 200°C at any time or decomposition of the material occurs.
3. Change in colour indicates that the material has been scorched owing to overheating and needs to be discarded.

The rates inserted in the Bills of Quantities for road marking shall include for prior application of approved tack coat.

**2005A RAISED PAVEMENT MARKERS – ROAD STUDS**

**MATERIAL**

Road studs are moulded of acrylonitrile butadiene styrene (ABS) conforming to ASTM Specification D1788 – 68, class 5-2-2 shell filled with inert, thermosetting compound and filler. The lens portion of the marker of the marker is of optical menthlymethacrylic.

**CONSTRUCTION**

The road studs shall be constructed of high impact ABS containing a multi-biconvex glass lens reflector system. It shall be of monolithic construction, and not less than 98.5. m<sup>2</sup>. The height of the marker shall not exceed 17mm and the underside shall contain a non-honeycomb base (flat).

**REQUIREMENTS**

## PERFORMANCE BASED CONTRACT FOR MAINTENANCE OF SULTAN HAMUD - MAKINDU (A8) ROAD

The markers shall conform to the following requirements

### **Colour**

Shall be white, yellow or red as specified and the Retro – reflectance values should conform to the testing procedures of ASTM E 809.

### **Impact Resistance**

The marker shall not crack or break when tested using a 1000-gram weight from a height of 1 metre. (ASTM D 2444) or BS 3900 Part E3.

### **Resistance to Water Penetration**

Shall not have water penetration behind the lens after submerged in a water bath at 70 + 50 °F for 10 minutes. And it should still meet the reflectance Requirement. BS 998.

### **Heat Resistance**

Shall comply with the initial brightness as per BS 873 Part IV of 1978

### **Night Visibility**

The marker shall be bright as per BS 873 Part IV of 1978

### **Compression Resistance**

There shall be no cracking sound at a pressure lower than 25 tones as per BS 873 Part IV of 1978.

### **Corrosion Resistance**

After immersing a sample of Road stud in a solution containing 30g/l of sodium chloride for 30 days, there shall not be any signs of corrosion -(BS998).

**NOTE:** These markers are intended for application directly to pavement surfaces and are compatible with raised pavement markers. These adhesives should be of high quality and tested for conformance to customer requirements.

## **ADHESIVES**

## PERFORMANCE BASED CONTRACT FOR MAINTENANCE OF SULTAN HAMUD - MAKINDU (A8) ROAD

They shall be of Resin Type–Epoxy of 2 different components part 1 and 2 i.e., Adhesive and Reactor without any volatile solvents in both.

Pot life:	not less than 20 minutes at 20 °C
Rotational cure time:	between 20 and 30 minutes at 20 °C
Hard cure:	Between 40 and 60 minutes at 20 °C

### **APPLICATION INSTRUCTION**

#### **Preparation of Pavements**

Make sure that the road Surface is absolutely dry and free of oil and grease.

#### **Mixing of Adhesive**

Pour component B into the container of component A. Stir mixture by hand with a wooden or metal stick until uniform Grey Tint without a strike is obtained.

#### **Installation**

Pour the mixture on to the underside of the road stud. Then place the road stud firmly on the road surface. Adhesive should stand out for about 5mm to 10 mm over the edges of the stud.

#### **Protection from the Traffic**

Protect studs from traffic for 2 hours until the adhesive has properly hardened. Try by touching the adhesive.

#### **NUMBER OF STUDS AND ADHESIVES NEEDED FOR LABORATORY TESTS.**

In order to approve a particular type of road stud, 5 sample road studs of each colour and 2 sets of adhesive and reactors shall be submitted for testing.

### **2006 GUARDRAILS**

Amend Section 2006 (a) (ii) as follows:

## PERFORMANCE BASED CONTRACT FOR MAINTENANCE OF SULTAN HAMUD - MAKINDU (A8) ROAD

Contrary to the Standard Specification, guardrail posts shall be galvanized steel guardrail H-sections 12.5mm flange thickness and 8mm web thickness set vertically at least 1.2m into the shoulders as directed by the Engineer. Spacer blocks shall be as in standard Specifications with Cypress or Blue-gum as alternatives too cedar.

Beams for guardrails shall be "Armco Flex beam" or similar obtained from a manufacturer approved by the Engineer. Guardrail beams shall be installed in double rows in accordance with the drawings

Where repair/replacement of guardrails shall be required, unless otherwise directed by the Engineer, single-beam guardrails shall be installed to the specifications of the existing guardrails.

Where brand new installations of guardrails shall be required, unless otherwise directed by the Engineer, **double-beam** guardrails shall be installed in accordance with the drawings.

### **2007 KERBS**

#### a) **Vertical Joints**

Vertical joints between adjacent Kerbs shall not be greater than 5 mm in width and shall be filled with a mortar consisting of 1:3 cement: sand by volume.

#### b) **Transition between flush and raised kerbs**

The transition between flush and raised kerbs (e.g., at bus bays) shall be termed as ramped kerbs. The transition between flush and raised kerbs shall occur within a length of 2.0 m.

### **2008 KILOMETRE MARKER POSTS**

Kilometre marker posts shall be provided as directed by the Engineer and in compliance with Standard Specification Clause 2008.

### **2009 RUMBLE STRIPS**

Where directed by the Engineer, the Contractor shall provide, place, trim, shape and compact to line and level asphalt concrete rumble strips on the finished shoulders. This shall be done to the satisfaction of the Engineer

PERFORMANCE BASED CONTRACT FOR MAINTENANCE OF SULTAN HAMUD -  
MAKINDU (A8) ROAD

**2010 TREES**

Where shown on the Drawings or directed by the Engineer the Contractor shall excavate for, backfill with topsoil, provide, plant, water and protect trees within the Road Reserve, around borrow pits and quarries and elsewhere as directed by the Engineer.

The excavation for each tree shall be 0.3 m deep and 0.3 m diameter backfilled with topsoil and manure provided by the Contractor.

The tree seedlings shall be obtained by the Contractor from the District Forest Officer of the Forest Department of the Ministry of Environment and Natural Resources closest to the Works or, if not available, from an alternative source approved by the Engineer.

The tree seedlings shall be of indigenous varieties recommended by the District Forest Officer and the method of transportation, handling, planting and caring, for each tree seedling shall be as directed by the District Forest Officer. Each seedling must have attained a minimum height of 1m before planting.

The Contractor shall water daily each tree seedling for the first four weeks after planting. For a further 12 weeks the Contractor shall water each tree seedling as necessary to ensure that each becomes firmly established.

Should any tree be damaged, uprooted or die during the first 16 weeks after planting the Contractor shall immediately replace the tree with a new tree seedling and shall water and care for it as prescribed in this Clause 2010. Should the replacement tree be damaged, uprooted or die within the first 16 weeks after planting the same conditions shall apply and the Contractor shall continue to replace trees and water and care for them until the end of the Period of Maintenance.

Any protection works that the Contractor deems necessary to protect trees from damage, uprooting or death shall be provided at the Contractor's expense.

All trees instructed by the Engineer shall be planted by the Contractor prior to the issuing of a Completion Certificate for the whole Works or any part thereof.

**2010A BOLLARDS**

Where directed by the Engineer, the Contractor shall provide, and install 150mm diameter steel encased bollards. The Bollards shall be concreted 300mm into the ground and 900mm above the

PERFORMANCE BASED CONTRACT FOR MAINTENANCE OF SULTAN HAMUD - MAKINDU (A8) ROAD

ground, they shall be painted and marked with two strips of retro reflective yellow tape around the post. Concrete shall be class 15/20.

## 2011 MEASUREMENT AND PAYMENT

### Road reserve boundary posts

Road reserve boundary posts shall be measured by the number erected

### Permanent road signs

Permanent road signs shall be measured by the number of each particular size erected.

### Road marking

Road markings in yellow or white material shall be measured in square metres calculated as the plan area painted.

### Road Studs

Road studs shall be measured by the number of each particular size erected.

### Guardrail

Guardrail shall be measured by the metre as the length of the guardrail constructed.

Add the following:

The cost of guardrail repair shall be per unit length of guardrail repaired/replaced. The following definitions shall apply:

<b>Item No.</b>	<b>Work Item Name</b>	<b>Unit of Measurement</b>	<b>Description</b>
20.70.023a	Guardrail Repair Level 1	M	Removal of damaged guardrail and replacement with straightened beam
20.70.023b	Guardrail Repair Level 2	M	Removal of damaged guardrail, replacement with a straightened beam and realignment of posts
20.70.023c	Guardrail Repair Level 3	M	Complete removal of damaged guardrail beam and installation with new beam, posts and

PERFORMANCE BASED CONTRACT FOR MAINTENANCE OF SULTAN HAMUD -  
MAKINDU (A8) ROAD

			spacers
--	--	--	---------

Installation of new (double-beam) guardrails under item 20-50-034 shall be the length instructed measured, per metre, along the longitudinal axis of the guardrail assembly. (As opposed to the overall length of beams provided). The rate for installation of new guardrails shall consider this method of measurement.

**Trees**

Trees shall be measured by the number instructed.

The rate for trees shall include for the cost of the provision and transport of seedling, excavation, provision and backfill with topsoil, watering and replacement of seedlings as necessary, and complying with the requirements of Clause 2010 of this Specification.

**SECTION 23: CONCRETE PAVING BLOCK**

This works shall consist of providing, laying and fixing of concrete paving blocks and concrete paving slabs on a sand base on the driveway and walkways and other areas as directed by the Engineer.

**a. Concrete Paving Blocks**

The paving blocks shall be of type S of any shape fitting within a 295 mm square coordinating space and a work size thickness of at least 80 mm. The blocks shall conform to the requirements of BS 6717: Pt. 1:1986 or Kenya standard equivalent.

The laying shall be broken at intervals of 50 m by concrete ribs of class 25 concrete.

The blocks shall be laid on a 40 mm minimum sand base whose specifications are as in section (b) of this specification.

**b. Sand for Sand Base**

Sand used as bedding for paving blocks and slabs shall be natural sand, either pit or river sand. The grading shall conform and be parallel as much as possible to KS02 – 95 Parts 1 & 2: 1984 for zones 1,2 or 3. The other requirements shall be as specified in section 1703 (c) of Standard Specifications.

**c. Measurement and Payment**



**PERFORMANCE BASED CONTRACT FOR MAINTENANCE OF SULTAN HAMUD -  
MAKINDU (A8) ROAD**

Payment for paving blocks and paving slabs shall be by square metre laid. The rate quoted would include the cost of haulage to site of the blocks, slabs and sand, as no extra payment shall be made for haulage

PERFORMANCE BASED CONTRACT FOR MAINTENANCE OF SULTAN HAMUD – MAKINDU (A8) ROAD

SUPERVISION CHECKLIST

**Supervision Check List**

Project Name:	<b>PERFORMANCE BASED CONTRACT FOR MAINTENANCE OF SULTAN HAMUD - MAKINDU (A8) ROAD</b>	Date	Signatures
1. This checklist is for Resident Engineer to check Contractor’s work execution process.		The Engineer's Representative (Project Engineer)	
2. Fill in date of checking as (day/month), mark as indicated in Filling Example, and state remarks.			
3. Put this check list in the Monthly Progress Report.		Resident Engineer	

Item	Check Point	before	During execution									after	Remarks	
		Date	Date	Date	Date	Date	Date	Date	Date	Date	Date	Date	Reason for unsatisfactory performance (Site diary No.) Corrective order by authority (Date) Excellent point to be specified	
1	Execution system in general	1-1	Works Execution Programme (including its revised version if any) is	<input type="checkbox"/>	<input type="checkbox"/>	<input type="checkbox"/>	<input type="checkbox"/>	<input type="checkbox"/>	<input type="checkbox"/>	<input type="checkbox"/>	<input type="checkbox"/>	<input type="checkbox"/>	<input type="checkbox"/>	

PERFORMANCE BASED CONTRACT FOR MAINTENANCE OF SULTAN HAMUD – MAKINDU (A8) ROAD

		submitted before the date specified in contract document										
		1-2 Works Execution Programme properly reflects the given specifications and site conditions	<input type="checkbox"/>	<input type="checkbox"/>	<input type="checkbox"/>	<input type="checkbox"/>	<input type="checkbox"/>	<input type="checkbox"/>	<input type="checkbox"/>	<input type="checkbox"/>	<input type="checkbox"/>	
		1-3 Execution procedures are in accordance with Works Execution Programme		<input type="checkbox"/>	<input type="checkbox"/>	<input type="checkbox"/>	<input type="checkbox"/>	<input type="checkbox"/>	<input type="checkbox"/>	<input type="checkbox"/>	<input type="checkbox"/>	
2	Equipment holding	2-1 All equipment used are properly mobilized		<input type="checkbox"/>	<input type="checkbox"/>	<input type="checkbox"/>	<input type="checkbox"/>	<input type="checkbox"/>	<input type="checkbox"/>	<input type="checkbox"/>	<input type="checkbox"/>	

PERFORMANCE BASED CONTRACT FOR MAINTENANCE OF SULTAN HAMUD – MAKINDU (A8) ROAD

			in accordance with Works Execution Programme										
		2-2	All equipment used is well maintained during the execution of works		<input type="checkbox"/>	<input type="checkbox"/>	<input type="checkbox"/>	<input type="checkbox"/>	<input type="checkbox"/>	<input type="checkbox"/>	<input type="checkbox"/>	<input type="checkbox"/>	
3	Contractor's in-house staff	3-1	Qualified technical staff of Contractor are properly assigned as specified in Works Execution Programme		<input type="checkbox"/>	<input type="checkbox"/>	<input type="checkbox"/>	<input type="checkbox"/>	<input type="checkbox"/>	<input type="checkbox"/>	<input type="checkbox"/>	<input type="checkbox"/>	
		3-2	Contractor's in-house key staff understand work		<input type="checkbox"/>	<input type="checkbox"/>	<input type="checkbox"/>	<input type="checkbox"/>	<input type="checkbox"/>	<input type="checkbox"/>	<input type="checkbox"/>	<input type="checkbox"/>	

PERFORMANCE BASED CONTRACT FOR MAINTENANCE OF SULTAN HAMUD – MAKINDU (A8) ROAD

		process and schedule properly										
		3-3 Contractor's in-house staff give technical guidance and direction to workers and operators properly and timely		<input type="checkbox"/>	<input type="checkbox"/>	<input type="checkbox"/>	<input type="checkbox"/>	<input type="checkbox"/>	<input type="checkbox"/>	<input type="checkbox"/>	<input type="checkbox"/>	
		3-4 Communications with authority in writing is properly and timely		<input type="checkbox"/>	<input type="checkbox"/>	<input type="checkbox"/>	<input type="checkbox"/>	<input type="checkbox"/>	<input type="checkbox"/>	<input type="checkbox"/>	<input type="checkbox"/>	
4	Personnel employment	4-1 Workers and operators are deployed in accordance with Works		<input type="checkbox"/>	<input type="checkbox"/>	<input type="checkbox"/>	<input type="checkbox"/>	<input type="checkbox"/>	<input type="checkbox"/>	<input type="checkbox"/>	<input type="checkbox"/>	

PERFORMANCE BASED CONTRACT FOR MAINTENANCE OF SULTAN HAMUD – MAKINDU (A8) ROAD

		Execution Programme											
		4-2 Wage payment is properly made on time		<input type="checkbox"/>	<input type="checkbox"/>	<input type="checkbox"/>	<input type="checkbox"/>	<input type="checkbox"/>	<input type="checkbox"/>	<input type="checkbox"/>	<input type="checkbox"/>		
5	Site base facilities	5-1 Office and stockyard are prepared in accordance with Works Execution Programme		<input type="checkbox"/>	<input type="checkbox"/>	<input type="checkbox"/>	<input type="checkbox"/>	<input type="checkbox"/>	<input type="checkbox"/>	<input type="checkbox"/>	<input type="checkbox"/>		
		5-2 Site is well maintained during the work execution and cleared on completion		<input type="checkbox"/>	<input type="checkbox"/>	<input type="checkbox"/>	<input type="checkbox"/>	<input type="checkbox"/>	<input type="checkbox"/>	<input type="checkbox"/>	<input type="checkbox"/>		
		5-3 Material stored on site is		<input type="checkbox"/>	<input type="checkbox"/>	<input type="checkbox"/>	<input type="checkbox"/>	<input type="checkbox"/>	<input type="checkbox"/>	<input type="checkbox"/>	<input type="checkbox"/>		

PERFORMANCE BASED CONTRACT FOR MAINTENANCE OF SULTAN HAMUD – MAKINDU (A8) ROAD

			properly managed during the work execution										
6	Quality and quantity management	6-1	Material testing, structural examination, and measurements are properly and Periodically conducted based on specifications and Works Execution Programme		<input type="checkbox"/>	<input type="checkbox"/>	<input type="checkbox"/>	<input type="checkbox"/>	<input type="checkbox"/>	<input type="checkbox"/>	<input type="checkbox"/>	<input type="checkbox"/>	
		6-2	Results of material testing, structural examination and		<input type="checkbox"/>	<input type="checkbox"/>	<input type="checkbox"/>	<input type="checkbox"/>	<input type="checkbox"/>	<input type="checkbox"/>	<input type="checkbox"/>	<input type="checkbox"/>	

PERFORMANCE BASED CONTRACT FOR MAINTENANCE OF SULTAN HAMUD – MAKINDU (A8) ROAD

			measurements are within the specifications.									
		6-3	Results of material testing, structural examination, and measurements are properly compiled as reports for confirmation	<input type="checkbox"/>	<input type="checkbox"/>	<input type="checkbox"/>	<input type="checkbox"/>	<input type="checkbox"/>	<input type="checkbox"/>	<input type="checkbox"/>	<input type="checkbox"/>	
7	Work scheduling	7-1	Understanding of critical path and its reflection on scheduling is proper	<input type="checkbox"/>	<input type="checkbox"/>	<input type="checkbox"/>	<input type="checkbox"/>	<input type="checkbox"/>	<input type="checkbox"/>	<input type="checkbox"/>	<input type="checkbox"/>	
		7-2										



PERFORMANCE BASED CONTRACT FOR MAINTENANCE OF SULTAN HAMUD – MAKINDU (A8) ROAD

		Actual proceedings are periodically compared to the planned schedule described in Works Execution Programme		<input type="checkbox"/>	<input type="checkbox"/>	<input type="checkbox"/>	<input type="checkbox"/>	<input type="checkbox"/>	<input type="checkbox"/>	<input type="checkbox"/>	<input type="checkbox"/>	
	7-3	Changes caused by site conditions are properly handled to keep things on schedule		<input type="checkbox"/>	<input type="checkbox"/>	<input type="checkbox"/>	<input type="checkbox"/>	<input type="checkbox"/>	<input type="checkbox"/>	<input type="checkbox"/>	<input type="checkbox"/>	
	7-4	All works are completed within the contract term or within the extended										<input type="checkbox"/>

PERFORMANCE BASED CONTRACT FOR MAINTENANCE OF SULTAN HAMUD – MAKINDU (A8) ROAD

			term as allowed											
8	Work safety management	8-1	No accident occurs to workers, operators, or third-parties.		<input type="checkbox"/>	<input type="checkbox"/>	<input type="checkbox"/>	<input type="checkbox"/>	<input type="checkbox"/>	<input type="checkbox"/>	<input type="checkbox"/>	<input type="checkbox"/>		
		8-2	Safety of workers and operators is considered		<input type="checkbox"/>	<input type="checkbox"/>	<input type="checkbox"/>	<input type="checkbox"/>	<input type="checkbox"/>	<input type="checkbox"/>	<input type="checkbox"/>	<input type="checkbox"/>	<input type="checkbox"/>	
		8-3	Accident prevention efforts for third-parties are proper		<input type="checkbox"/>	<input type="checkbox"/>	<input type="checkbox"/>	<input type="checkbox"/>	<input type="checkbox"/>	<input type="checkbox"/>	<input type="checkbox"/>	<input type="checkbox"/>	<input type="checkbox"/>	
		8-4	Traffic and site safety devices are properly installed and managed		<input type="checkbox"/>	<input type="checkbox"/>	<input type="checkbox"/>	<input type="checkbox"/>	<input type="checkbox"/>	<input type="checkbox"/>	<input type="checkbox"/>	<input type="checkbox"/>	<input type="checkbox"/>	
		8-5												

PERFORMANCE BASED CONTRACT FOR MAINTENANCE OF SULTAN HAMUD – MAKINDU (A8) ROAD

			Temporary facilities (e.g., scaffolding) are constantly checked		<input type="checkbox"/>	<input type="checkbox"/>	<input type="checkbox"/>	<input type="checkbox"/>	<input type="checkbox"/>	<input type="checkbox"/>	<input type="checkbox"/>	<input type="checkbox"/>	
9	Environmental and social management	9-1	Environmental and social mitigation efforts (e.g., against noise, vibration, emission, and dust) are conducted		<input type="checkbox"/>	<input type="checkbox"/>	<input type="checkbox"/>	<input type="checkbox"/>	<input type="checkbox"/>	<input type="checkbox"/>	<input type="checkbox"/>	<input type="checkbox"/>	
		9-2	Waste material from site is properly disposed		<input type="checkbox"/>	<input type="checkbox"/>	<input type="checkbox"/>	<input type="checkbox"/>	<input type="checkbox"/>	<input type="checkbox"/>	<input type="checkbox"/>	<input type="checkbox"/>	
		9-3	Damage to existing roads,		<input type="checkbox"/>	<input type="checkbox"/>	<input type="checkbox"/>	<input type="checkbox"/>	<input type="checkbox"/>	<input type="checkbox"/>	<input type="checkbox"/>	<input type="checkbox"/>	

PERFORMANCE BASED CONTRACT FOR MAINTENANCE OF SULTAN HAMUD – MAKINDU (A8) ROAD

		works and services is avoided or are repaired when it occurs										
9-4	No overloading for work-related vehicles is reported		<input type="checkbox"/>	<input type="checkbox"/>	<input type="checkbox"/>	<input type="checkbox"/>	<input type="checkbox"/>	<input type="checkbox"/>	<input type="checkbox"/>	<input type="checkbox"/>		

Filling Example: ✓ Check point is satisfactory    ■ Check point is unsatisfactory    N/A Not applicable

**SECTION VII – BILLS OF QUANTITIES**

**BILLS OF QUANTITIES**

The tender includes the following Bills of Quantities:

- i) Bills of Quantities for Maintenance Services
- ii) Bills of Quantities for Rehabilitation/Improvement Works (if those are required under the contract)

**A. BoQ SUMMARY**

Description	Amount (in figures)
<b>A. TOTALS BROUGHT FORWARD</b>	
a) Maintenance Services in an amount of <i>[amount in words]</i> KSh	
b) Rehabilitation/Improvement Works in an amount of <i>[amount in words]</i> KSh	
<b>B. SUB-TOTAL = (a) + (b)</b>	
c) Emergency Works in an amount of KSh.	N/A
<b>C. TOTAL = B + (c)</b>	
<b>D. Add 16% VAT</b>	
<b>E. Add: 0.03% Public Procurement Capacity Building Levy (Exclusive of All Taxes)</b>	
<b>F. GRAND TOTAL = C + D + E (Carried to the Form of Tender)</b>	

## **B. BILLS OF QUANTITIES FOR MAINTENANCE SERVICES**

1. The Bills of Quantities for Maintenance Services shall be read in conjunction with the Instructions to Tenderers, Conditions of Contract, Specifications and the Drawings.
2. This Bills of Quantities is the basis for payment of maintenance services that are to be provided on a lump sum per km basis for maintaining the roads covered under the contract, at the Service Levels defined in the Specifications. The rates given by the Tenderer shall, except insofar as is otherwise provided under the Contract, include all plant, equipment, labour, management and supervision, materials, erection, maintenance, insurance, profit, taxes and duties, together with all general risks, liabilities and obligations set out or implied in the Contract.
3. Payment shall be made in accordance with the actual performance of the Contractor and compliance with the Service Level criteria given in the Specifications for each road. Failure to meet the Service Levels will result in payment reductions in accordance with Clause 47 of the General Conditions and the Performance Specifications.
4. The unit rates and prices shall be quoted entirely in local currency but payment will be made in the proportions and currencies quoted in the Schedule of Adjustment Data.
5. A unit rate or price shall be entered by the Tenderer against each item in the Bill of Quantities. The cost of items against which the Tenderer has failed to enter a unit rate or price shall be deemed to be covered by other unit rates and prices entered in the Bill of Quantities.
6. General directions and descriptions of work and materials are not repeated or summarized in the Bill of Quantities. References to the relevant sections of the Contract documentation shall be made before entering rates or prices against each item in the Bill of Quantities.
7. The method of measurement of completed work for payment shall be in accordance with the measurement and payment provisions of the relevant section in the Performance Specifications.
8. **Arithmetical errors discovered prior to award of the Contract will be corrected by the Procuring Entity pursuant to the Instructions to Tenderers.**

**C. 1. BILL OF QUANTITIES AND UNIT PRICES FOR MAINTENANCE SERVICES**

Price No	Description of Service and Price	Unit Price
1.		In Local Currency
	<b>Unit Price per kilometer and month</b>	
	<p>This price is the full remuneration to the Contractor to carry out the services and works required in order to reach and maintain the services levels described in the Specifications and elsewhere in the contract. It further includes the activities of the Contractor related to self-control, quality assurance and material testing.</p> <p>The Unit Price per kilometer and month is:</p> <p>.....</p> <p><i>[Note: There may either be one-unit price for all roads or road sections included in the contract, or different prices for different roads.]</i></p>	

**2 BILL OF QUANTITIES FOR MAINTENANCE SERVICES AND THEIR PRICES**

Price No.	Road or road section	Length (km)	Service Level	Unit Price per kilometer and month	Total Price
2.	<b>Monthly lump sum payment</b>				
2a	Sultan Hamud - Makindu	61 KM	High		
<b>SUB-TOTAL per month:</b>					
Multiply by number of months (duration of contract)					36 Months
<b>Total for contract period (Carried to BoQ Summary)</b>					



## **D. BILL OF QUANTITIES FOR REHABILITATION AND IMPROVEMENT WORKS**

1. The Bills of Quantities for Rehabilitation Works and for Improvement Works shall be read in conjunction with the Instructions to Tenderers, Conditions of Contract, Specifications and the Drawings.

### **a) Bill of Quantities for Rehabilitation Works**

2. The Bill of Quantities for Rehabilitation Works presents a number of explicit activities considered necessary to rehabilitate particular road sections before some or all of the Service Level criteria for performance-based maintenance defined in the Specifications can be applied. The Tenderer shall undertake a detailed assessment of road conditions at the time of Tender. The location and extent of the particular rehabilitation works considered necessary to reach required Service Levels shall be indicated by the Tenderer in his Tender submission.
3. Although the tendering document may show estimated quantities of Rehabilitation Works, it is the responsibility of the Tenderer to prepare his own estimate for the quantity of work required for each rehabilitation activity, and he shall indicate these quantities in the Bill of Quantities.
4. The Procuring Entity may in some cases indicate fixed quantities for some specific Rehabilitation Works, such as asphalt resurfacing. Those cases are clearly indicated as such by the Procuring Entity in the TDS Specifications and the Bill of Quantities for Rehabilitation Works.
5. Payment for Rehabilitation Works shall be made in relation to the work outputs satisfactorily completed in conformity with the Specifications as measured by the Contractor and verified by the Engineer, and valued at the unit rates and prices stated in the priced Bill of Quantities. The total price for Rehabilitation Works and Improvement Works, if any, shall not exceed the threshold value or percentage given by the Procuring Entity in the TDS.

### **b) Bill of Quantities for Improvement Works**

6. The Bill of Quantities for Improvement Works lists a set of interventions to be carried out by the contractor that add new characteristics to the Road in response to existing or new traffic, safety or other conditions, as defined in the TDS and the Specifications.
7. Payment for Improvement Works shall be made in relation to the work items satisfactorily completed in conformity with the Specifications, as measured by the Contractor and verified by the Engineer, and valued at the unit rates and prices stated in the priced Bill of Quantities for Improvement Works.

### **c) General**

8. The unit rates and prices Tender in the priced Bill of Quantities shall, except insofar as is otherwise provided under the Contract, include all plant, equipment, labor, supervision, materials, erection, maintenance, insurance, profit, taxes and duties, together with all general risks, liabilities and obligations set out or implied in the Contract. Unit rates and prices shall also include the cost of engineering design services, and measures needed to

prevent or mitigate environmental impacts and safety measures.

9. The unit rates and prices shall be quoted entirely in local currency but payment will be made in the proportions and currencies quoted in the Schedule of Adjustments.
10. A quantity, unit rate or price shall only be entered against those work items considered necessary to attain the required Service Levels and sustain such Service Levels thereafter through execution of maintenance services that are provided for separately.
11. General directions and descriptions of work and materials are not repeated or summarized in the Bill of Quantities. References to the relevant sections of the Contract documentation shall be made before entering rates or prices against each item in the Bill of Quantities.
12. The method of measurement of completed work for payment shall be in accordance with the measurement and payment provisions of the relevant section of the Specifications.
13. **Arithmetical errors discovered prior to award of the Contract will be corrected by the Procuring Entity pursuant to the Instructions to Tenderers.**

**PERFORMANCE BASED CONTRACT FOR THE MAINTENANCE OF  
 SULTAN HAMUD - MAKINDU (A8) ROAD**

**SUMMARY BILL OF REHABILITATION / IMPROVEMENT WORKS**

<b>BILL NO.</b>	<b>DESCRIPTION</b>	<b>TENDER AMOUNT (KSH)</b>
1	OFFICE ADMINISTRATION AND OVERHEADS / PRELIMINARIES	
5	EARTHWORKS	
7	EXCAVATION AND FILLING FOR STRUCTURES	
8	CULVERT AND DRAINAGE WORKS	
10	GRADING AND GRAVELING WORKS	
11	PAVED ROADS - SHOULDER MAINTENANCE AND REPAIRS	
12	NATURAL MATERIAL BASES AND SUBBASE	
15	BITUMINOUS SURFACE TREATMENT AND SURFACE DRESSING	
16	BITUMINOUS MIXES	
20	ROAD FURNITURE REPAIR AND MAINTENANCE	
23	PAVED SURFACES	
	<b>Sub Total 1 (Instructed Works)</b>	
	Add 2.5 % for Contingency	
	Add 2.5 % for VOP	
	<b>Sub Total 2 (REHABILITATION/IMPROVEMENT WORKS) carried to BoQ Summary</b>	

**Detailed Bill of Quantities:**

Bill No. 01	GENERAL: Office Administration and Overheads/Preliminaries				
Item No.	Description	Units	Quantity	Unit Bid Rate (KSH)	Amount (KSH)
01-50-019	Maintenance Buildings/Camps as detailed in Appendix D	Sum	1.00		
01-80-010A	Payment for Material Testing as detailed in the schedule attached in Appendix C as Instructed by the Engineer	Sum	1.00	54,400.00	54,400.00
01-80-031A	Extra over 01-80-030A for contractors profits and overheads	%	54,400.00		
01-80-016	Provide, erect and maintain throughout the project period standard publicity signs as directed by the Engineer	NO.	2.00		
01-80-017	Provide and maintain, 1 No <b>brand new 4WD double cabin vehicle</b> of diesel engine capacity not less than 2400cc for exclusive use by the Engineer inclusive of the first 4,000km per vehicle month in accordance with clause 138 of special specification.	V/Months	36.00		
01-80-018	Extra over 01-80-017 for mileage over 4,000km	KM	1,000.00		
01-80-026A	Payment of Resident Engineer Miscellaneous Account as detailed in the schedule attached in Appendix B as Instructed by the Engineer	Sum	1.00		
01-80-030A	Payment of Engineers Supervisory Staff including overtime in accordance with clause 137 of Special Specifications and as per Remuneration Rates in Appendix A as instructed by the Engineer	Sum	1.00	12,288,900.00	12,288,900.00
01-80-031A	Extra over 01-80-030A for contractors profits and overheads	%	12,288,900.00		
<b>Sub-total for Bill 01 carried to Summary</b>					

<b>Bill No. 05 EARTHWORKS</b>					
<b>Item No.</b>	<b>Description</b>	<b>Units</b>	<b>Quantity</b>	<b>Unit Bid Rate (KSH)</b>	<b>Amount (KSH)</b>
05-60-010	Top soiling as instructed	M <sup>2</sup>	1,440.00		
05-50-014	Grassing	M <sup>2</sup>	1,440.00		
<b>Sub-total for Bill 05 carried to Summary</b>					

<b>Bill No. 07 EXCAVATION AND FILLING FOR STRUCTURES</b>					
<b>Item No.</b>	<b>Description</b>	<b>Units</b>	<b>Quantity</b>	<b>Unit Bid Rate (KSH)</b>	<b>Amount (KSH)</b>
07-50-001	Excavate for structure in soft material	M <sup>3</sup>	100.00		
07-60-002	Provide and place gabion boxes and mattresses as specified or as directed by the Engineer	M <sup>2</sup>	2,510.00		
07-60-003	Provide and place rock fill to gabions and mattresses	M <sup>3</sup>	460.00		
07-60-005	Provide and place 200mm thick stone pitching including grouting to aprons upstream and downstream of bridges and culverts as detailed in the drawing or as directed by the Engineer	M <sup>2</sup>	180.00		
07-60-011	Provide cement grouting to gabions faces as instructed	M <sup>2</sup>	170.00		
<b>Sub-total for Bill 07 carried to Summary</b>					

<b>Bill No. 08 CULVERT AND DRAINAGE WORKS</b>					
<b>Item No.</b>	<b>Description</b>	<b>Units</b>	<b>Quantity</b>	<b>Unit Bid Rate (KSH)</b>	<b>Amount (KSH)</b>
08-50-005	Ditch/Mitre drain/catch water drain excavation	M <sup>3</sup>	2,280.00		
08-90-016	Clean side drains, outfall, catch water, mitre drains and cut off drains to free flow conditions	M	2,000.00		
08-50-034	Desilt and clean existing culverts to free flowing condition	M	100.00		
08-60-030	Excavate in soft material for culverts	M <sup>3</sup>	140.00		
08-60-033	Provide, lay and join 600mm inner dia concrete pipes	MT	10.00		
08-60-034	Provide, lay and join 900mm inner dia concrete pipes	MT	140.00		

08-60-035	Provide, place and compact class 15/20 concrete	M <sup>3</sup>	30.00		
08-60-043	Provide and place class 20/20 concrete reinforced with A142 BRC Mesh for drainage structures of any description and size	M <sup>3</sup>	160.00		
08-70-052	Provide, place and compact class 25/20 concrete to beds, surrounds and haunches	M <sup>3</sup>	110.00		
<b>Sub-total for Bill 08 carried to Summary</b>					

<b>Bill No. 10</b>	<b>GRADING AND GRAVELING WORKS</b>				
<b>Item No.</b>	<b>Description</b>	<b>Units</b>	<b>Quantity</b>	<b>Unit Bid Rate (KSH)</b>	<b>Amount (KSH)</b>
10-50-002	Heavy grading with watering and compaction instructed by the Engineer	M <sup>2</sup>	10,400.00		
<b>Sub-total for Bill 10 carried to Summary</b>					

<b>Bill No. 11</b>	<b>PAVED ROADS - SHOULDER MAINTENANCE AND REPAIRS</b>				
<b>Item No.</b>	<b>Description</b>	<b>Units</b>	<b>Quantity</b>	<b>Unit Bid Rate (KSH)</b>	<b>Amount (KSH)</b>
11-50-002	Prepare surface of existing shoulders, accesses and bus bays, including benching where necessary, water process and compact in accordance with the specification and as directed by the engineer to receive gravel	M <sup>2</sup>	3,600.00		
11-50-003	Provide, place and compact natural gravel to shoulders accesses and bus bays	M <sup>3</sup>	770.00		
<b>Sub-total for Bill 11 carried to Summary</b>					

<b>Bill No. 12</b>	<b>NATURAL MATERIAL BASE AND SUB BASE</b>				
<b>Item No.</b>	<b>Description</b>	<b>Units</b>	<b>Quantity</b>	<b>Unit Bid Rate (KSH)</b>	<b>Amount (KSH)</b>
12-50-001	Provide, lay and compact hand packed stone material including filling voids with stone dust as directed by the Engineer	M <sup>3</sup>	320.00		
<b>Sub-total for Bill 12 carried to Summary</b>					

<b>Bill No. 15 BITUMINOUS SURFACE TREATMENTS AND SURFACE DRESSING</b>					
<b>Item No.</b>	<b>Description</b>	<b>Units</b>	<b>Quantity</b>	<b>Unit Bid Rate (KSH)</b>	<b>Amount (KSH)</b>
15-92-001	Provide and Spray MC 30 cut-back bitumen as prime coat to carriageway, shoulders, bus bays and junctions at rate 0.8-1.2 lts/m2 as prime coat as directed by the Engineer	L	3,600.00		
<b>Sub-total for Bill 15 carried to Summary</b>					

<b>Bill No. 16 BITUMINOUS SURFACE TREATMENTS AND SURFACE DRESSING</b>					
<b>Item No.</b>	<b>Description</b>	<b>Units</b>	<b>Quantity</b>	<b>Unit Bid Rate (KSH)</b>	<b>Amount (KSH)</b>
16-50-004	Crack Sealing	M	1,654.47		
16-50-002	Provide, place and compact Cold Mix Asphalt Concrete for pothole patching as directed by the Engineer	M <sup>3</sup>	1.00		
16-70-001	Provide, transport, lay and compact DBM for base as directed by the Engineer	M <sup>3</sup>	170.00		
16-80-001	Provide, lay and roll asphalt concrete type 1 (bitumen content 5-6% by weight) as directed by the Engineer	M <sup>3</sup>	530.00		
16-80-003	Provide and spray K-160 as tack coat at a rate of 0.8-1.0 L/sq meter as directed by the Engineer	L	9,500.00		
16-80-004	Clearing and cutting of potholes and failed areas	M <sup>3</sup>	1,330.00		
<b>Sub-total for Bill 16 carried to Summary</b>					

<b>Bill No. 20 ROAD FURNITURE AND MAINTENANCE</b>					
<b>Item No.</b>	<b>Description</b>	<b>Units</b>	<b>Quantity</b>	<b>Unit Bid Rate (KSH)</b>	<b>Amount (KSH)</b>
20-70-023a	Guardrail repair (Level 1)	M	40.00		
20-70-023b	Guardrail repair (Level 2)	M	100.00		
20-70-023c	Guardrail repair (Level 3)	M	776.00		
20-50-023	Provide and erect road reserve boundary posts as directed by the Engineer	No	170.00		
20-70-004	Provide and erect standard informatory signs 400*300 mm	No.	13.00		
20-70-001	Provide and erect prohibitory and mandatory type signs 1000mm size	No.	8.00		

<b>Bill No. 20</b>		<b>ROAD FURNITURE AND MAINTENANCE</b>			
<b>Item No.</b>	<b>Description</b>	<b>Units</b>	<b>Quantity</b>	<b>Unit Bid Rate (KSH)</b>	<b>Amount (KSH)</b>
20-70-003	Provide and erect warning type signs 1200mm size	NO.	77.00		
20-70-010	Paint 0.1m wide yellow center line on road using hot thermoplastic paint as specified by the Engineer	M2	2,630.00		
20-70-011	Paint 0.1m wide white line on road using hot thermoplastic paint as specified by the Engineer	M2	9,030.00		
20-70-055	Provide and install retro-reflective road studs (cat's eyes)	No.	1,500.00		
<b>Sub-total for Bill 20 carried to Summary</b>					

<b>Bill No. 23</b>		<b>PAVED SURFACES</b>			
<b>Item No.</b>	<b>Description</b>	<b>Units</b>	<b>Quantity</b>	<b>Unit Bid Rate (KSH)</b>	<b>Amount (KSH)</b>
23-50-006	Paving block-80mm thick inclusive of 50mm thick stone dust for base	M <sup>2</sup>	370.00		
<b>Sub-total for Bill 23 carried to Summary</b>					



**APPENDIX A FOR ITEM 01-80-030A**

<b>PART I</b>							
<b>RATES FOR KeNHA SUPERVISORY STAFF</b>							
NO.	DESIGNATION	KeNHA Grade	Rates				
			Per Diem - Cluster 1 (Daily)	Field Allowance (Daily)	Units	Quantity	Engineer's Estimate
<b>1. Engineers</b>							
1.1	Engineer/ Assistant Resident Engineer	6	11,200.00	2,800.00	Man-Days	216	604,800.00
<b>2. Inspectorate</b>							
1.2	Roads Inspector	7	11,200.00	2,800.00	Man-Days	216	604,800.00
<b>SUB TOTAL A</b>							<b>1,209,600.00</b>

<b>PART II</b>					
<b>KeNHA PROJECT STAFF REMUNERATION SCALE</b>					
<b>1. TECHNICAL STAFF</b>					
<b>S/n</b>	<b>Staff Designation</b>	<b>Minimum Qualifications</b>	<b>Gross Monthly Remuneration (Man Months) (KShs)</b>	<b>No of Months</b>	<b>Total Amount</b>
<b>Civil Engineering Degree Holders</b>					
1.3	Engineer I	i. Holds a Degree in Civil Engineering or its equivalent from an institution recognized by EBK.	99,500.00	36	3,582,000.00
		ii. Registered Graduate Civil Engineer with EBK.			
		iii. Has over 3 years Post-Registration Experience in Roads.			
		iv. Has Worked with KeNHA for over 2 years.			
1.6	Student attaché	Ongoing student at a recognised tertiary institution	10,000.00	24	240,000.00
1.7	Inspector II	i. Holds a Diploma in Civil Engineering - Highways Category.	80,000.00	36	2,880,000.00
		ii. Has over 3 Years Post graduation Practical Experience in Roads.			
		iii. Has worked with KeNHA for over 2 years.			
<b>2. NON-TECHNICAL STAFF</b>					
2	Assistant ICT Officer	Holds a Diploma in Computer Science, Information Technology or other relevant and equivalent qualifications from a recognized Institution	60,000.00	36	2,160,000.00
		Has worked with KeNHA for over 2 years.			
2.1	Driver	Has O-Level Certificate or its equivalent.	39,500.00	36	1,422,000.00
		Has a valid driving licence			

		Has a valid certificate of good conduct from Kenya Police			
		Has worked with KeNHA for over 2 years.			
<b>Sub-Total B</b>					<b>10,266,000.00</b>
Provision of a lump sum to be expended in overtime and allowances in accordance to Labour Laws and Human Resource procedures & guidelines (5% of Sub-total B) =					513,300.00
<b>Sub-total C</b>					<b>10,779,300.00</b>
Add Sub-total A					1,209,600.00
Add provision of a lump-sum for training of RE's staff					300,000.00
<b>GRAND TOTAL CARRIED FORWARD TO BILL 01-80-030A</b>					<b>12,288,900.00</b>

**APPENDIX B TO ITEM 01-80-026A**

<b>Item No.</b>	<b>Description</b>	<b>Units</b>	<b>Quantity</b>	<b>Rate (KSH)</b>	<b>Amount (KSH)</b>
<b>1</b>	<b>OFFICE STATIONERY</b>				
1.01	A4 Photocopy Papers White	Reams	50.00		
1.02	Paper Conqueror -Blue	Reams	20.00		
1.03	Reception Desk 2.0 Metres	No	1.00		
1.04	4 Way work stations	No	1.00		
1.05	High back Office Chair	No	2.00		
1.06	Mesh secretarial chairs	No.	4.00		
1.07	In-Out Tray	No.	2.00		
1.08	Kyocera TK-5150 Toner cartridge (any colour)	No.	4.00		
1.09	Kyocera TK-7205 cartridge (black)	Pcs	5.00		
1.10	Epson 103 Eco Tank Ink Bottle (any colour)	Pcs	12.00		
1.11	Flourescent tubes	Pcs	3.00		
1.12	A3 Printing papers	Reams	4.00		
1.13	Binder Clips (2"*51mm)	Pkts	8.00		
1.14	Binder clips (medium, large)	Pkt	6.00		
1.15	Box File Medium (PVC)	No.	50.00		
1.16	Bull dog paper clips (75mm)	No.	100.00		
1.17	Cello tape 1 Inch	No.	10.00		
1.18	Counter Books (A4) (4 Quire)	No.	10.00		
1.19	Delivery Book	No.	5.00		
1.20	Glue stick Pritt	No.	4.00		
1.21	Highlight pens	No.	10.00		
1.22	Mouse Batteries	Pair	5.00		
1.23	Mouse Pads	No.	5.00		
1.24	Paper clips 28 mm	Pkt.	10.00		
1.25	Pencils	Pack	10.00		
1.26	Quality Envelopes (A3)	90 gsm	50.00		
1.27	Quality Envelopes (A4)	90gsm	50.00		
1.28	Quality Envelopes (A5)	90 gsm	50.00		
1.29	Rise and fall books	No.	4.00		
1.30	Scientific Calculator	No.	1.00		

Item No.	Description	Units	Quantity	Rate (KSH)	Amount (KSH)
1.31	Sharp pointed pens (blue/black)	Pkt	15.00		
1.32	Stamp pad ink (blue & red)	No.	10.00		
1.33	Staple pins (Assorted Sizes)	Pkt	40.00		
1.34	Staple pins Giant	Pkts	20.00		
1.35	Stapler pin removers	No.	10.00		
1.36	Sticky notes	No.	50.00		
1.37	Stick notes (Sign here)	No.	40.00		
1.38	Uni- ball pens (blue/black)	No.	25.00		
1.39	White out	No.	10.00		
	<b>Sub-total I</b>				
<b>2</b>	<b>STAFF WELFARE</b>				
2.00	Cleaning towels	No.	10.00		
2.01	Clear cling film- 30 cmby500m	No.	5.00		
2.02	Drinking water (Small bottles)	Dozen	50.00		
2.03	Gas refill- 13 kg	No.	10.00		
2.04	Gas refill- 6kg	No.	10.00		
2.05	Hand paper towels- 240 sheets	Pkts	50.00		
2.06	Hand washing gels (dettol) 250 ml	No.	50.00		
2.07	Hard brooms	No.	10.00		
2.08	Instant Coffee- 500g	No.	15.00		
2.09	Key Label Tags	No	10.00		
2.10	Dish washing paste (200g)	No.	10.00		
2.11	Lunches	No.	50.00		
2.12	Match box (10 pack)	No.	50.00		
2.13	Milk	Box of 12	200.00		
2.14	Milo- 400g	No	10.00		
2.15	Refillable drinking watet (20 Ltrs bottle)	No	100.00		
2.16	Sauce Pan (Sufuria)- Assorted sizes	Set	1.00		
2.17	Serviettes	Packets	30.00		
2.18	Soft Brooms	No	10.00		
2.19	Spray paints	No.	10.00		

<b>Item No.</b>	<b>Description</b>	<b>Units</b>	<b>Quantity</b>	<b>Rate (KSH)</b>	<b>Amount (KSH)</b>
2.20	Sugar	Kgs	300.00		
2.21	Tea bags (Assorted)- 200g	No	10.00		
2.22	Tea leaves- 500G	No	10.00		
2.23	Tea Masala- 100g	No	10.00		
2.24	Tea mugs	Dozen	5.00		
2.25	Tissue paper (10 pack)	No.	20.00		
2.26	Disposable cups	No.	250.00		
2.27	Water glasses	Dozen	5.00		
	<b>Sub-total II</b>				
<b>3</b>	<b>PERSONAL PROTECTIVE EQUIPMENT</b>				
3.01	Heat resistance gloves	Pair	5.00		
3.02	Disposable dust mask	Pcs	50.00		
3.03	KeNHA Branded high visibility vests	No	10.00		
3.04	Laboratory dust coats	No	3.00		
3.05	Laboratory gumboots (assorted sizes)	No	3.00		
3.06	Safety boots	No	10.00		
	<b>Sub-total III</b>				
<b>4</b>	<b>TOOLS AND EQUIPMENT</b>				
4.01	Office desktop computer	Pcs	1.00		
4.02	Cross cut Paper shredders	No.	1.00		
4.03	Metallic Storage Cabinets	No.	2.00		
4.04	Masons trowel	No	2.00		
4.05	Pocket tape measure 5m(16ft)	No	4.00		
4.06	Pick axe with handles	No	1.00		
4.07	Hand Shovel/Spade	No	1.00		
4.08	8 in 1 Brush cutter and grass trimmer (petrol powered, min 1.4 horsepower)	No	1.00		
4.09	Hand-held GPS receivers	Nos	1.00		
4.10	Calibration of RTK & level machine (inc of accessories)	1 yr LUMPSUM	1.00		
4.11	100m fibre glass measuring tape	No	1.00		
	<b>Sub-total III</b>				

Item No.	Description	Units	Quantity	Rate (KSH)	Amount (KSH)
<b>5</b>	<b>Utilities</b>				
5.01	Electricity Charges	Months	12.00	5,000.00	60,000.00
5.02	Internet	Months	12.00	5,800.00	69,600.00
5.03	Air time for office line	Months	36.00	3,000.00	108,000.00
5.04	Miscellaneous office repairs	No.	1.00	50,000.00	50,000.00
5.05	Sanitary bin services	Months	12.00	9,000.00	108,000.00
5.06	Water Charges	Months	12.00	1,000.00	12,000.00
5.07	Office fumigation	Sum	1.00	100,000.00	100,000.00
5.08	Fuel and tolls expenses	Months	36.00	60,000.00	2,160,000.00
	<b>Sub-total</b>				<b>2,667,600.00</b>
5.09	Provide extra over for utilities	%	2,667,600.00	%	
	<b>Sub-total V</b>				
	<b>SUMMARY OF APPENDIX B</b>				
1	OFFICE STATIONERY				
2	STAFF WELFARE				
3	PERSONAL PROTECTIVE EQUIPMENT				
4	TOOLS AND EQUIPMENT				
5	UTILITIES				
	<b>GRAND TOTAL OF APPENDIX B CARRIED OVER TO ITEM 01-80-026A</b>				

## APPENDIX C TO ITEM 01-80-010A

### LABORATORY TESTS CHARGE SHEET AS PER MTRD

S/No.	Description	Cost (KSH)	No of Test	Total Cost (KSH)
<b>AGGREGATES</b>				
1.	LAA	1,000.00	1.00	1,000.00
2.	ACV	1,000.00	1.00	1,000.00
3.	AIV	700.00	1.00	700.00
<b>TAR,BITUMEN,ASPHALTS &amp; SEALING COMPOUNDS</b>				
4.	Thermoplastic Paints Testing	5,000.00	1.00	5,000.00
5.	Testing of thermoplastic paint glass beads	5,000.00	1.00	5,000.00
6.	Cat eyes (raised road studs)	3,700.00	1.00	3,700.00
7.	Guardrail Flex Beam, Post, Bolts and Nuts	8,500.00	1.00	8,500.00
8.	Gabion Box	6,500.00	1.00	6,500.00
9.	Test and analysis of cut back bitumen	4,500.00	1.00	4,500.00
10.	Test and analysis of Emulsion bitumen	3,500.00	1.00	3,500.00
11.	Evaluation of a Trial section for marking	15,000.00	1.00	15,000.00
<b>GRAND TOTAL CARRIED FORWARD TO BILL ITEM 01-80-010A</b>				<b>54,400.00</b>

## APPENDIX D TO ITEM 01-50-019

### CONVERSION OF 2 No. 40FT. CONTAINERS INTO OFFICES, KITCHEN AND STORAGE AREAS

ITEM No.	DESCRIPTION	UNIT	QUANTITY	RATE	AMOUNT
<b>A</b>	<b>CONTAINER BASE</b>				-
A.01	Allow for preparation of ground and provision for container base in 200mm thick dwarf stone walling, 300mm thick hardcore filling, murrum blinding to top and 100mm thick ground slab (C20/20 concrete reinforced with A142 BRS mesh reinforcement. Approximate size 12200mm x 2440mm x 450mm high.	No.	2.00		
A.02	Relocation of existing 2 Nos. 40ft. containers onto new base. Approximate distance: 100m	Sum	1.00		
<b>Sub-total A carried to summary</b>					



ITEM No.	DESCRIPTION	UNIT	QUANTITY	RATE	AMOUNT
<b>B</b>	<b>STEEL CONTAINERS</b>				-
B.01	Cutting window openings, size: 1200mm x 1000mm high	No.	3.00		
B.02	Ditto door openings, size: 900mm x 2000 high	No.	2.00		
B.03	Prepare and apply one undercoat and 2 finishing coats of "Crown" or other equal and approved plastic gloss metal paint, including branding in KeNHA logo and incorporate colors to general metal surfaces	SM	270.00		
	<b>Sub-total B carried to summary</b>				
<b>C</b>	<b>PARTITIONS</b>				
C.01	In mild steel, all welds ground smooth: 40mm x 40mm x 3mm thick frame	LM	40.00		
C.02	28 gauge mild steel panels welded or riveted to steel frame with red lead oxide primer and 3 coats gloss metal paint after fabrication	SM	20.00		
C.03	Prepare and apply one undercoat and 2 finishing coats of "Crown" or other equal and approved plastic gloss metal paint to general metal surfaces	SM	40.00		
	<b>Sub-total C carried to summary</b>				
<b>D</b>	<b>DOORS</b>				
	Steel casement doors				
	In mild steel, all welds ground smooth				
D.01	Semi-glazed, semi-steel panel doors, overall size 900mm x 2000mm high, comprising of 6 No. 300mm x 450mm high glazed panels and 6 No. 300mm x 450mm high steel panels, all fitted on 38mm x 38mm x 4mm hollow square hollow section frames, including all necessary ironmongery, burglar proofing and 3 coats gloss metal paint after fabrication.	No.	2.00		
D.02	Prepare and apply one undercoat and 2 finishing coats of "Crown" or other equal and approved plastic gloss metal paint to general metal surfaces	SM	10.00		

ITEM No.	DESCRIPTION	UNIT	QUANTITY	RATE	AMOUNT
	<b>Sub-total D carried to summary</b>				
<b>E</b>	<b>WINDOWS</b>				
	Steel casement windows				
	Steel casement windows in 3mm thick sections, all weld ground smooth (as per Engineer's details)				
	Supply and fix the following: Purpose made steel casement windows in standard Z-sections, complete with lugs, hinges, approved imported brass window stays and handles, with built-in permanent vents at top, all primed with red lead oxide and 3 coats of gloss metal paint after fabrication:				
E.01	1200mm x 1000mm high window complete with permanent vent	No.	3.00		
	Glazing				
E.02	5mm thick clear glass glazed with putty to metal in panes exceeding 0.1 square metres, but not exceeding 0.5 square metres	SM	10.00		
E.03	Provide buglar-proofing grills using 25mm x 6mm flat bars spaced at not more than 100mm c/c	SM	3.00		
E.04	Prepare and apply one undercoat and 2 finishing coats of "Crown" or other equal and approved plastic gloss metal paint to general metal surfaces	SM	12.00		
	<b>Sub-total E carried to summary</b>				
<b>F</b>	<b>STORAGE FACILITIES</b>				
F.01	Provide and install mild steel modular rack shelving, inclusive of all fittings and paints, in bays of approximate: 2000mm high x 900mm wide and 500mm deep, and safe working load of up to 550KG per bay	LM	30.00		
	<b>Sub-total F carried to summary</b>				
<b>G</b>	<b>PROVISIONAL SUMS</b>				
G.01	Allow a provisional sum of KSH 100,000.00 for electrical installations (wiring, conduiting and electrical fittings)	Sum	1.00	100,000.00	100,000.00

ITEM No.	DESCRIPTION	UNIT	QUANTITY	RATE	AMOUNT
G.02	Allow a provisional sum of KSH 75,000.00 for plumbing installations (water pipes and fittings, stainless steel single bowl kitchen sink with 2 side drains, waste water goods)	Sum	1.00	75,000.00	75,000.00
G.03	Allow a provisional sum of KSH 75,000.00 for contingencies	Sum	1.00	75,000.00	75,000.00
	<b>Sub-total (G.01 + G.02 + G.03)</b>				<b>250,000.00</b>
G.04	Extra over for sub-total above	%	250,000.00	%	
	<b>Sub-total G carried to summary</b>				
<b>SUMMARY OF APPENDIX D</b>					
	ELEMENT A CARRIED TO COLLECTION				
	ELEMENT B CARRIED TO COLLECTION				
	ELEMENT C CARRIED TO COLLECTION				
	ELEMENT D CARRIED TO COLLECTION				
	ELEMENT E CARRIED TO COLLECTION				
	ELEMENT F CARRIED TO COLLECTION				
	ELEMENT G CARRIED TO COLLECTION				
<b>TOTAL CARRIED TO ITEM 01-50-019</b>					

PERFORMANCE BASED CONTRACT FOR MAINTENANCE OF SULTAN HAMUD –  
MAKINDU (A8) ROAD

**Table A. Schedule of Currency requirements**

Summary of currencies of the Tender for \_\_\_\_\_ *[insert name of Section of the Works]*

<i>Name of currency</i>	<i>Amounts payable</i>
Local currency	
Foreign currency #1:	
Foreign currency #2:	
Foreign currency #3:	
Provisional sums expressed in local currency	[To be entered by Procuring Entity]

PERFORMANCE BASED CONTRACT FOR MAINTENANCE OF SULTAN HAMUD –  
MAKINDU (A8) ROAD

**Table B. Summary of Payment Currencies**

For ..... [insert name of Section of the Works]

[Separate tables may be required if the various sections of the Works (or of the Bill of Quantities) will have substantially different foreign and local currency requirements. The Procuring Entity should insert the names of each Section of the Works]

Name of payment currency	A Amount of currency	B Rate of exchange (local currency per unit of foreign)	C Local currency equivalent $C=A*B$	D Percentage of Net Tender Price (NBP) $\frac{100*C}{NBP}$
Local currency		1.00		
Foreign currency #1				
Foreign currency #2				
Net Tender Price				100.00
Provisional sums expressed in local currency				
<u>Delete if not applicable:</u>				

PERFORMANCE BASED CONTRACT FOR MAINTENANCE OF SULTAN HAMUD –  
 MAKINDU (A8) ROAD

Additional provisional sums, expressed in local currency, for ESHS outcomes				
TENDER PRICE				

PERFORMANCE BASED CONTRACT FOR MAINTENANCE OF SULTAN HAMUD –  
MAKINDU (A8) ROAD

**SECTION VIII - DRAWINGS**

PERFORMANCE BASED CONTRACT FOR MAINTENANCE OF SULTAN HAMUD –  
MAKINDU (A8) ROAD

**SECTION VIII DRAWINGS**

Standard Drawings

Project Specific Drawings

Line Diagrams

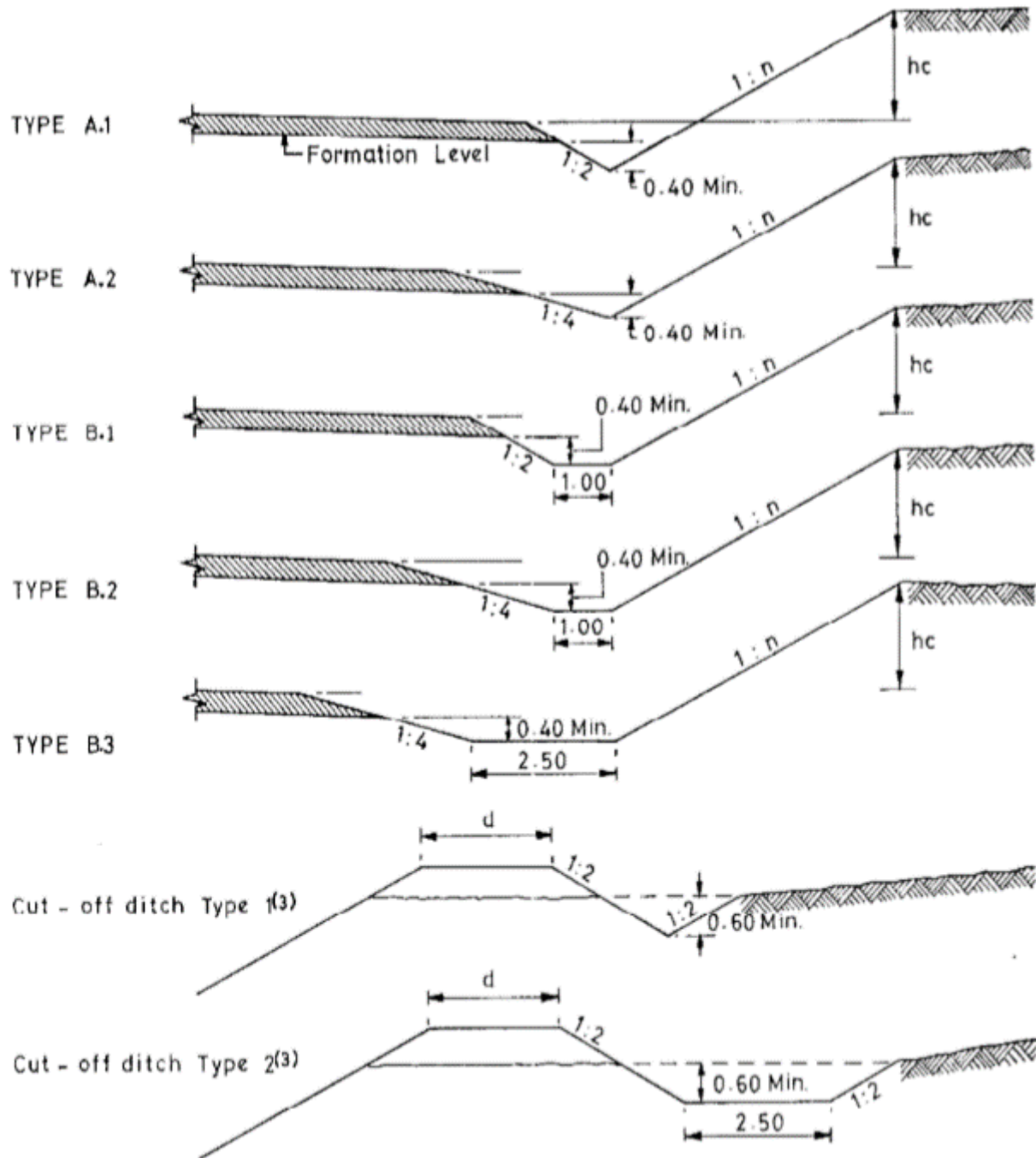
Road Condition Survey (ARICS)



PERFORMANCE BASED CONTRACT FOR MAINTENANCE OF SULTAN HAMUD –  
MAKINDU (A8) ROAD

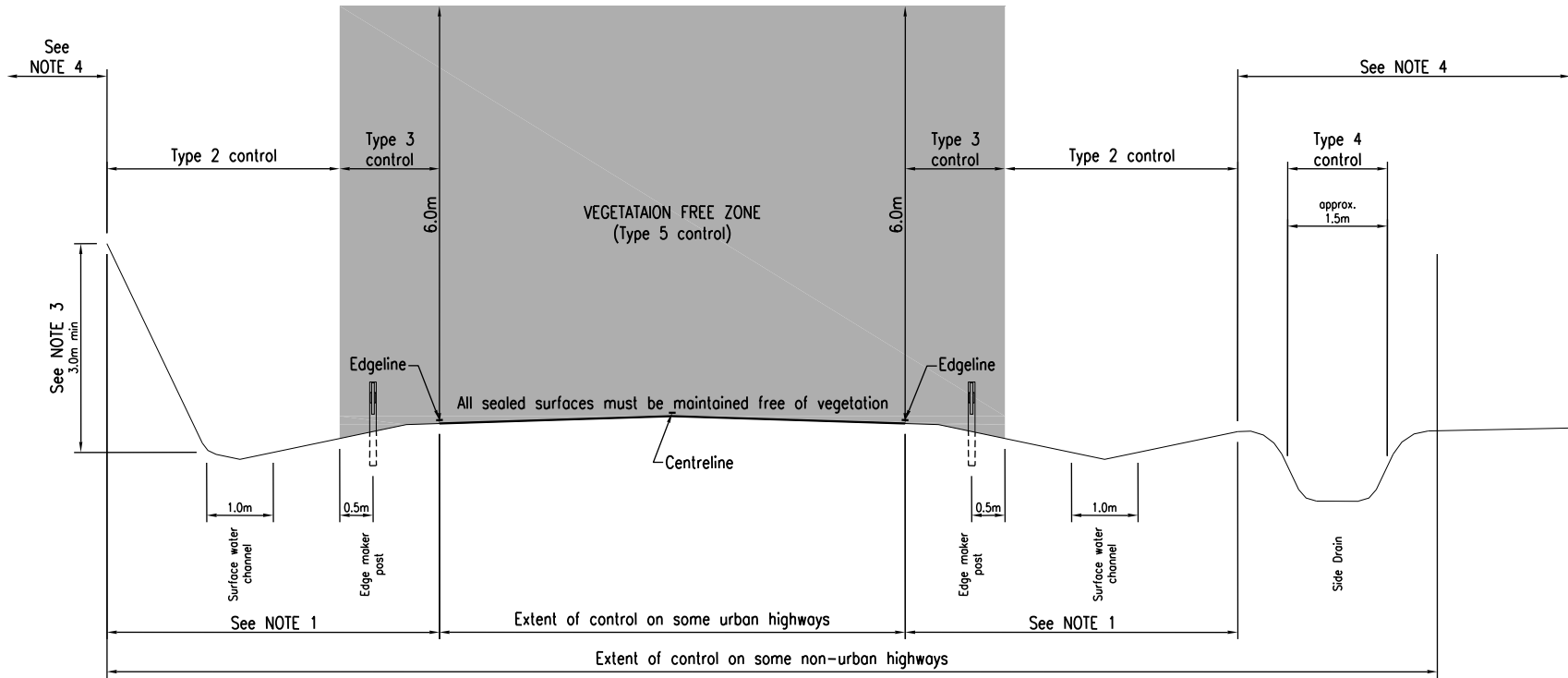
*STANDARD DRAWINGS*

**SIDE DITCHES AND CUT OFF DITCHES**



# PERFORMANCE BASED CONTRACT FOR MAINTENANCE OF SULTAN HAMUD – MAKINDU (A8) ROAD

## EXTENT AND TYPE OF VEGETATION CONTROL



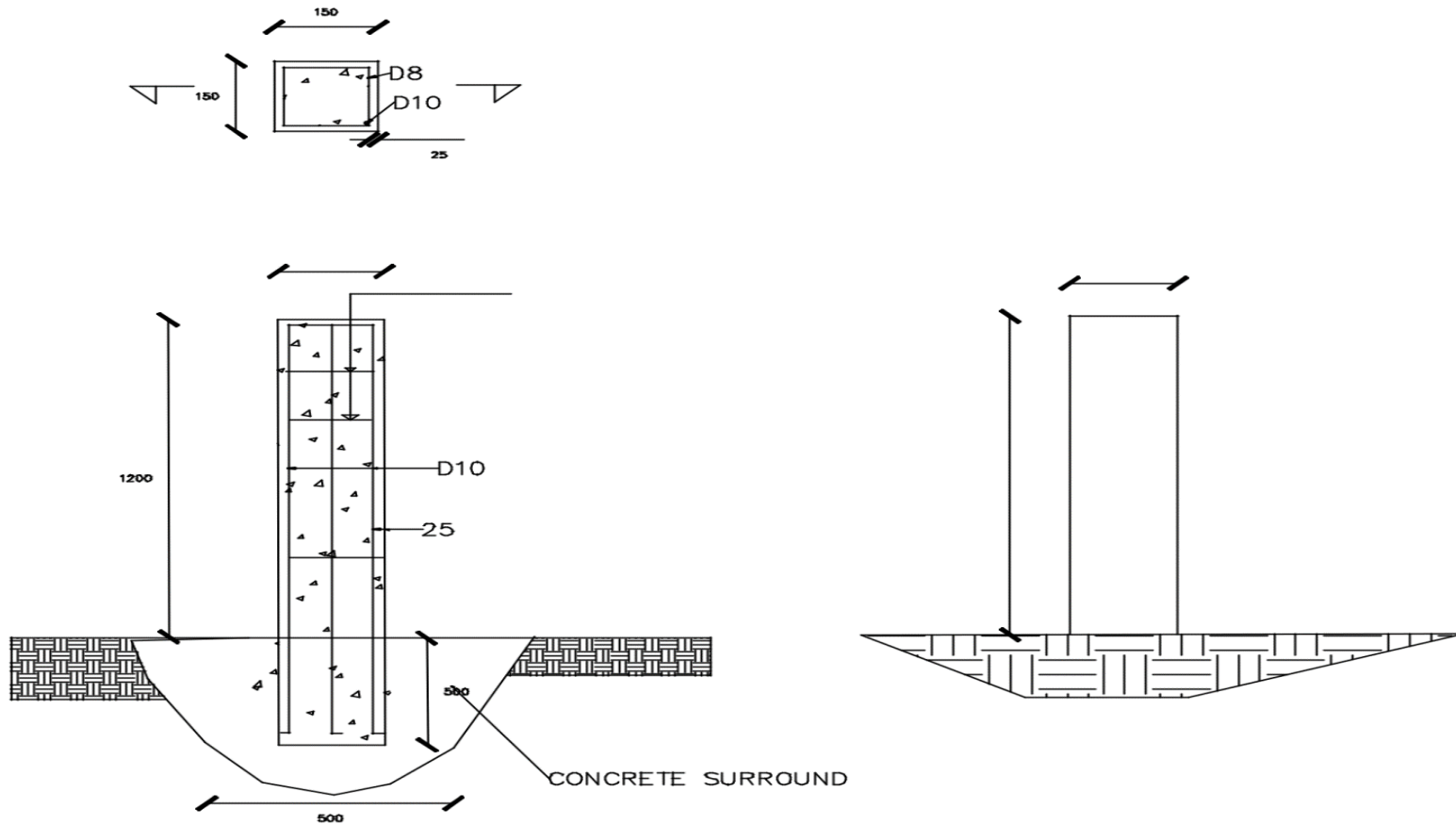
NOTE 1 this distance must be a minimum of 3.0m on straights and on the outside of curves and a minimum of 5.0m on the inside of curves.

NOTE 2 Vegetation free zone must be maintained free of all vegetation.

NOTE 3 A minimum of 3m to be maintained on the cuts up, and 2m on slope down.

NOTE 4 These areas must be maintained according to the local requirements

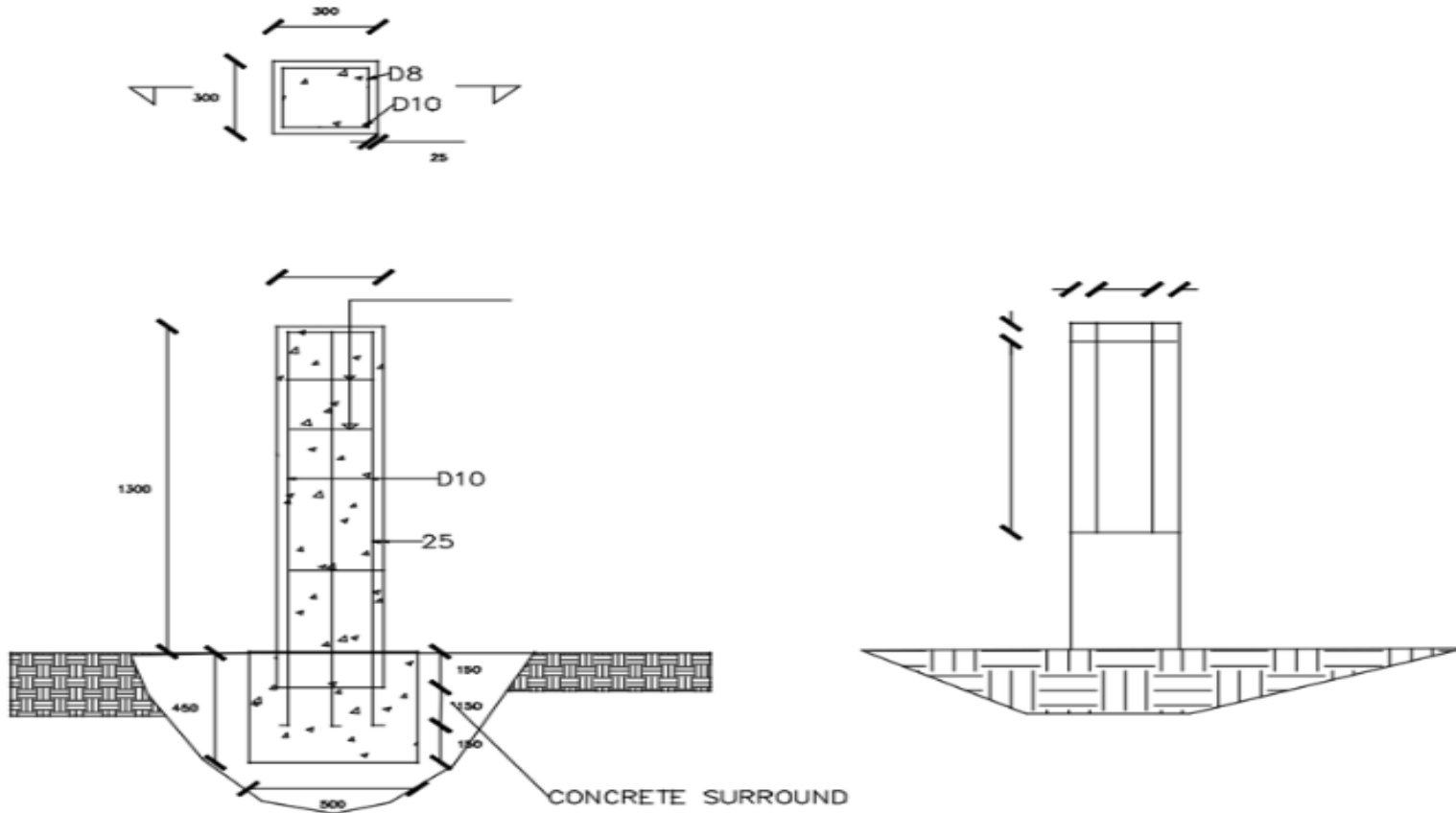
PERFORMANCE BASED CONTRACT FOR MAINTENANCE OF SULTAN HAMUD – MAKINDU (A8) ROAD



EDGE MARKER POST

- NOTES:
- 1 ALL DIMENSIONS ARE IN MILLIMETERS UNLESS OTHERWISE SPECIFIED
  - 2 USE FIGURED DIMENSIONS
  - 3 THE POST TO BE PAINTED IN WHITE

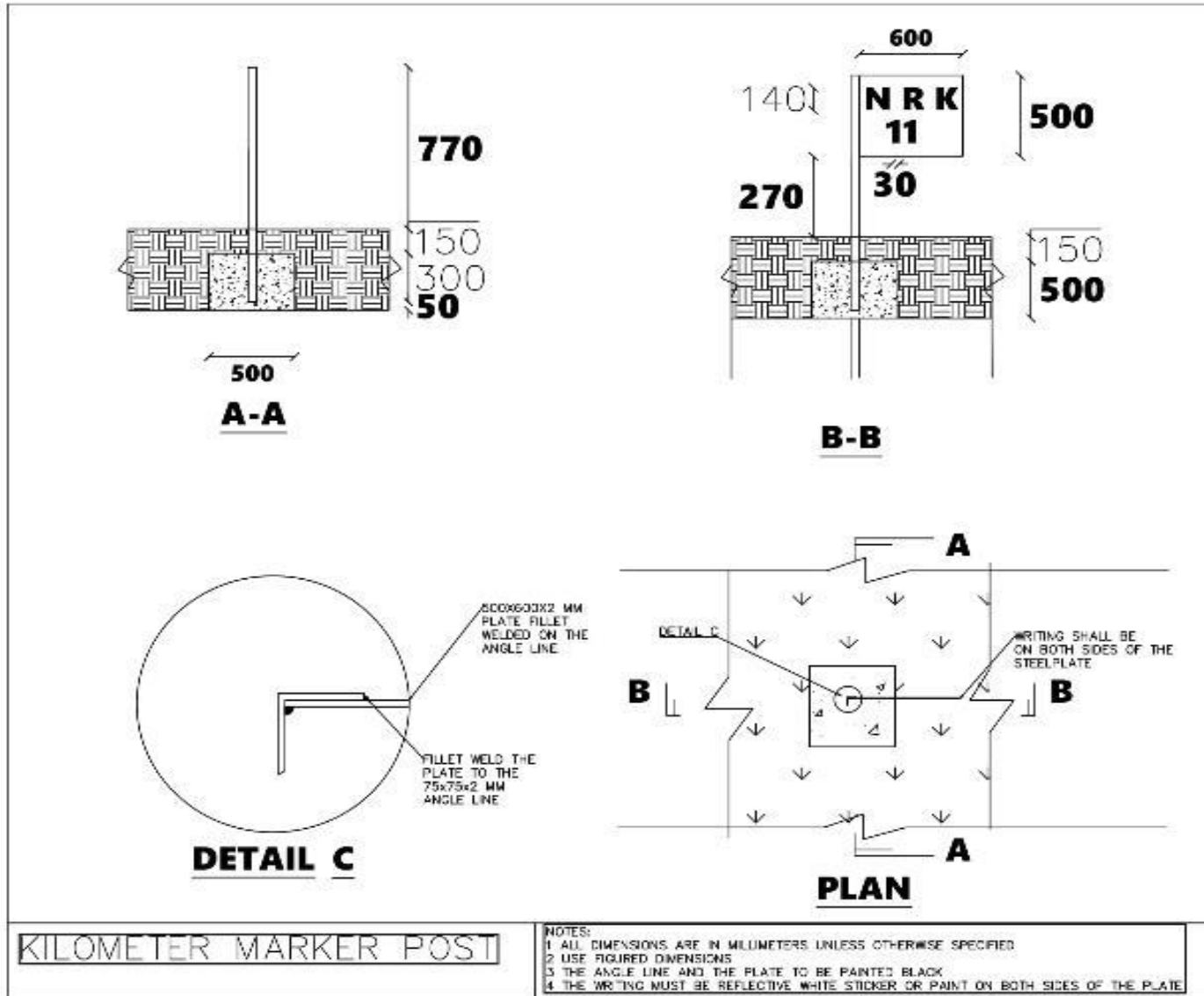
PERFORMANCE BASED CONTRACT FOR MAINTENANCE OF SULTAN HAMUD – MAKINDU (A8) ROAD



ROAD RESERVE  
BOUNDARY MARKER POST

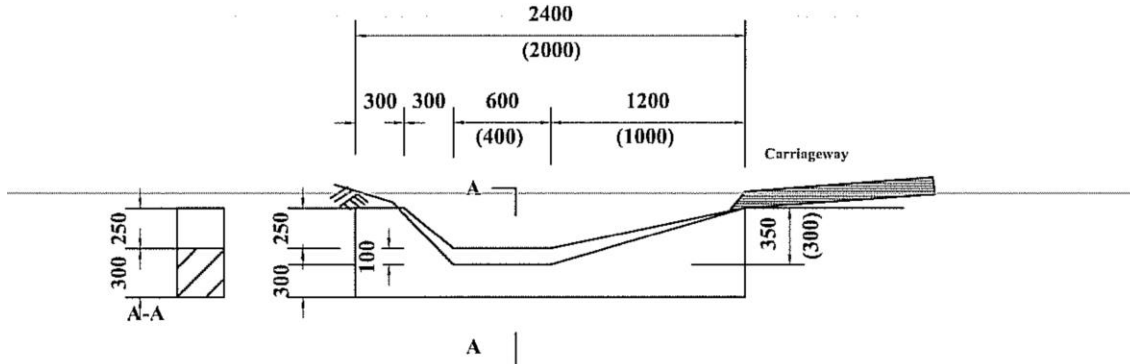
- NOTES:
- 1 ALL DIMENSIONS ARE IN MILLIMETERS UNLESS OTHERWISE SPECIFIED
  - 2 USE FIGURED DIMENSIONS
  - 3 THE POST TO BE PAINTED IN WHITE
  - 4 THE WRITING TO BE IN BLACK

PERFORMANCE BASED CONTRACT FOR MAINTENANCE OF SULTAN HAMUD – MAKINDU (A8) ROAD



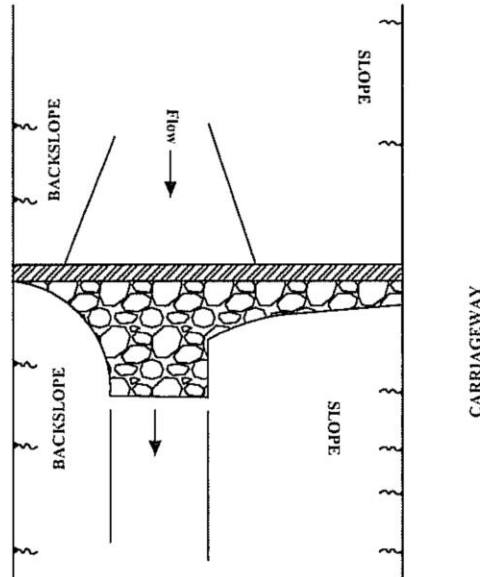
PERFORMANCE BASED CONTRACT FOR MAINTENANCE OF SULTAN HAMUD –  
MAKINDU (A8) ROAD

CONCRETE SCOUR CHECKS



**SECTION OF CONCRETE SCOUR CHECK**

**NOTE**  
1. Dimensions in mm

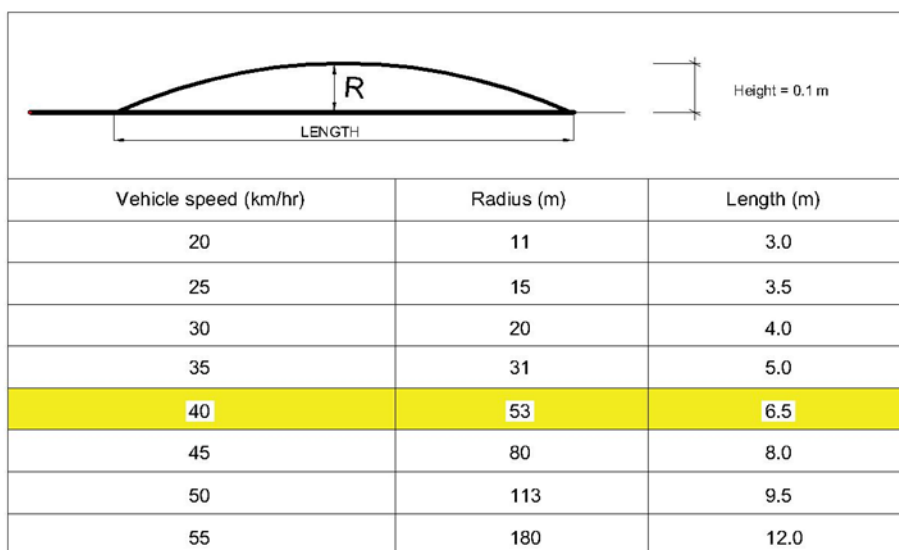


**PLAN OF DRAIN WITH SCOUR CHECK**

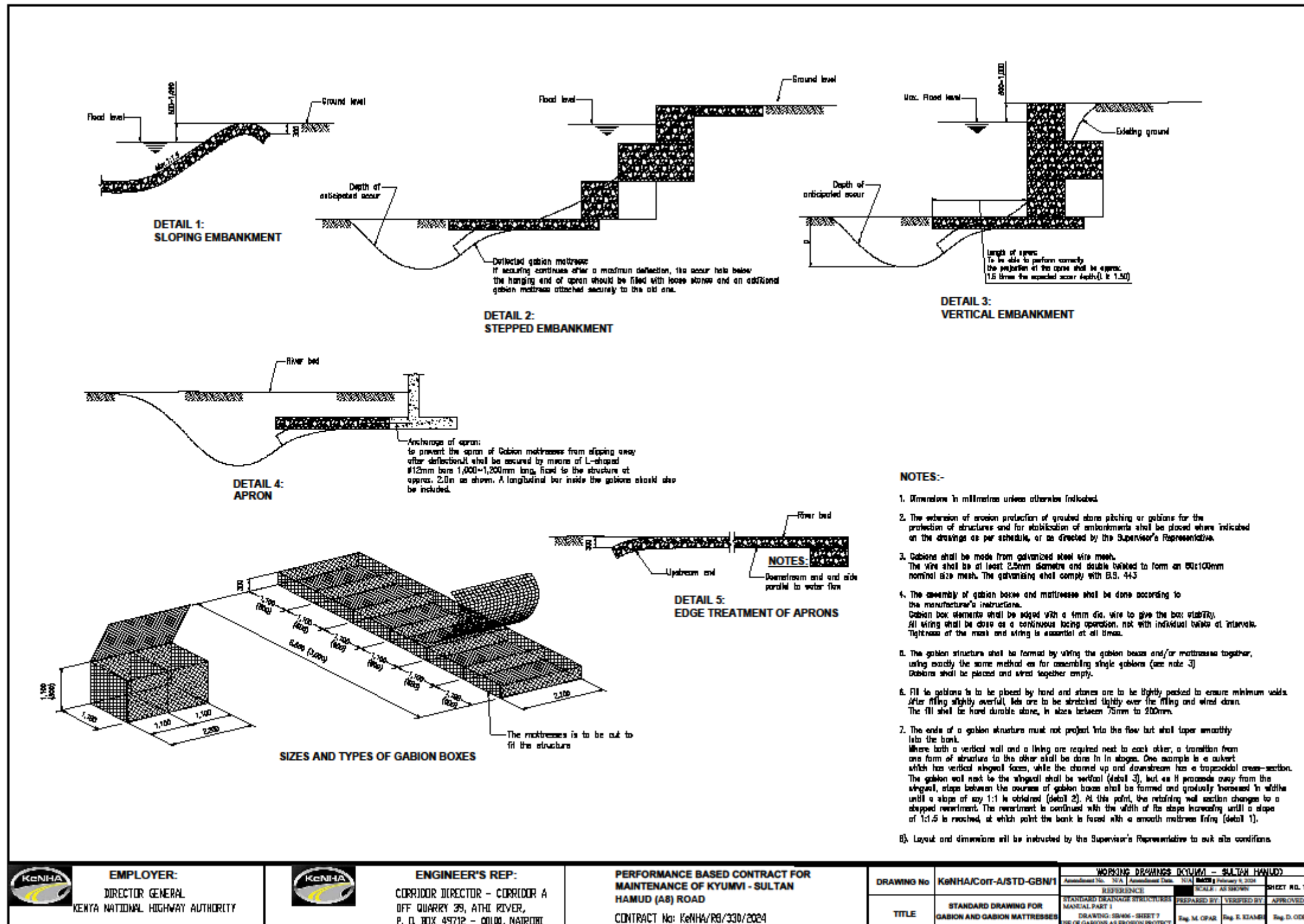
Cross-Section	Sizes in mm			Excav (m <sup>3</sup> )	Concrete (m <sup>3</sup> )	Apron stone pitching (m <sup>3</sup> )
	Length	Width	Depth			
A	2400	100	550	0.13	0.15	0.18
B	2000	100	500	0.10	0.09	0.14

**STANDARD DRAWINGS FOR HUMPS, RUMBLE STRIPS AND WARNING SIGNS**

**DETAILED DESIGN OF CIRCULAR SPEED HUMP**



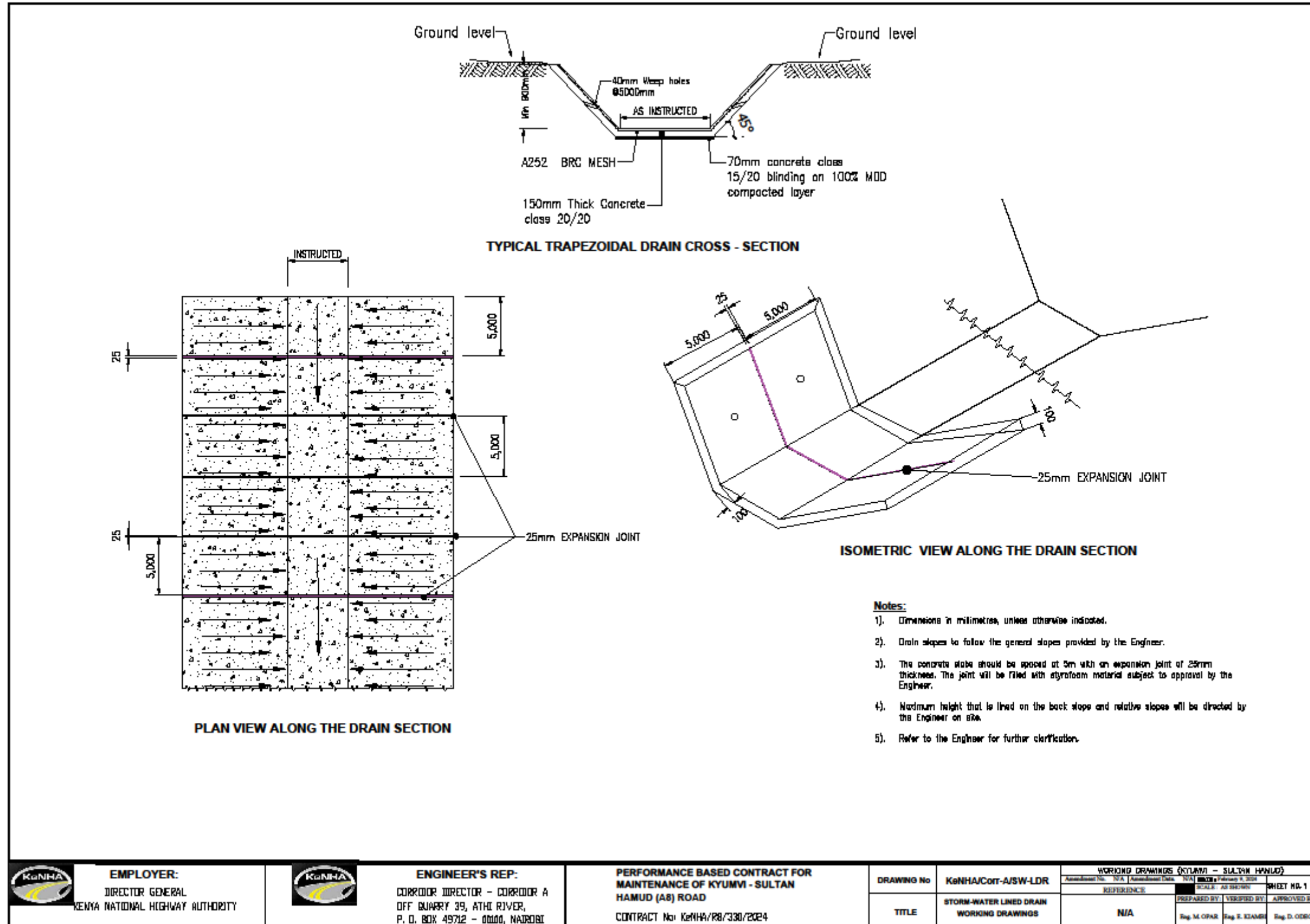
GABIONS



<p><b>EMPLOYER:</b> DIRECTOR GENERAL KENYA NATIONAL HIGHWAY AUTHORITY</p>	<p><b>ENGINEER'S REP:</b> CORRIDOR DIRECTOR - CORRIDOR A OFF QUARRY 39, ATHI RIVER, P. O. BOX 49732 - OLDJO, NAIROBI</p>	<p>PERFORMANCE BASED CONTRACT FOR MAINTENANCE OF KYUMVI - SULTAN HAMUD (A8) ROAD CONTRACT No: KeNHA/R8/330/2024</p>	DRAWING No	KeNHA/Corr-A/JSTD-GBN/1	<p><b>WORKING DRAWINGS (KYUMVI - SULTAN HAMUD)</b></p> <p>Amendment No. 001 / Approved Date: 2024 / SHEET 1 of 1 / February 9, 2024</p>			SHEET NO. 1
			TITLE	STANDARD DRAWING FOR GABION AND GABION MATTRESSES	<p>REFERENCE: STANDARD DRAINAGE STRUCTURES MANUAL PART 1</p> <p>DRAWING: SHAK - SHEET 7 USE OF GABIONS AS EROSION PROTECT</p>	PREPARED BY: Eng. M. OJAR	VERIFIED BY: Eng. E. KIAMI	APPROVED BY: Eng. D. ODICIK



LINED ROADSIDE DRAIN



CULVERTS

**SECTION A-A**  
ASB fabric mesh  
Dirc. class 34/20  
1.500  
3.000  
500  
1.500

**FRONT ELEVATION-SINGLE CELL**  
2.500 D 2.500  
1.500  
1.500  
K G K

**FRONT ELEVATION-TWIN CELL**  
2.500 D 2.500  
1.500  
1.500  
K G K

**FRONT ELEVATION-TRIPLE CELL**  
2.500 D 2.500  
1.500  
1.500  
K G K

**FRONT ELEVATION-QUADRUPLE CELL**  
2.500 D 2.500  
1.500  
1.500  
K G K

**TYPICAL CONCRETE BED AND SURROUND - SINGLE CELL**  
2.500 D 2.500  
1.500 F 2.500  
Concrete class 34/20  
50mm Blasting  
Concrete class 15/20  
50mm Blasting

**TYPICAL CONCRETE BED AND SURROUND - TWIN CELL**  
2.500 D 2.500  
1.500 F 2.500  
Concrete class 34/20  
50mm Blasting  
Concrete class 15/20  
50mm Blasting

**TYPICAL CONCRETE BED AND SURROUND - TRIPLE CELL**  
2.500 D 2.500  
1.500 F 2.500  
Concrete class 34/20  
50mm Blasting  
Concrete class 15/20  
50mm Blasting

**TYPICAL CONCRETE BED AND SURROUND - QUADRUPLE CELL**  
2.500 D 2.500  
1.500 F 2.500  
Concrete class 34/20  
50mm Blasting  
Concrete class 15/20  
50mm Blasting

**LAYOUT PLAN**  
Y10 8180 6/7  
K L

**SECTION A-A (with gabion mattress shown)**  
Pipe diameter  
30mm Blasting  
Y10 Bar 150 c/c  
250  
50mm Blasting  
Y10 spaced as indicated by the Engineer  
Concrete class 15/20  
50mm Blasting  
Concrete class 34/20  
50mm Blasting

**SECTION B-B**  
250  
50mm Blasting  
Y10 spaced as indicated by the Engineer  
Concrete class 15/20  
50mm Blasting

**TABLE A - 1-CELL CONCRETE PIPE CULVERTS**

CULVERT	A (m)	B (m)	C (m)	D (m)	E (m)	F (m)	G (m)	H (m)	J (m)	K (m)	L (m)	M (m)	N (m)	P (m)	Concrete Class 34/20 bed & Subst Structure	Concrete Class 15/20 bed & surround per marking
Diameter 0.60m	0.80	0.06	1.10	0.60	1.00	0.80	1.10	1.06	1.20	0.80	3.00	1.48	N/A	1.30		
Diameter 0.90m	0.80	0.06	1.40	0.90	1.30	0.90	1.40	1.35	1.65	1.00	3.70	1.83	N/A	1.60		
Diameter 1.20m	1.20	0.10	1.70	1.20	1.60	1.20	1.70	1.65	1.95	1.10	4.20	2.24	N/A	1.90		

**TABLE B - 2-CELL CONCRETE PIPE CULVERTS**

CULVERT	A (m)	B (m)	C (m)	D (m)	E (m)	F (m)	G (m)	H (m)	J (m)	K (m)	L (m)	M (m)	N (m)	P (m)	Concrete Class 34/20 bed & Subst Structure	Concrete Class 15/20 bed & surround per marking
Diameter 0.60m	0.80	0.06	1.45	1.45	1.00	0.90	1.45	1.45	1.25	0.80	3.65	1.48	N/A	2.15		
Diameter 0.90m	0.90	0.06	2.00	2.00	1.30	0.90	2.00	1.35	1.60	1.00	4.80	1.83	N/A	2.75		
Diameter 1.20m	1.20	0.10	3.15	2.85	1.60	1.20	3.15	1.65	1.95	1.10	5.95	2.24	N/A	3.35		

**TABLE C - 3-CELL CONCRETE PIPE CULVERTS**

CULVERT	A (m)	B (m)	C (m)	D (m)	E (m)	F (m)	G (m)	H (m)	J (m)	K (m)	L (m)	M (m)	N (m)	P (m)	Concrete Class 34/20 bed & Subst Structure	Concrete class 15/20 bed & surround per marking
Diameter 0.60m	0.80	0.06	2.80	2.30	1.00	0.60	2.80	1.00	1.20	0.80	4.70	1.48	N/A	3.00		
Diameter 0.90m	0.90	0.06	3.70	3.20	1.30	0.80	3.70	1.35	1.65	1.00	6.00	1.83	N/A	3.80		
Diameter 1.20m	1.20	0.10	4.80	4.10	1.60	1.20	4.80	1.65	1.95	1.10	7.10	2.24	N/A	4.80		

**TABLE D - 4-CELL CONCRETE PIPE CULVERTS**

CULVERT	A (m)	B (m)	C (m)	D (m)	E (m)	F (m)	G (m)	H (m)	J (m)	K (m)	L (m)	M (m)	N (m)	P (m)	Concrete Class 34/20 bed & Subst Structure	Concrete Class 15/20 bed & surround per marking
Diameter 0.60m	0.80	0.06	3.85	3.15	1.00	0.60	3.85	1.05	1.25	0.80	5.55	1.48	N/A	3.65		
Diameter 0.90m	0.90	0.06	4.85	4.25	1.30	0.80	4.85	1.35	1.65	1.00	7.15	1.83	N/A	3.00		
Diameter 1.20m	1.20	0.10	6.05	5.05	1.60	1.20	6.05	1.65	1.95	1.10	8.55	2.24	N/A	6.20		

**NOTES:**

- All dimensions are in millimetres, unless otherwise indicated.
- Final dimensions and culvert levels levels to be confirmed on site by the Supervisor's Representative.
- Tables A&B show dimensions for single cell and double cell culverts respectively.
- For culverts with multiple cells, the spacing of pipes to be kept at 250mm or as recommended by the Engineer and relative dimensions to be adjusted accordingly.
- Fabric mesh reinforcement to be fixed only on culvert with #800mm & #1200 and to comply with standard specification.
- Single reinforcement should be used on the access culverts while Double reinforcement for the cross pipe culverts.

**EMPLOYER:**  
DIRECTOR GENERAL  
KENYA NATIONAL HIGHWAY AUTHORITY

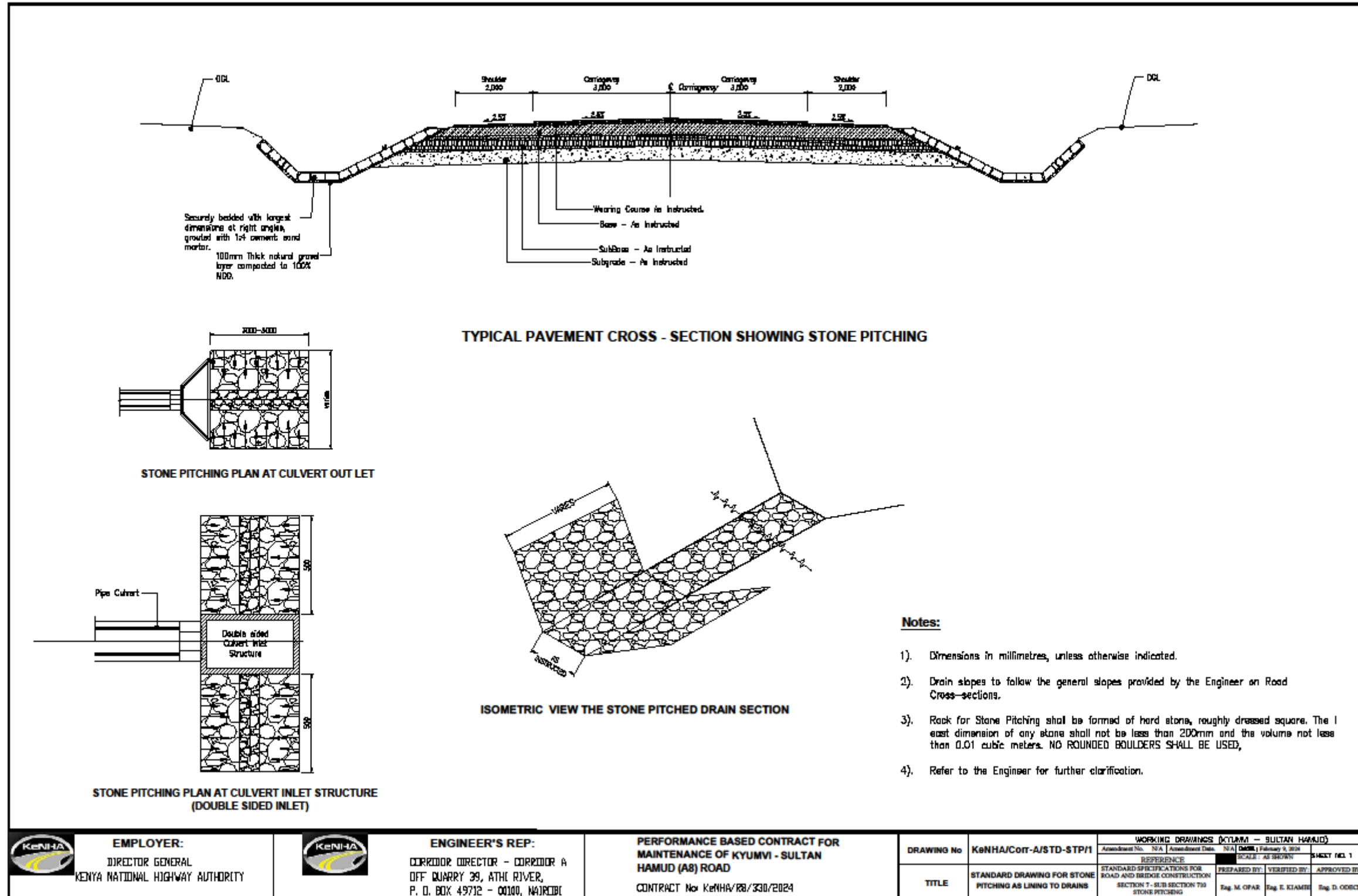
**ENGINEER'S REP:**  
CORRIDOR DIRECTOR - CORRIDOR A  
OFF BUNYI 39, ATHI RIVER,  
P. O. BOX 49712 - 00100, NAIROBI

**PERFORMANCE BASED CONTRACT FOR MAINTENANCE OF KYUMVI - SULTAN HAMUD (A8) ROAD**  
CONTRACT No: KeNHA/R8/330/2024

**DRAWING No:** KeNHA/Corr-AJPC-1  
**TITLE:** CONCRETE PIPE CULVERT WORKING DRAWINGS

**WORKING DRAWINGS (KYUMVI - SULTAN HAMUD)**  
Assessment No: N/A | Assessment Date: N/A | SCALE: AS SHOWN | SHEET NO: 1  
REFERENCE: STANDARD CULVERTS AND DIPS MATERIAL PART 1: CONSTRUCTION DRAWINGS  
PREPARED BY: Eng. M. OJAR | VERIFIED BY: Eng. E. KIAMBE | APPROVED BY: Eng. D. ODECK

STONE PITCHING



ROAD SIGNS

STIFFENING OF SIGNS		
SHAPE	COMMON	STIFFENING
	W > 800	15 Edge flange or 18x18x3 Angle finished to edges
	Dia. > 600 (including 'STOP' sign)	10 Edge flange
	W or D > 800 and W/D OR D/W > 2.0 OR Either W or D > 600	20 Edge flange or 25x25x3 Angle fixed to edges

**DETAILS FOR CONTRACT SIGNBOARD**

Signboard with letters background color: K 5.0 - 005

CLIENT

FINANCED BY

OVERALL RESPONSIBILITY

DESIGN

CONSTRUCTION SUPERVISOR

MAIN - CONTRACTOR

SUB- CONTRACTOR

SUB- CONTRACTOR

Posts painted approved black paint 1000

Footings to be Class B concrete

Heights of letters 70mm, 50mm, and 35mm

NOTES:  
1) Diameter 50  
For 2" O. D. x 55 - 450mm  
3" O. D. x 60 - 600mm  
4" O. D. x 70 - 800mm  
5" O. D. x 85 - 1000mm  
Level sign to be placed on edge of shoulder. Minimum distance from rim of sign to edge of shoulder 0.75m

**EMPLOYER:**  
DIRECTOR GENERAL  
KENYA NATIONAL HIGHWAY AUTHORITY

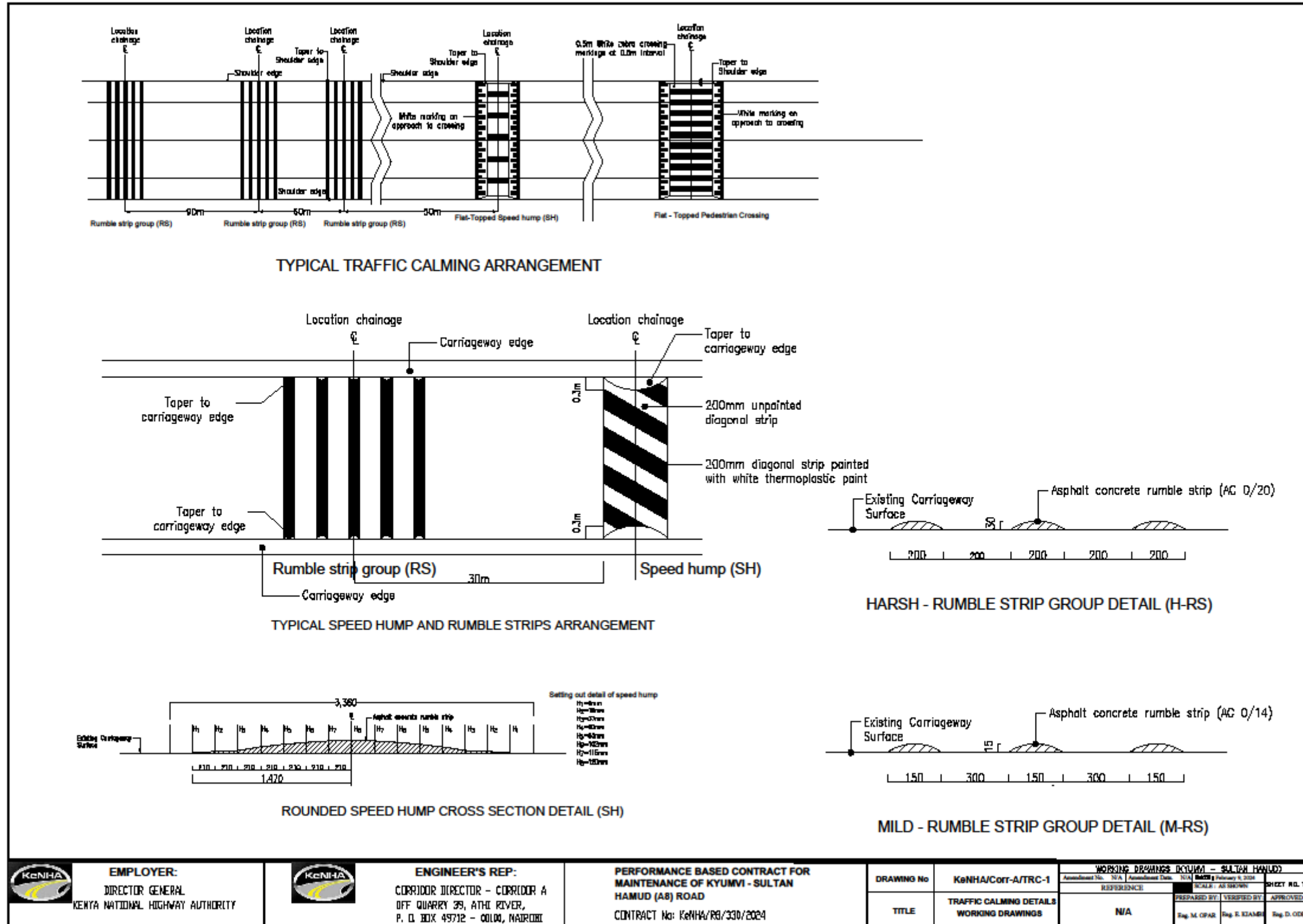
**ENGINEER'S REP:**  
CORRIDOR DIRECTOR - CORRIDOR A  
OFF GJARRY 39, ATHI RIVER,  
P. O. BOX 49732 - DODD, NAIROBI

**PERFORMANCE BASED CONTRACT FOR MAINTENANCE OF THE KYUMVI - SULTAN HAMUD (A8) ROAD.**  
CONTRACT No KeNHA/R8/334/2024

**DRAWING No** KeNHA/Cor-A8D-SGN01  
**TITLE** TYPICAL ROAD SIGNS  
ERECTION DETAILS

**WORKING DRAWINGS (KYUMVI - SULTAN HAMUD ROAD)**  
Amendment No: N/A  
Date Amended: N/A  
**REFERENCE:** MANUAL FOR TRAFFIC SIGNS IN KENYA PART B: SUBORDINATORY, WARNING & REGULATORY SIGNS  
**PREPARED BY:** Eng. M. OPAR  
**VERIFIED BY:** Eng. E. KIAMEI  
**APPROVED BY:** Eng. D. ODOCK

TRAFFIC CALMING



ROAD MARKING

**TABLE 1**

TYPE NO.	DESCRIPTION	SPEED			
		< 65 km/h		> 65 km/h	
		a	b	c	d
<b>YELLOW LINES BETWEEN APPROACHING TRAFFIC FLUWS</b>					
1	<b>CENTRE LINE</b>				
	1.1 CONTINUOUS LINE		0.1		0.1
	1.2 BROKEN LINE	2.0	0.2	0.1	3.0
	1.3 COMBINED LINE	2.0	0.2	0.1	0.1
	1.4 COMBINED LINE	2.0	0.2	0.1	0.1
	1.5 DOUBLE COMBINED LINE		0.1	0.1	0.1
<b>WHITE LINES FOR OTHER PURPOSES</b>					
2	<b>LANE MARKING</b>				
	2.1 BROKEN LINE	2.0	0.2	0.1	3.0
3	<b>EDGE MARKING</b>				
	3.1 CONTINUOUS LINE			0.1	0.1
	3.2 BROKEN LINE	2.0	0.2	0.1	0.1
4	<b>SEPARATION LINE BETWEEN TRAFFIC LANE AND BICYCLE TRACK &amp; FOOTPATH</b>			0.1	0.1
5	<b>SEPARATION LINE BETWEEN BICYCLE TRACK &amp; FOOTPATH</b>			0.1	0.1
6	<b>SEPARATION OF BUS BAY FROM MAIN ROAD TRAFFIC</b>	1.0	1.0	0.2	1.0

a = Length of stroke  
b = Length of gap  
c = Width of line  
d = Distance between lines

Refer to line type category in Table 1 and diagrams below

**BROKEN LINE**  
a, b, c, d

**DOUBLE BROKEN LINE**  
a, b, c, d

**CONTINUOUS LINE**

**DOUBLE CONTINUOUS LINE**

**COMBINED LINE**

**LONGITUDINAL MARKING**

A1, A2, A3, A4, A5, A6, A8

**LANE INDICATION ARROWS**  
(speed < 50km/h)

**LANE INDICATION ARROWS**  
(speed > 50km/h)

**CHEVRON MARKINGS (CM)**

**HATCHED MARKINGS (HM)**  
These markings must be yellow when they are used as delineation between opposing traffic flow. Elsewhere they are white.

**STOP LINE**  
0.8m

**GIVE WAY LINE**  
0.5m, 0.5m, 0.8m

**SAFETY LINE**  
1.0m, 1.0m, 0.1m

**STOP MARKING - WORDED MARKINGS (WHITE)**  
2.2m, 2.00 - 2.75 m, 1.8 m, 0.1m

**BUS MARKING - WORDED MARKINGS (WHITE)**  
1.8 m, 1.0 m, 0.1m

**SLOW MARKING - WORDED MARKINGS (WHITE)**  
2.3 m, 1.30 m, 0.1m

**KEEP CLEAR MARKING - WORDED MARKINGS (WHITE)**  
2.5m, 1.80 m, 0.1m

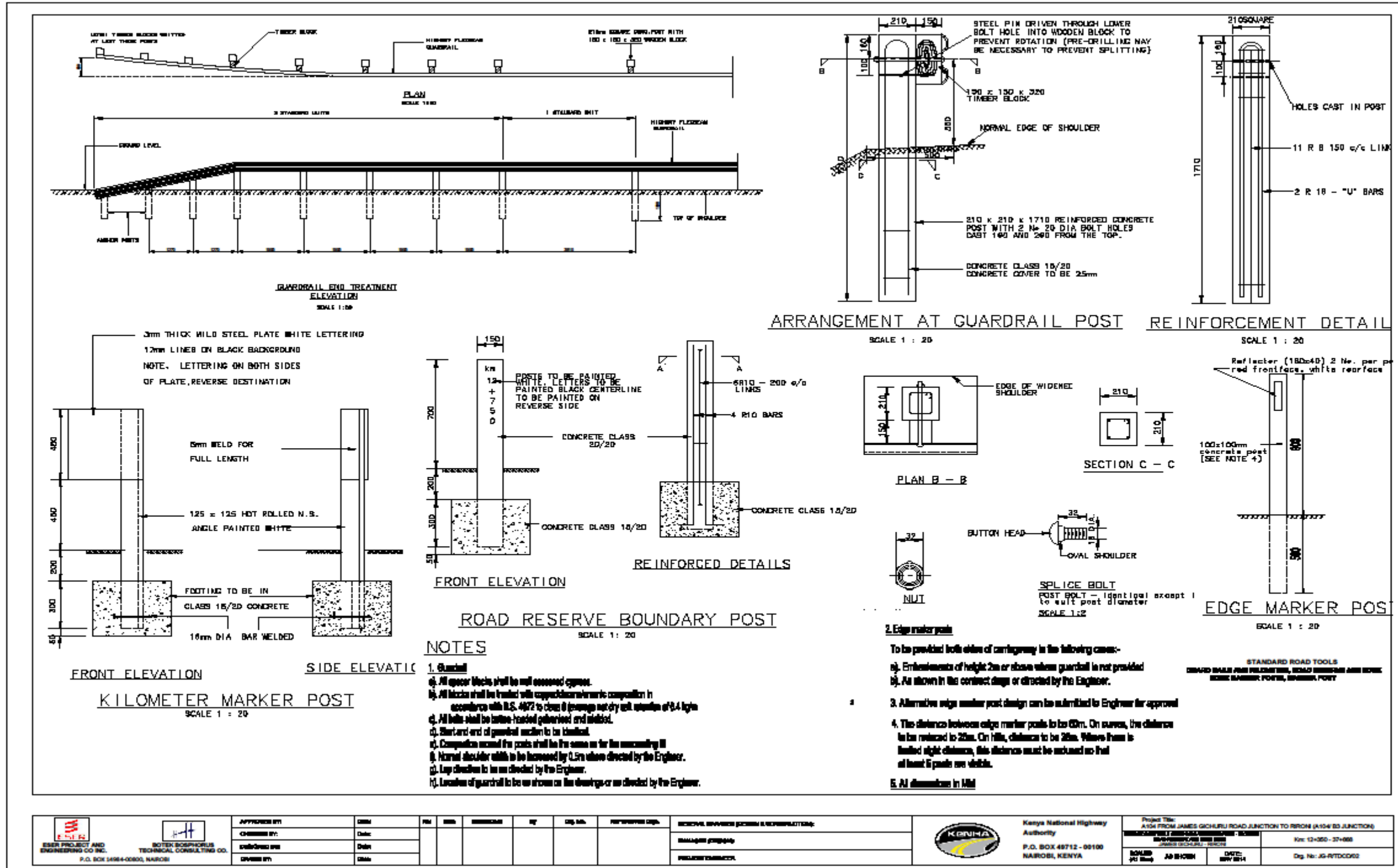
**NOTES**

- Road markings shall comply with the requirements of the Manual for the Traffic Signs in Kenya Part 1.
- Road markings will meet minimum retro-reflective requirements and be laid in paint with thermoplastic properties.

<p><b>EMPLOYER:</b> DIRECTOR GENERAL KENYA NATIONAL HIGHWAY AUTHORITY</p>	<p><b>ENGINEER'S REP:</b> CORRIDOR DIRECTOR - CORRIDOR A OFF QUARRY 39, ATHI RIVER, P. O. BOX 49732 - GILDA, NAIROBI</p>	<p>PERFORMANCE BASED CONTRACT FOR MAINTENANCE OF KYUMVI - SULTAN HAMUD (A8) ROAD CONTRACT No: KeNHA/R8/330/2024</p>	DRAWING No	KeNHA/Corr-A/TRC-1	<p><b>WORKING DRAWINGS KYUMVI - SULTAN HAMUD</b></p> <p>Amendment No. 01/1, Amendment Date: 01/11/2024, SCALE: AS SHOWN, SHEET NO. 1</p>		
			TITLE	TRAFFIC CALMING DETAILS WORKING DRAWINGS	MANUAL FOR TRAFFIC SIGNS IN KENYA PART 1: ROAD MARKING	PREPARED BY: Eng. M. OJAR	VERIFIED BY: Eng. E. KIAMI

GUARD RAILS

D) SINGLE BEAM GUARD RAIL MODEL



II) DOUBLE BEAM GUARD RAIL MODEL

**Double beam guardrail system (single sided)**

**Side view**

**W-Beam panel section**

**Timber spacer channel**

**Pole detail**

**Buffer End Connection**

**Buffer End Connection Detailing**

**NOTES**

1. Mispan Panel section: For proper structural function, place all lap splices at midspan unless otherwise indicated
2. Use corrugated steel panels made from Class A 12 gauge steel
3. Use steel posts at the min. length of 2m. Use a single post material type consistently for each run of guardrail
4. Foundations: Install tubes by:
  - a. Concreting round the steel tubes using class 20 concrete
5. End Delineator: Mount retro reflective sheeting to the approach face of the end unit.
6. Place 3M Diamond grade 1.5" wide reflective tape at the W-Beam mid-section.
7. Place 3M Diamond grade pre-marked reflective barricade striping at the buffer end connections.

	<b>CLIENT: ROAD ASSET AND CORRIDOR MANAGEMENT (CORRIDOR A)</b>	<b>REVISIONS</b>				<b>DRAWING DETAILS</b>	<b>SCALE</b>	<b>N.T.B</b>
	<b>TYPICAL DOUBLE BEAM GUARDRAIL SYSTEM (SINGLE SIDED)</b>	DESIGNED BY: L.C.K	No.	Date	Rev. by	Date	DATE	26-May-2021
		CHECKED BY: YK					DRAWING No. 1 OF 1	
		APPROVED BY: D.O						





ARICS REPORT (March 2024)

ROAD CONDITION SURVEY - SUMMARY SHEET - PAVED

KeNHA

RCSS-PR

COUNTY: MAKUENI REGION: CORRIDOR A

ROAD NO: A8 ROAD NAME: SULTAN-MAKINDU ROAD LENGTH (km): 60.3

S

Sheet No.	Length Km	ON/OFF-CARRIAGEWAY (Rate of Deterioration)					Shoulder grading	Shoulder reinstate	CULVERTS						PRIORITY FOR SPOT IMPROVEMENT		
		1	2	3	4	5			N	RR	HR	NH	G	B	SHOULDER REHAB.	SPOT RESEALING	STRUCTURES INCL. PROTECTION WORKS
1	5		2.6	2.4			0.6						14	5	1) Ch: 1+000 - 1+600	1) Ch: 0+000-5+000	1) Ch: 23+400
2	5		4	1				1					11	1	9+000 -9+800		
3	5		4.6	0.4			0.8						3	20	13+800- 14+400		
4	5		4.8	0.2				0.2					2	0	2) Ch: 18+800 - 19+000	2) Ch: 5+000 - 10+000	2) Ch: 39+600
5	5		5										9	0			
6	5		4.6	0.4			1.2						13	1			
7	5		5				2.4						13	0	3) Ch: 29+000 -30+000	3) Ch: 13+800-14+00	3) Ch: 40+600
8	5		5						2				7	1	34+400 -35+000	10+000 - 13+600	
9	5		4.6	0.4									10	3		13+800 - 15+000	
10	5		4.4	0.6									17	4	4) Ch: 58+600 -60+000	4) Ch: 15+000 - 20+000	4) Ch:
11	5		5										10	7	59+200 -59+600	20+000 - 25+000	
12	5		4.8	0.2			1.6	0.6					13	9		25+000, 30+000	
13	0.3		0.3				0.4						2		5) Ch: 60+200 -60+300	5) Ch: 25+000, 30+000	5) Ch:
14																30+000 -35+000	
15																35+000 - 40+000	
16															6) Ch:	6) Ch: 43+400 - 43+600	6) Ch:
17																40+000 - 45+000	
18																45+000 - 50+000	
19															7) Ch:	7) Ch: 45+600 - 46+000	7) Ch:
20																50+000 - 55+000	
21																55+000 - 60+000	
<b>S km</b>	60.3		55	5.6			<b>S No</b>	7	1.8	2			124	51			

ROAD KM: 60.3

S % 0 0.9 0.1 0 0

Maintainable S(1-3) 60

Average Rate of Deterioration: 2.093

POSSIBLE ENVIRONMENTAL PROJECTS IN THIS ROAD :

COMPILED BY: NELSON MULINYA SIGN: DATE:

PERFORMANCE BASED CONTRACT FOR MAINTENANCE OF SULTAN HAMUD – MAKINDU (A8) ROAD

**ROAD INVENTORY (SUMMARY)**

<b>Road Asset Survey Sheet - Paved Roads</b>					
Road Name: SULTAN HAMUD - MAKINDU (A8) ROAD			AADT:.....		
Name of Surveyor:.....			Road Length: 60 Km		
Survey Date:			ROW Width: 60m (Avg)		
<b>Road Condition</b>					
Item	Unit	Simple Quantity	Actual Quantity	Dimension and Condition	Remark (ex. Qty to be Instructed Works)
1	Carriage way width	m	7.2		
2	Shoulder width ( L )	m	1.5		
3	Shoulder width ( R )	m	1.5		
4	Sidewalk width ( L )	m	-		
5	Sidewalk width ( R )	m	-		
6	Pavement thickness	cm	35		
<b>Road Usability</b>					
<b>A) Road Usability</b>					
1	<b>Pavement Condition</b>		<b>Length</b>	<b>Average Pavement Condition:</b>	Good
	Excellent	KM	0	<b>% Maintainable length of road:</b>	100%
	Good	KM	54.7		
	Fair	KM	5.6		
	Poor	KM	0		
Very Bad	KM	0			
	<b>Total</b>	<b>KM</b>	<b>60.3</b>		
<b>Road User Comfort</b>					
<b>B) Pavement, Shoulders and ROW</b>					

PERFORMANCE BASED CONTRACT FOR MAINTENANCE OF SULTAN HAMUD – MAKINDU (A8) ROAD

1	Damaged Paved Shoulders		<b>Length KM)</b>	
	Good	KM	51.5	
	Requires Grading	KM	7	
	Requires Repair	KM	1.8	
	<b>Total</b>	<b>KM</b>	<b>60.3</b>	

**Road Durability**

**C) Drainage**

1	Side Drains (lined)		<b>Length</b>	
	Free-flowing	m	3,530.00	
	Silted	m	0	
	<b>Total</b>	<b>m</b>	<b>3,530.00</b>	
2	Side Drains (unlined)			
	Free-flowing	m	9,140.00	
	Silted	m	0.00	
	Needs re-shaping	m	0	
	<b>Total</b>	<b>m</b>	<b>9,140.00</b>	

3	Access Culverts		<b>Overall</b>	<b>OK</b>	<b>Silted</b>	<b>Protection Works Needed (Nos)</b>
	450mm dia	m	-	-	-	
	600mm dia	m	448	214	234	
	900mm dia	m	241	116	125	
	1,200mm dia	m	-	-	-	
	1,500mm dia	m	-	-	-	

PERFORMANCE BASED CONTRACT FOR MAINTENANCE OF SULTAN HAMUD – MAKINDU (A8) ROAD

	2,000mm dia	m	-	-	-	
3	Cross Culverts		<b>Overall</b>	<b>OK</b>	<b>Silted</b>	<b>Protection Works Needed (Nos)</b>
	450mm dia	m	-	-	-	
	600mm dia	m	235	109	126	
	900mm dia	m	1,488	1,070	418	
	1,200mm dia	m	211	63	148	
	1,500mm dia 2,000mm dia	m m	- -	- -	- -	

4	Box Culverts	m	<b>Overall</b>	<b>OK</b>	<b>Silted</b>	<b>Protection Works Needed (Nos)</b>
	4m x 1.5m	m	1	1	-	
	4.5m x 1.5m	m	2	2	-	

**D) Vegetation**

			<b>Length (M)</b>	<b>Width (M)</b>	<b>Area (M2)</b>	
1	Heavy Bush	m2	57,720.00	0	0.00	
2	Light Bush	m2	57,720.00	11	634,920.00	

**E) Structures**

			<b>No</b>	<b>Description</b>
1	Concrete Structures	nos		
2	Steel Structure	nos		
3	Composite Structures	nos	3	

PERFORMANCE BASED CONTRACT FOR MAINTENANCE OF SULTAN HAMUD – MAKINDU (A8) ROAD

<b>F) Road Furniture</b>						
			<b>Good</b>	<b>Damaged/Vandalised</b>		<b>New</b>
1	Information signs	nos		0		1
2	Warning signs	nos	25	0		1
3	Mandatory signs	nos		0		
4	Guide post	nos				
5	Kilometer posts	nos				
6	Road markings	m <sup>2</sup>				
7	Streetlighting	nos				
8	Guard rail and Pedestrian rail	m	2916			
9	Edge marker post	Nos				
<b>G) Profile and Road Width</b>						
			<b>Good</b>	<b>Eroded/Slope Failure</b>		
1	Embankment slope	m				
2	Slopes in cuts	m				

---

**PART 3 – CONDITIONS OF CONTRACT AND CONTRACT FORMS**

---

**SECTION IX - CONDITIONS OF CONTRACT PART I -GENERAL CONDITIONS**



## ROAD

**SECTION IX      CONDITIONS OF CONTRACT PART I: GENERAL CONDITIONS OF CONTRACT****Red Book:**

© FIDIC 1999. All rights reserved.

The Conditions of Contract are the “General Conditions” which form part of the “Conditions of Contract for Construction for Building and Engineering Works Designed by the Employer (“Red book”) First Edition 1999” published by the Federation Internationale Des Ingenieurs – Conseils (FIDIC) and the following “Particular Conditions” which comprise of the amendments and additions to such General Conditions.

An original copy of the above FIDIC publication i.e. “*Conditions of Contract for Building and Engineering Works Designed by the Employer*” must be obtained from FIDIC.

**International Federation of Consulting Engineers (FIDIC)**

FIDIC Bookshop – Box- 311 – CH – 1215 Geneva 15 Switzerland		
Fax	:	+41 22 799 49 054
Telephone	:	+41 22 799 49 01
Email	:	fidic@fidic.org
<a href="http://www.fidic.org/">www.fidic.org</a> http://www.fidic.org/		
FIDIC code: ISBN 2 – 88432 – 022 - 9		

**SECTION X - CONDITIONS OF CONTRACT PART II -CONDITIONS OF PARTICULAR APPLICATION**

**PART A – CONTRACT DATA**

Refer to appendix to form Tender

**PART B – SPECIAL PROVISIONS**

The following Special Provisions shall supplement the General Conditions of Contract. Whenever there is a conflict, the provisions herein shall prevail over those in the General Conditions of Contract. The Particular Condition is preceded by the corresponding clause number of the General Condition of Contract to which it relates.

**CONDITIONS OF CONTRACT PART II (CONDITIONS OF PARTICULAR APPLICATION)**

SUB-CLAUSE 1.1: DEFINITIONS

SUB-CLAUSE 1.4: LANGUAGE AND LAW

SUB-CLAUSE 1.5: PRIORITY OF DOCUMENTS

SUB-CLAUSE 1.6: CONTRACT AGREEMENT

SUB-CLAUSE 3.1: ENGINEER'S DUTIES AND AUTHORITY

SUB-CLAUSE 4.2: PERFORMANCE SECURITY

SUB-CLAUSE 4.3: CONTRACTOR'S REPRESENTATIVE

SUB-CLAUSE 4.4: SUBCONTRACTORS

SUB-CLAUSE 4.8: SAFETY PROCEDURES

SUB-CLAUSE 4.18: PROTECTION OF THE ENVIRONMENT

SUB-CLAUSE 6.1: ENGAGEMENT OF STAFF AND LABOUR

SUB-CLAUSE 6.5: WORKING HOURS

SUB-CLAUSE 6.7: HEALTH AND SAFETY

SUB-CLAUSE 7.4 TESTING

SUB-CLAUSE 8.3: PROGRAMME

SUB-CLAUSE 8.7: DELAY DAMAGES

SUB-CLAUSE 11.1: COMPLETION OF OUTSTANDING WORK AND REMEDYING DEFECTS

SUB-CLAUSE 13.1: RIGHT TO VARY

SUB-CLAUSE 14.8: DELAYED PAYMENT

SUB-CLAUSE 14.15: CURRENCIES OF PAYMENT

SUB-CLAUSE 18.1 GENERAL REQUIREMENTS FOR INSURANCES

### **SUB-CLAUSE 1.1: DEFINITIONS**

*Amend these sub-clause as follows:*

1.1.1.3 Amend the paragraph by adding the following: Letter of Acceptance is synonymous with Notification of Award.

1.1.1.4: Amend the paragraph by adding the following words at the end: The words Letter of Tender is synonymous with Form of Tender.

1.1.1.7: Insert in line 4 after the prices”, the following, “entered by the Contractor (whether or not such rate be employed in computation of the Accepted Contract Amount),”

1.1.1.8: Amend the paragraph by adding the following words at the end:

The word “Tender” is synonymous with “bid”

1.1.1.9 Amend the paragraph by adding the following words at the end: The words Appendix to Tender or Appendix to Form of Tender is synonymous with Contract Data.

1.1.2.5 Amend the paragraph by adding the following words at the end: The words Contractor’s representative is synonymous with Site Agent or Road Manager.

### **SUB-CLAUSE 1.4: LANGUAGE AND LAW**

*Insert:*

The Contract shall be drawn up in the ENGLISH LANGUAGE. Communication between both Parties shall be in this given language.

The Laws applicable to this Contract shall be the Laws of The Republic of Kenya.

### **SUB-CLAUSE 1.5: PRIORITY OF DOCUMENTS**

*Delete the documents listed (a) – (h) and substitute with the following:*

- a) The Contract Agreement (if completed)
- b) The Letter of Acceptance
- c) The Form of Tender
- d) Appendix to Form of Tender
- e) The Particular Conditions

- f) These General Conditions
- g) The Special Specifications
- h) The Standard Specification for Road and Bridge Construction, 1986
- i) The PBC Guidelines Edition 1.1 of February 2016
- j) Road Maintenance Manual, May 2010 Edition and Performance Based Contract Manuals.
- k) The Drawings;
- l) The priced Bills of Quantities
- m) Other documents forming part of the Contract

#### **SUB-CLAUSE 1.6: CONTRACT AGREEMENT**

*Replace the first sentence of the first paragraph with:*

The parties shall sign a Contract Agreement within the period stipulated in the Appendix to Tender.

#### **SUB-CLAUSE 3.1: ENGINEER'S DUTIES AND AUTHORITY**

*With reference to Sub-Clause 3.1, the following shall also apply:*

The Engineer shall obtain the specific approval of the Employer before taking any of the following actions:

- d) Consenting to the subcontracting of any part of the works under Clause 4.4
- e) Determining an extension of time under Sub-clause 8.4
- f) Certifying additional cost determined under Clause 12
- g) Issuing a Variation under Clause 13

#### **SUB-CLAUSE 4.2: PERFORMANCE SECURITY**

*Replace the text of the first and second Paragraph under Sub-clause 4.2 with the following:*

“The Contractor shall provide the Performance Security to the Employer within 21 days after receipt of the Letter of Acceptance. The Performance Security shall be in the form of a bank guarantee as stipulated by the Employer in the Appendix to Tender. The Performance Security shall be issued by a

bank incorporated in Kenya. The Contractor shall notify the Engineer when providing the Performance Security to the Employer.

*Replace the text of the first sentence under the third paragraph under Sub-clause 4.2 with the following:*

The Contractor shall ensure that the Performance Security is valid and enforceable until a date 28 days after the date of issue of the Performance Certificate.

*Add the following after the fifth paragraph:*

The Employer shall be at liberty to claim part or the entire performance Security without informing or notifying the Contractor provided that the conditions necessitating the claim are contractual.

#### **SUB-CLAUSE 4.3: CONTRACTOR'S REPRESENTATIVE**

*Add the following at the end of the second paragraph:*

The Contractor shall also submit a specimen signature of his proposed Site Agent /Road Manager who **SHALL** be the only signatory to payment of certificates/Monthly statements from the Contractor.

#### **SUB-CLAUSE 4.4: SUBCONTRACTORS**

*Add after paragraph one the following:*

The maximum allowable accumulated value of work subcontracted shall be as stated in the appendix to form of tender.

#### **SUB-CLAUSE 4.8: SAFETY PROCEDURES**

*Add:*

Notwithstanding the Contractor's obligation under Sub-Clause-paragraph (a) – (g) of Sub-Clause 4.8 of the Conditions of Contract, the Contractor shall observe the following measures with a view to enhance Road Safety to the Road Users and Site Workers:

1. Prepare and submit a comprehensive Road Safety Implementation Plan within 14 days after receipt of Order to Commence for the Engineer's Approval. The plan shall include but not limited to the following:
  - Night driving
  - Safety of workers

- Diversions
  - Traffic management Plan
  - Towing of stalled vehicle
2. The Contractor should identify, evaluate and monitor potential traffic and road safety risks to workers and road users throughout the Contract life cycle and develop measures and plans to address them.
  3. The Contractor shall install and maintain standard approved traffic warning signs, directional signs, secure the working areas and deploy flagmen at active construction sites.
  4. The Contractor shall assess each phase of the works, monitor incidents and accidents indicating the mitigation measures undertaken and prepare monthly reports to be submitted to the Resident Engineer.
  5. The Contractor shall factor the cost of implementation of the Road Safety Plan in the rates for the Works.

Failure by the Contractor to observe the above safety features shall be deemed to be a violation of the Contractor's Obligations and shall be grounds for Suspension and/or Termination.

#### **SUB-CLAUSE 4.18: PROTECTION OF THE ENVIRONMENT**

*Add:*

Notwithstanding the Contractor's obligation under Sub-Clause-paragraph (a), (b) and (c) of Sub-Clause 1 of 4.18 of the Conditions of Contract, the Contractor shall observe the following measures with a view to reducing or elimination adverse environmental effects by the site works:

1. All quarries and borrow pits shall be filled and landscaped to their original state after extraction of construction material
2. Soil erosion due to surface runoff or water from culverts or other drainage structures should be avoided by putting in place proper erosion control measures that shall include, but are not limited to grassing and planting of trees
3. Long traffic diversion roads shall be avoided so as to minimize the effect of dust on the surrounding environment. In any case all diversions shall be kept damp and dust free.
4. Spillage of oils, fuels and lubricants shall be avoided and if spilt, shall be collected and disposed of in such a way as not to adversely affect the environment.

5. Rock blasting near settlement areas shall be properly coordinated with the relevant officers of the Government so as to minimize noise pollution and community interference.

#### **SUB-CLAUSE 6.1: ENGAGEMENT OF STAFF AND LABOUR**

*Add the following at the end of clause 6.1:*

The Contractor is encouraged, to the extent practicable and reasonable, to employ staff and labour with appropriate qualifications and experience who are Kenya citizens.

Any additional unskilled labour which is required by the Contractor for the works, and which is not in his employment schedule at the time of the acceptance of the Tender shall be recruited by the Contractor from the Labour Exchange or Exchange or Exchanges nearest to the site or sites of the work.

#### **SUB-CLAUSE 6.5: WORKING HOURS**

*Add at the end of Sub-Clause 6.5 the following:*

If the Contractor requests permission to work by night as well as by day, then if the Engineer shall grant such permission the Contractor shall not be entitled to any additional payments for so doing. All such work at night shall be carried out without unreasonable noise or other disturbance and the Contractor shall indemnify the Employer from and against any liability for damages on account of noise or other disturbance created while or in carrying out night work and from and against all claims, demands, proceedings, costs, charges and expenses whatsoever in regard or in relation to such liability.

In addition, the Contractor will be required to provide, for any work carried out at night or recognized days of rest, adequate lighting and other facilities so that the work is carried out safely and properly.

In the event of the Engineer granting permission to the Contractor to work double or rotary shifts or on Sundays, the Contractor shall be required to meet any additional costs to the Employer in the administration and supervision of the Contract arising from the granting of this permission.”

#### **SUB-CLAUSE 6.7: HEALTH AND SAFETY**

*Add under the first paragraph:*



The Contractor shall compensate for loss of damage suffered in consequence of any accident or injury or disease resulting from his work to any workman or other person in the employment of the Contractor or any Subcontractor is in accordance with the Workmen’s Compensation Act of the Laws of Kenya

The Contractor shall ensure adequate safety program with respect to all work under the contract is complied with, whether performed by the Contractor or subcontractor is formulated and enforced. additionally, all records of health, safety and welfare shall be maintained as the Engineer may from time to time prescribe. Reports of accidents shall be submitted to the Engineer.

*Add after the last paragraph:*

In addition, the Contractor shall notify the Engineer and any relevant Authority the occurrence of these accidents

#### **SUB-CLAUSE 7.4 TESTING**

*Add at the end of Sub-Clause 7.4 the following:*

The Contractor shall submit to the Engineer, Project Specific Quality Management Plan for approval 14 days after issuance of order to commence. The Plan shall include but not limited to:

1. Key staff that will be involved in the project and their role in quality management
2. Resources (Human and machinery) and Resource allocation in quality management
3. Processes and procedures to be followed in quality management
4. Controls to be put in place to ensure that the quality management plan is adhered to.
5. Reporting methodology on quality Management
6. Methodology on inspection, testing, monitoring and measuring to ensure conformity to quality requirement in accordance with the contract.
7. Description on correction action to be undertaken on non-conforming outputs and corrective action to avoid recurrence.

#### **SUBCLAUSE 8.3: PROGRAMME**

*Add after first paragraph:*

The program shall be in the form of a Critical Path Method Network (CPM Network) showing the order of procedure and a description of the construction methods and arrangements by which the Contractor proposes to carry out the works. It should also be supplemented by a time –bar chart of the same program. The program shall be coordinated with climatic, groundwater and other conditions to provide for completion of the works in the order and by the time specified.

The Contractor shall submit to the Engineer not later than the day or date mentioned in the Appendix to the Form of Bid, a general description of his proposed arrangements and methods for the execution of the Works, including temporary offices, buildings, access roads, construction plant and its intended production output, working shift arrangements, labour strength, skilled and unskilled, supervision arrangements, power supply arrangements, supply of materials including a materials utilization program, stone crushing, aggregate production and storage, cement handling, concrete mixing and handling, methods of excavation, dealing with water, testing methods and facilities.

During the execution of the works, the Contractor shall submit to the Engineer full and detailed particulars of any proposed amendments to the arrangements and methods submitted in accordance with the foregoing.

If details of the Contractors proposals for Temporary Works are required by the Engineer for his own information the Contractor shall submit such details within fourteen days of being requested to do so.

The Resident Engineer may at his discretion provide to the Contractor a Format of submitting the Program of Works to comply with the Cash flow projections and budgets assigned to the project

The various operations pertaining to the works shall be carried out in such a progressive sequence as will achieve a continuous and consecutive output of fully completed roadworks inclusive of all bridge works and culverts within the time limits specified in the Contract. Generally, the Contractor shall start at one end of the road and progress continuously towards the other without leaving any isolated section or sections of uncompleted road provided always that the site of the works has been acquired in its entirety and the encumbrances and services thereon removed.

*Add at the end of 8.3;*

The Contractor shall allow in his programme all published Kenya public holidays including but not limited to the following per calendar year during which the Contractor shall not be permitted to work.

- New Year's Day (1<sup>st</sup> January)
- Good Friday
- Easter Monday
- Idd ul fitr
- Labour Day (1<sup>st</sup> May)
- Madaraka Day (1<sup>st</sup> June)
- Mazingira Day (10<sup>th</sup> October )
- Mashujaa Day (20<sup>th</sup> October)
- Jamhuri Day (12<sup>th</sup> December)
- Christmas Day (25<sup>th</sup> December)
- Boxing Day (26<sup>th</sup> December)

The Contractor shall also allow per calendar year for a further 3 unspecified public holidays which may be announced by the Government of Kenya with no prior notification upon which he shall not be permitted to work.

#### **SUB-CLAUSE 8.7: DELAY DAMAGES**

*Add the following paragraphs at the end of this Sub-Clause:*

“There shall be no reduction in the amount of liquidated damages in the event that a part or a section of the Works within the Contract is certified as completed before the whole of the Works comprising that Contract.

The Employer shall **NOT** pay any bonus for early completion of the Works to the Contractor.

#### **SUB-CLAUSE 11.1: COMPLETION OF OUTSTANDING WORK AND REMEDYING DEFECTS**

*Add:*

At the expiry of the Defects Notification Period, no defect arising from the permanent works existing shall be acceptable for taking over. The Employer shall verify and satisfy themselves that all the outstanding works and defects arising out of the works have been attended to sufficiently. Works shall also be inspected at the End of Defects Notification Period.

**SUB-CLAUSE 13.1: RIGHT TO VARY**

*Add the following paragraph at the end of subclause 13.1:*

No such variations in any way shall contravene the requirements of Public Procurement and Disposal Act of 2015 and the amendments thereof.

**SUB-CLAUSE 14.8: DELAYED PAYMENT**

*Replace the second paragraph with:*

In the event of the failure of the Employer to make payment within the times stated, the Employer shall make payment to the Contractor of simple interest at a rate equal to two percentage points above the mean Base Lending Rate obtained from the Central Bank of Kenya. The provisions of this sub-clause are without prejudice to the Contractor’s entitlements under sub-clause 16.2 or otherwise.

**SUB-CLAUSE 14.15: CURRENCIES OF PAYMENT**

*The paragraphs are substituted with;*

The Contract Price shall be designated in the Kenyan Shillings.

All work performed by the Contractor under the Contract shall be valued in Kenya Shillings using the rates and prices entered in the Bills of Quantities together with such other increases to the Contract Price including variation of price payments in accordance with Clause 13.

**SUB-CLAUSE 18.1 GENERAL REQUIREMENTS FOR INSURANCES**

*Add the following at the end of the second paragraph:*

Insurances shall not contain exclusion clauses which limit cover for activities necessary for the execution of the Contract.

All insurances shall cover the entire contract period and an additional three (3) months.

Each policy of insurance effected by the Contractor for purposes of the Contract shall include a provision to the effect that the Insurer shall have a duty to give notice in writing to the Contractor and Employer of the date when a premium becomes payable not be more than thirty (30) days before that date, and the policy shall remain in force until thirty (30) days after the giving of such notice.

**SECTION XI - STANDARD CONTRACT FORMS**

**TABLE OF FORMS**

FORM No. 1 - NOTIFICATION OF INTENTION TO AWARD

FORM No. 2 - NOTIFICATION OF AWARD - LETTER OF ACCEPTANCE

FORM No. 3 – FORM OF AGREEMENT

FORM No. 4 - PERFORMANCE SECURITY [Option 1 - Unconditional Demand Bank Guarantee]

FORM No. 5 - PERFORMANCE SECURITY [Option 2 - Performance Bond]

FORM No. 6 - ADVANCE PAYMENT SECURITY

FORM No. 7 - FORM RB 1 APPLICATION FOR PUBLIC PROCUREMENT ADMINISTRATIVE REVIEW  
BOARD

ROAD

**FORM NO. 1: NOTIFICATION OF INTENTION TO AWARD**

*[This Notification of Intention to Award shall be sent to each Tenderer that submitted a Tender.]*

*[Send this Notification to the Tenderer's Authorized Representative named in the Tender Information Form]*

**FORMAT**

For the attention of Tenderer's Authorized Representative

Name: ..... *[insert Authorized Representative's name]* Address: *[insert Authorized Representative's Address]* Telephones: *[insert Authorized Representative's telephone/fax numbers]*

Email Address: *[insert Authorized Representative's email address]*

**[IMPORTANT:** *insert the date that this Notification is transmitted to Tenderers. The Notification must be sent to all Tenderers simultaneously. This means on the same date and as close to the same time as possible.]*

**Date of Transmission:**

This Notification is sent by: *[email]* on *[date]* (local time)

Procuring Entity: *[insert the name of the Procuring entity]*

Contract title: *[insert the name of the contract]*

Country: Kenya, County\_\_\_\_\_ *(if the Procuring Entity is from a County)*

This Notification of Intention to Award (Notification) notifies you of our decision to award the above contract. The transmission of this Notification begins the Standstill Period. During the Standstill Period, you may:

- a) Request a debriefing in relation the evaluation of your Tender, and/or
- b) Submit a Procurement-related Complaint in relation to the decision to award the contract.

**1. The successful Tenderer**

Name: *[insert name of successful Tenderer]* Address: *[insert address of the successful Tenderer]* Contract price: *[insert contract price of the successful Tender]*

**1. Other Tenderers:** *insert names of all Tenderers that submitted a Tender. If the Tender's price was evaluated include the evaluated price as well as the Tender price as read out.]*

	<b>Name of Tenderer</b>	<b>Tender price</b>	<b>Evaluated Tender price</b>	<b>Comments (if any)</b>
1				
2				



PERFORMANCE BASED CONTRACT FOR MAINTENANCE OF SULTAN HAMUD – MAKINDU (A8)  
ROAD

3				
4				
5				
6				
7				
Etc.				

## ROAD

**1. How to request a debriefing**

**DEADLINE:** The deadline to request a debriefing expires at midnight on [*insert date*] (local time).

You may request a debriefing in relation to the results of the evaluation of your Tender. If you decide to request a debriefing your written request must be made within three (3) Business Days of receipt of this Notification of Intention to Award. Provide the contract name, reference number, name of the Tenderer, contact details; and address the request for debriefing as follows:

**Attention:** [*insert full name of person, if applicable*] **Title/position:** [*insert title/position*] **Procuring**

**Entity:** [*insert name of Procuring Entity*] **Email address:** [*insert email address*]

If your request for a debriefing is received within the 3 Business Days deadline, we will provide the debriefing within five (5) Business Days of receipt of your request. If we are unable to provide the debriefing within this period, the Standstill Period shall be extended by five (5) Business Days after the date that the debriefing is provided. If this happens, we will notify you and confirm the date that the extended Standstill Period will end. The debriefing may be in writing, by phone, video conference call or in person. We shall promptly advise you in writing how the debriefing will take place and confirm the date and time.

If the deadline to request a debriefing has expired, you may still request a debriefing. In this case, we will provide the debriefing as soon as practicable, and normally no later than fifteen (15) Business Days from the date of publication of the Contract Award Notice.

**2. How to make a complaint**

**Period:** Procurement-related Complaint challenging the decision to award shall be submitted by midnight, [*insert date*] (local time).

Provide the contract name, reference number, name of the Tenderer, contact details; and address the Procurement-related Complaint as follows:

Attention: [*insert full name of person, if applicable*]

Title/position: [*insert title/position*]

Procuring Entity: [*insert name of Procuring Entity*]

Email address: [*insert email address*]

At this point in the procurement process, you may submit a Procurement-related Complaint challenging the decision to award the contract. You do not need to have requested, or received, a debriefing before making this complaint. Your complaint must be submitted within the Standstill Period and received by us before the Standstill Period ends.

In summary, there are four essential requirements:

- a) You must be an 'interested party'. In this case, that means a Tenderer who submitted a Tender in this tendering process, and is the recipient of a Notification of Intention to Award.
- b) The complaint can only challenge the decision to award the contract.
- c) You must submit the complaint within the period stated above.

ROAD

- d) You must include, in your complaint, all of the information necessary to support your case.
- e) The application must be accompanied by the fees set out in the Procurement Regulations, which shall not be refundable (information available from the Public Procurement Authority at [www.ppoa.go.ke](http://www.ppoa.go.ke)).

**3. Standstill Period**

- f) **DEADLINE:** The Standstill Period is due to end at midnight on [*insert date*] (local time).
  - i) The Standstill Period lasts fourteen (14) Days after the date of transmission of this Notification of Intention to Award.
  - ii) The Standstill Period may be extended as stated in Section 4 above.

If you have any questions regarding this Notification please do not hesitate to contact us. On behalf of the

Procuring Entity: \_\_\_\_\_

Name \_\_\_\_\_

Title and Position \_\_\_\_\_

Signature \_\_\_\_\_

Date \_\_\_\_\_

ROAD

**FORM NO. 2: LETTER OF NOTIFICATION OF AWARD**

Letter of Acceptance

*[letter head paper of the Procuring Entity]*

*[date]*

**FORMAT**

To: *[name and address of the Contractor]*

This is to notify you that your Tender dated *[date]* for execution of the *[name of the Contract and identification number, as given in the SCC]* for the Accepted Contract Amount *[amount in numbers and words] [name of currency]*, as corrected and modified in accordance with the Instructions to Tenderers, is hereby accepted by our Agency.

You are requested to furnish the Performance Security within 30 days in accordance with the Conditions of Contract, using, for that purpose, one of the Performance Security Forms included in Section X, Contract Forms, of the tender document.

We attach a copy of the Contract for your

Authorized Signature:

Name and Title of

Signatory: Name of

Agency:

**Attachment: Contract Agreement**

ROAD

**FORM NO. 3: FORM OF AGREEMENT****FORM OF AGREEMENT**

THIS AGREEMENT made the \_\_\_\_\_ day of \_\_\_\_\_, \_\_\_\_\_, between \_\_\_\_\_ of \_\_\_\_\_ (hereinafter “the Procuring Entity”), of the one part, and \_\_\_\_\_ of \_\_\_\_\_ (herein after “the Contractor”), of the other part:

WHEREAS the Procuring Entity desires that the Works known as \_\_\_\_\_ should be executed by the Contractor, and has accepted a Tender by the Contractor for the execution and completion of these Works and the remedying of any defects therein, The Procuring Entity and the Contractor agree as follows:

1. In this Agreement words and expressions shall have the same meanings as are respectively assigned to them in the Contract documents referred to.
2. The following documents shall be deemed to form and be read and construed as part of this Agreement. This Agreement shall prevail over all other Contract documents.
  - a) The Letter of Acceptance
  - b) The Letter of Tender
  - c) The addenda Nos \_\_\_\_\_ (if any)
  - d) The Particular Conditions
  - e) The General Conditions;
  - f) The Specification
  - g) The Drawings; and
  - h) The completed Schedules and any other documents forming part of the contract.
3. In consideration of the payments to be made by the Procuring Entity to the Contractor as specified in this Agreement, the Contractor hereby covenants with the Procuring Entity to execute the Works and to remedy defects therein in conformity in all respects with the provisions of the Contract.
4. The Procuring Entity hereby covenants to pay the Contractor in consideration of the execution and completion of the Works and the remedying of defects therein, the Contract Price or such other sum as may become payable under the provisions of the Contract at the times and in the manner prescribed by the Contract.

IN WITNESS whereof the parties hereto have caused this Agreement to be executed in accordance with the laws of Kenya on the day, month and year specified above.

Signed by \_\_\_\_\_

\_\_\_\_\_(for the Procuring Entity)

Signed by \_\_\_\_\_

\_\_\_\_\_(for the Contractor)

ROAD

**FORM NO. 4 - PERFORMANCE SECURITY**

**– (Unconditional Demand Bank Guarantee)**

*[Guarantor letterhead or SWIFT identifier code]*

**Beneficiary:** \_\_\_\_\_ *[insert name and Address of Procuring*

*Entity] Date:* \_\_\_\_\_ *[Insert date of issue]*

**PERFORMANCE GUARANTEE No.:** \_\_\_\_

**Guarantor:** *[Insert name and address of place of issue, unless indicated in the letterhead]*

1. We have been informed that \_\_\_\_\_ (herein after called "the Applicant") has entered into Contract No. \_\_\_\_\_ dated \_\_\_\_\_ with the Beneficiary, for the execution of \_\_\_\_\_ (herein after called "the Contract").
2. Furthermore, we understand that, according to the conditions of the Contract, a performance guarantee is required.
3. At the request of the Applicant, we as Guarantor, here by irrevocably undertake to pay the Beneficiary any sum or sums not exceeding in total an amount of\_( ),<sup>1</sup> such sum being payable in the types and proportions of currencies in which the Contract Price is payable, upon receipt by us of the Beneficiary's complying demand supported by the Beneficiary's statement, whether in the demand itself or in a separate signed document accompanying or identifying the demand, stating that the Applicant is in breach of its obligation(s) under the Contract, without the Beneficiary needing to prove or to show grounds for your demand or the sum specified therein.
4. This guarantee shall expire, no later than the ..... Day of ..... 2...<sup>2</sup>, and any demand for payment under it must be received by us at this office indicated above on or before that date.
5. The Guarantor agrees to a one-time extension of this guarantee for a period not to exceed *[six months] [one year]*, in response to the Beneficiary's written request for such extension, such request to be presented to the Guarantor before the expiry of the guarantee.”

\_\_\_\_\_  
\_\_\_\_\_  
*[Name of Authorized Official, signature(s) and seals/stamps]*

**Note: All italicized text (including footnotes) is for use in preparing this form and shall be deleted from the final product.**

## ROAD

<sup>1</sup>The Guarantor shall insert an amount representing the percentage of the Accepted Contract Amount specified in the Letter of Acceptance, less provisional sums, if any, and denominated either in the currency(cies) of the Contract or a freely convertible currency acceptable to the Beneficiary.

<sup>2</sup>Insert the date twenty-eight days after the expected completion date as described in GC Clause 11.9. The Procuring Entity should note that in the event of an extension of this date for completion of the Contract, the Procuring Entity would need to request an extension of this guarantee from the Guarantor. Such request must be in writing and must be made prior to the expiration date established in the guarantee. In preparing this guarantee, the Procuring Entity might consider adding the following text to the form, at the end of the pen ultimate paragraph: “The Guarantor agrees to a one-time extension of this guarantee for a period not to exceed [six months] [one year], in response to the Beneficiary's written request for such extension, such request to be presented to the Guarantor before the expiry of the guarantee.”



ROAD

**FORM No. 5 - PERFORMANCE SECURITY OPTION 2– (Performance Bond)**

*[Note: Procuring Entities are advised to use Performance Security–Unconditional Demand Bank Guarantee instead of Performance Bond due to difficulties involved in calling Bond holder to action]*

*[Guarantor letterhead or SWIFT identifier code]*

**Beneficiary:** \_\_\_\_\_ *[insert name and Address of Procuring Entity]*

**Date:** \_\_\_\_\_ *[Insert date of issue]*

**PERFORMANCE BOND No.:** \_\_\_\_\_

**Guarantor:** *[Insert name and address of place of issue, unless indicated in the letter head]*

- 1 By this Bond \_\_\_\_\_ as Principal (hereinafter called “the Contractor”) and \_\_\_\_\_] as Surety (hereinafter called “the Surety”), are held and firmly bound unto \_\_\_\_\_] as Obligee (hereinafter called “the Procuring Entity”) in the amount of \_\_\_\_\_ for the payment of which sum well and truly to be made in the types and proportions of currencies in which the Contract Price is payable, the Contractor and the Surety bind themselves, their heirs, executors, administrators, successors and assigns, jointly and severally, firmly by these presents.
- 2 WHEREAS the Contractor has entered into a written Agreement with the Procuring Entity dated the day of, 20\_\_, for \_\_\_\_\_ in accordance with the documents, plans, specifications, and amendments thereto, which to the extent here in provided for, are by reference made part hereof and are herein after referred to as the Contract.
- 3 NOW, THEREFORE, the Condition of this Obligation is such that, if the Contractor shall promptly and faithfully perform the said Contract (including any amendments thereto), then this obligation shall be null and void; otherwise, it shall remain in full force and effect. Whenever the Contractor shall be, and declared by the Procuring Entity to be, in default under the Contract, the Procuring Entity having performed the Procuring Entity's obligations there under, the Surety may promptly remedy the default, or shall promptly:
  - 1) Complete the Contract in accordance with its terms and conditions; or
  - 2) Obtain a tender or tenders from qualified tenderers for submission to the Procuring Entity for completing the Contract in accordance with its terms and conditions, and upon determination by the Procuring Entity and the Surety of the lowest responsive Tenderers, arrange for a Contract between such Tenderer, and Procuring Entity and make available as work progresses (even though there should be a default or a succession of defaults under the Contract or Contracts of completion arranged under this paragraph) sufficient funds to pay the cost of completion less the Balance of the Contract Price; but not exceeding, including other costs and damages for which the Surety may be liable hereunder, the amount set forth in the first paragraph hereof. The term “Balance of the Contract Price,” as used in this paragraph, shall mean the total amount payable by Procuring Entity to Contractor under the Contract, less the amount properly paid by Procuring Entity to Contractor; or
  - 3) Pay the Procuring Entity the amount required by Procuring Entity to complete the Contract in accordance with its terms and conditions up to a total not exceeding the amount of this Bond.

ROAD

- 4 The Surety shall not be liable for a greater sum than the specified penalty of this Bond.
- 5 Any suit under this Bond must be instituted before the expiration of one year from the date of the issuing of the Taking-Over Certificate. No right of action shall accrue on this Bond to or for the use of any person or corporation other than the Procuring Entity named here in or the heirs, executors, administrators, successors, and assigns of the Procuring Entity.
- 6 In testimony whereof, the Contractor has here unto set his hand and affixed his seal, and the Surety has caused these presents to be sealed with his corporate seal duly attested by the signature of his legal representative, this day \_\_\_\_\_ of \_\_\_\_20\_\_\_\_.

SIGNED ON \_\_\_\_\_ on behalf of \_\_\_\_\_

By \_\_\_\_\_ in the capacity of \_\_\_\_\_

In the presence of \_\_\_\_\_

SIGNED ON \_\_\_\_\_ on behalf of \_\_\_\_\_

By \_\_\_\_\_ in the capacity of \_\_\_\_\_

In the presence of \_\_\_\_\_

**PERFORMANCE BASED CONTRACT FOR MAINTENANCE OF SULTAN HAMUD -  
MAKINDU (A8) ROAD**

**FORM NO. 6 - ADVANCE PAYMENT SECURITY (Not Applicable)**

[Demand Bank Guarantee] [Guarantor letterhead or  
SWIFT identifier code] [Guarantor letterhead or SWIFT  
identifier code]

**Beneficiary:** \_\_\_\_\_ [Insert name and Address of  
Procuring Entity] **Date:** \_\_\_\_\_ [Insert date of issue]

**ADVANCE PAYMENT GUARANTEE No.:** \_\_\_\_\_ [Insert guarantee reference number]

**Guarantor:** [Insert name and address of place of issue, unless indicated in the letterhead]

1. We have been informed that \_\_\_\_\_ (herein after called "the Applicant") has entered into Contract No. \_\_\_\_\_ dated \_\_\_\_\_ with the Beneficiary, for the execution of (herein after called " the Contract").
2. Furthermore, we understand that, according to the conditions of the Contract, an advance payment in the sum \_\_\_\_\_ ( ) is to be made against an advance payment guarantee.
3. At the request of the Applicant, we as Guarantor, hereby irrevocably undertake to pay the Beneficiary any sum or sums not exceeding in total an amount of \_\_\_\_\_ ( )<sup>1</sup> upon receipt by us of the Beneficiary's complying demand supported by the Beneficiary's statement, whether in the demand itself or in a separate signed document accompanying or identifying the demand, stating either that the Applicant:
  - a) Has used the advance payment for purposes other than the costs of mobilization in respect of the e Works; or
  - b) has failed to repay the advance payment in accordance with the Contract conditions, specifying the amount which the Applicant has failed to repay.
4. A demand under this guarantee may be presented as from the presentation to the Guarantor of a certificate from the Beneficiary's bank stating that the advance payment referred to above has been credited to the Applicant on its account number \_\_\_\_\_ at \_\_\_\_\_
5. The maximum amount of this guarantee shall be progressively reduced by the amount of the advance payment repaid by the Applicant as specified in copies of interim statements or payment certificates which shall be presented to us. This guarantee shall expire, at the latest, upon our receipt of a copy of the interim payment certificate indicating that ninety (90) percent of the Accepted Contract Amount, less provisional sums, has been certified for payment, or on the \_\_\_\_\_ day of \_\_\_\_\_, 20\_\_\_\_, <sup>2</sup> whichever is earlier. Consequently, any demand for payment under this guarantee must

**PERFORMANCE BASED CONTRACT FOR MAINTENANCE OF SULTAN HAMUD -  
MAKINDU (A8) ROAD**

be received by us at this office on or before that date.

6. The Guarantor agrees to a one-time extension of this guarantee for a period not to exceed *[six months] [one year]*, in response to the Beneficiary's written request for such extension, such request to be presented to the Guarantor before the expiry of the guarantee.

*[Name of Authorized Official, signature(s) and seals/stamps]*

**Note: All italicized text (including footnotes) is for use in preparing this form and shall be deleted from the final product.**

---

<sup>1</sup> *The Guarantor shall insert an amount representing the amount of the advance payment and denominated either in the currency(ies) of the advance payment as specified in the Contract, or in a freely convertible currency acceptable to the Procuring Entity.*

<sup>2</sup>*Insert the expected expiration date of the Time for Completion. The Procuring Entity should note that in the event of an extension of the time for completion of the Contract, the Procuring Entity would need to request an extension of this guarantee from the Guarantor. Such request must be in writing and must be made prior to the expiration date established in the guarantee. In preparing this guarantee, the Procuring Entity might consider adding the following text to the form, at the end of the penultimate paragraph: "The Guarantor agrees to a one-time extension of this guarantee for a period not to exceed [six months] [one year], in response to the Beneficiary's written request for such extension, such request to be presented to the Guarantor before the expiry of the guarantee."*

**PERFORMANCE BASED CONTRACT FOR MAINTENANCE OF SULTAN HAMUD -  
MAKINDU (A8) ROAD**

**FORM NO. 7: FORM RB 1 APPLICATION FOR PUBLIC PROCUREMENT  
ADMINISTRATIVE REVIEW BOARD**

**FOURTEENTH SCHEDULE (r.203(1))**

**FORM FOR REVIEW PUBLIC PROCUREMENT ADMINISTRATIVE REVIEW  
BOARD**

**APPLICATION NO..... OF.....20.....**

**BETWEEN**

..... **APPLICANT (Review Board)**

**AND**

.....**RESPONDENT (Procuring Entity)**

Request for review of the decision of the..... (Name of the Procuring Entity of  
.....dated the...day of .....20.....in the matter of Tender No.....of  
.....20.... for .....(Tender description). **REQUEST FOR REVIEW**  
I/We....., the above-named Applicant(s), of address: Physical  
address..... P. O. Box No..... Tel. No..... Email ....., hereby request the  
Public Procurement Administrative Review Board to review the whole/part of the above-  
mentioned decision on the following grounds, namely: 1. 2. By this memorandum, the Applicant  
requests the Board for an order/orders that: 1. 2. **SIGNED .....** (Applicant) Dated  
on..... day of ...../...20.....

---

**FOR OFFICIAL USE ONLY**

**Lodged with the Secretary Public Procurement Administrative Review Board  
on.....day of ..... 20.....**

**SIGNED**

**Board Secretary**

**KeNHA/R8/334/2024** Issued by Kenya National Highways Authority

**PERFORMANCE BASED CONTRACT FOR MAINTENANCE OF SULTAN HAMUD -  
MAKINDU (A8) ROAD**

**FORM NO. 8 BENEFICIAL OWNERSHIP DISCLOSURE FORM**

***INSTRUCTIONS TO TENDERERS: DELETE THIS BOX ONCE YOU HAVE COMPLETED THE FORM***

*This Beneficial Ownership Disclosure Form (“Form”) is to be completed by the successful tenderer. In case of joint venture, the tenderer must submit a separate Form for each member. The beneficial ownership information to be submitted in this Form shall be current as of the date of its submission.*

*For the purposes of this Form, a Beneficial Owner of a Tenderer is any natural person who ultimately owns or controls the Tenderer by meeting one or more of the following conditions:*

- *Directly or indirectly holding 25% or more of the shares.*
- *Directly or indirectly holding 25% or more of the voting rights*

Tender Reference No.: \_\_\_\_\_ [insert

identification no] Name of the Assignment: \_\_\_\_\_ [insert

name of the assignment] to: \_\_\_\_\_ [insert complete name of Procuring Entity]

In response to your notification of award dated \_\_\_\_\_ [insert date of notification of award] to furnish additional information on beneficial ownership: [select one option as applicable and delete the options that are not applicable]

I) We here by provide the following beneficial ownership information.

**Details of beneficial ownership**

<b>Identity of Beneficial Owner</b>	<b>Directly or indirectly holding 25% or more of the shares (Yes / No)</b>	<b>Directly or indirectly holding 25 % or more of the Voting Rights (Yes / No)</b>	<b>Directly or indirectly having the right to appoint a majority of the board of the directors or an equivalent governing body of the Tenderer (Yes / No)</b>
<i>[include full name (last, middle, first),</i>			

**PERFORMANCE BASED CONTRACT FOR MAINTENANCE OF SULTAN HAMUD -  
MAKINDU (A8) ROAD**

<i>nationality, country of residence]</i>			
---	--	--	--

OR

ii) *We declare that there is no Beneficial Owner meeting one or more of the following conditions: directly or indirectly holding 25% or more of the shares. Directly or indirectly holding 25% or more of the voting rights. Directly or indirectly having the right to appoint a majority of the board of directors or equivalent governing body of the Tenderer.*

OR

*We declare that we are unable to identify any Beneficial Owner meeting one or more of the following conditions. [If this option is selected, the Tenderer shall provide explanation on why it is unable to identify any Beneficial Owner]*

*Directly or indirectly holding 25% or more of the shares. Directly or indirectly holding 25% or more of the voting rights.*

*Directly or indirectly having the right to appoint a majority of the board of directors or equivalent governing body of the Tenderer]”*

*Name of the Tenderer: .....\*[insert complete name of the Tenderer]\_\_\_\_\_*

*Name of the person duly authorized to sign the Tender on behalf of the Tenderer: \*\* [insert complete name of person duly authorized to sign the Tender]*

*Title of the person signing the Tender: ..... [insert complete title of the person signing the Tender]*

*Signature of the person named above: ..... [insert signature of person whose name and capacity are shown above]*

*Date signed ..... [insert date of signing] day of..... [Insert month], [insert year]*